

NOT MEASUREMENT
SENSITIVE

MIL-STD-3048 (USAF)
24-July-2013

DEPARTMENT OF DEFENSE STANDARD PRACTICE

AIR FORCE BUSINESS RULES FOR THE IMPLEMENTATION OF S1000D



AMSC N/A

AREA TMSS

DISTRIBUTION STATEMENT A. Approved for public release; distribution is unlimited.

MIL-STD-3048 (USAF)

FOREWORD

1. This standard is approved for use by the Department of the Air Force and is available for use by all Departments and Agencies of the Department of Defense.
2. Comments, suggestions, or questions on this document should be addressed to AFLCMC/HIAM, 4170 Hebble Creek Road, Bldg. 280, Door 15, Area A, Wright-Patterson AFB, OH 45433-5653 or emailed to SGMLsupport@wpafb.af.mil. Since contact information can change, you may want to verify the currency of this address information using the ASSIST Online database at <https://assist.dla.mil>.

MIL-STD-3048 (USAF)**CONTENTS**

FOREWORD	ii
1 SCOPE	1
1.1 Scope.....	1
1.2 Organization of the technical content.....	1
1.3 Application of S1000D.....	1
1.4 Joint Service business rules	1
1.5 Rules and decision numbering.....	1
1.5.1 USAF business rules numbering.....	1
1.5.2 Joint Service business rules numbering.....	1
1.5.3 Project decision numbering.....	1
2 APPLICABLE DOCUMENTS	1
2.1 General.....	1
2.2 Government documents	1
2.2.1 Specifications, standards and handbooks.....	2
2.2.2 Other Government documents, drawings, and publications	2
2.3 Non-government publications.....	3
2.4 Order of precedence.....	4
3 DEFINITIONS.....	4
3.1 General.....	4
3.2 Acronyms used in this standard.....	4
3.3 Terms.....	8
3.3.1 Acquiring Activity	8
3.3.2 Additional Authorization List (AAL) items	8
3.3.3 Adjust.....	8
3.3.4 Align	8
3.3.5 American National Standards Institute (ANSI).....	8
3.3.6 Assembled item.....	8
3.3.7 Assembly	9
3.3.8 Auxiliary equipment	9
3.3.9 Basic Issue Items (BII).....	9
3.3.10 Basis of Issue (BOI).....	9
3.3.11 Block diagram.....	9
3.3.12 Built-in Test Equipment (BITE).....	9
3.3.13 Bulk material.....	9
3.3.14 Business Rules EXchange (BREX).....	9
3.3.15 Calibrate.....	9
3.3.16 Callout.....	9
3.3.17 Chemical, Biological, Radiological, and Nuclear (CBRN).....	9
3.3.18 Commercial and Government Entity (CAGE) Code (CAGEC).....	9
3.3.19 Complete repair.....	9
3.3.20 Component.....	9
3.3.21 Components of End Item (COEI).....	9
3.3.22 Comprehensibility.....	9
3.3.23 Computer Graphics Metafile (CGM).....	9
3.3.24 Continuous Acquisition Life-cycle Support (CALS).....	9

MIL-STD-3048 (USAF)**CONTENTS**

3.3.25 Corrosion Prevention and Control (CPC).....	10
3.3.26 Critical Safety Item (CSI).....	10
3.3.27 Degradation.....	10
3.3.28 Department of Defense (DoD).....	10
3.3.29 Department of Defense Ammunition Code (DODAC)	10
3.3.30 Depot-level maintenance	10
3.3.31 Disassemble	10
3.3.32 Document instance.....	10
3.3.33 Expendability, Recoverability, Reparability Category.....	10
3.3.34 Electronic Countermeasures (ECM).....	10
3.3.35 Electrostatic Discharge (ESD).....	10
3.3.36 End Item Acronym Code (EIAC).....	10
3.3.37 Embedded	10
3.3.38 Equipment nomenclature	11
3.3.39 Essential	11
3.3.40 Evacuation.....	11
3.3.41 Expendable items.....	11
3.3.42 Extensible Markup Language (XML).....	11
3.3.43 Extensible Style sheet Language (XSL)	11
3.3.44 Follow-on maintenance.....	11
3.3.45 Footer	11
3.3.46 Functional diagram	11
3.3.47 Functional Group Code (FGC).....	11
3.3.48 Functionality matrix.....	11
3.3.49 Graphic(s).....	11
3.3.50 Hazardous Air Pollutants- (HAP-) free.....	11
3.3.51 Hardness Critical Item (HCI).....	11
3.3.52 Hardness Critical Process (HCP).....	11
3.3.53 Hard-time scheduled maintenance.....	11
3.3.54 Hardware breakdown.....	11
3.3.55 Header	12
3.3.56 Icon	12
3.3.57 Illustration.....	12
3.3.58 Index number/Item number.....	12
3.3.59 Inspect.....	12
3.3.60 Install	12
3.3.61 Institute of Electrical and Electronics Engineers (IEEE).....	12
3.3.62 Interactive Electronic Technical Manual (IETM).....	12
3.3.63 International Organization for Standardization (ISO)	12
3.3.64 Interchangeability	12
3.3.65 Legend.....	12
3.3.66 Limited repair.....	12
3.3.67 Linear Interactive Electronic Technical Publication (IETP).....	12
3.3.68 List of Applicable Publications (LOAP).....	12
3.3.69 Logistics Management Information (LMI).....	12

MIL-STD-3048 (USAF)**CONTENTS**

3.3.70 Maintenance level	12
3.3.71 Maintenance task	12
3.3.72 Master Data File (MDF)	13
3.3.73 Mean Time Between Corrective Maintenance (MTBCM)	13
3.3.74 Mean Time Between Failures (MTBF).....	13
3.3.75 Mean Time to Repair (MTTR).....	13
3.3.76 Modified Table of Organization and Equipment (MTOE).....	13
3.3.77 Modification Work Card (MWC).....	13
3.3.78 Module	13
3.3.79 Mouse-over	13
3.3.80 National Item Identification Number (NIIN).....	13
3.3.81 Next Higher Assembly (NHA)	13
3.3.82 Nomenclature	13
3.3.83 Non-Destructive Testing Inspection (NDTI).....	13
3.3.84 Nonlinear Interactive Electronic Technical Publication (IETP).....	13
3.3.85 Oil Analysis Program (OAP).....	13
3.3.86 On-condition maintenance	13
3.3.87 Operator maintenance	13
3.3.88 Overhaul.....	13
3.3.89 Overhaul Inspection Procedure (OIP) (aircraft)	14
3.3.90 Part Number (P/N).....	14
3.3.91 Phased Maintenance Inspection (PMI) (aircraft).....	14
3.3.92 Pictorial	14
3.3.93 Preshop analysis.....	14
3.3.94 Preventive maintenance (scheduled maintenance)	14
3.3.95 Preventive Maintenance Checklist (PMC).....	14
3.3.96 Preventive maintenance daily (aircraft).....	14
3.3.97 Preventive maintenance services inspection (aircraft).....	14
3.3.98 Proponent	14
3.3.99 Publication type	14
3.3.100 Quality Assurance (QA)	14
3.3.101 Rebuild.....	14
3.3.102 Reference designator.....	14
3.3.103 Reliability, Maintainability and Supportability (RMS) and Operational Availability (OA)	14
3.3.104 Reliability Centered Maintenance (RCM).....	14
3.3.105 Remove	14
3.3.106 Repair.....	15
3.3.107 Repair part.....	15
3.3.108 Replace.....	15
3.3.109 Revision	15
3.3.110 Schematic diagram.....	15
3.3.111 Service.....	15
3.3.112 Set.....	15
3.3.113 Source, Maintenance, and Recoverability (SMR) code.....	15
3.3.114 Spare part	15

MIL-STD-3048 (USAF)**CONTENTS**

3.3.115 Special tools	15
3.3.116 Specialized Repair Activity (SRA)	15
3.3.117 Subassembly	15
3.3.118 Support Equipment	15
3.3.119 Sustainment maintenance	15
3.3.120 System	15
3.3.121 Tags	15
3.3.122 Tailoring (business rules)	15
3.3.123 Task	16
3.3.124 Technical Manual (TM)	16
3.3.125 Test	16
3.3.126 Test, Measurement, and Diagnostic Equipment (TMDE)	16
3.3.127 Time Between Overhaul (TBO) items	16
3.3.128 Top-down generation breakdown	16
3.3.129 Usable On Code (UOC)	16
3.3.130 User	16
3.3.131 Viewer	16
3.3.132 Wiring diagram	16
3.4 Special terms	16
3.4.1 Applicability	16
3.4.2 Filtering	16
3.4.3 Illustrated Parts Data (IPD)	16
3.4.4 Information set	16
3.4.5 Interactive Electronic Technical Publication (IETP)	16
3.4.6 Page-formatted (or page-oriented) publication	17
3.4.7 Product	17
3.4.8 Publication	17
3.4.9 Reset area	17
3.4.10 Standard Numbering System (SNS)	17
4 GENERAL REQUIREMENTS	17
4.1 General	17
4.2 Preparation of digital data for electronic delivery	17
4.3 S1000D IETMs functionality	17
4.4 Project business rules	17
4.5 Project decision points	17
4.6 Legacy data conversion projects	17
5 DETAILED REQUIREMENTS	17
5.1 S1000D Chapter 1 - Introduction to the specification	17
5.2 S1000D Chapter 1.4 - Introduction to the specification - How to tailor for a specific project	18
5.2.1 USAF business rules	18
5.2.2 Project decisions	18
5.3 S1000D Chapter 1.5 - Introduction to the specification - Request for change	18
5.3.1 USAF business rules	18
5.4 S1000D Chapter 2 - Documentation process	18
5.5 S1000D Chapter 3 - Information generation	18

MIL-STD-3048 (USAF)**CONTENTS**

5.6 S1000D Chapter 3.3 - Information generation - Information sets	19
5.6.1 USAF business rules	19
5.6.2 Project decisions	19
5.7 S1000D - Chapter 3.4 - Information generation - Zoning and access	20
5.7.1 USAF business rules	20
5.7.2 Project decisions	20
5.8 S1000D Chapter 3.5 - Information generation - Updating data modules	20
5.8.1 USAF business rules	20
5.8.2 Project decisions	20
5.9 S1000D Chapter 3.6 - Information generation - Security and data restrictions	20
5.9.1 USAF business rules	20
5.9.2 Project decisions	20
5.10 S1000D Chapter 3.7 - Information generation - Quality assurance	20
5.10.1 USAF business rules	20
5.10.2 Project decisions	21
5.11 S1000D Chapter 3.9.1 - Authoring - General writing rules	21
5.11.1 USAF business rules	21
5.11.2 Project decisions	21
5.12 S1000D Chapter 3.9.2 - Authoring - Illustration rules and multimedia	21
5.12.1 USAF business rules	21
5.12.2 Project decisions	21
5.13 S1000D Chapter 3.9.2.1 - Illustration rules and multimedia - Illustrations, General	21
5.13.1 USAF business rules	21
5.13.2 Project decisions	21
5.14 S1000D Chapter 3.9.2.3 - Illustration rules and multimedia - Use of color and photographs	22
5.14.1 USAF business rules	22
5.14.2 Project decisions	22
5.15 S1000D Chapter 3.9.2.4 - Illustration rules and multimedia - Multimedia, general	22
5.15.1 USAF business rules	22
5.15.2 Project decisions	22
5.16 S1000D Chapter 3.9.2.5 - Illustration rules and multimedia - Interactive 3D content	22
5.16.1 USAF business rules	22
5.16.2 Project decisions	22
5.17 S1000D Chapter 3.9.3 - Authoring - Warnings, cautions, and notes	22
5.17.1 USAF business rules	22
5.17.2 Project decisions	23
5.18 S1000D Chapter 3.9.4 - Authoring - Front matter	23
5.18.1 USAF business rules	23
5.18.2 Project decisions	23
5.19 S1000D Chapter 3.9.5.1 - Data modules - Identification and status section	23
5.19.1 USAF business rules	23
5.19.2 Project decisions	25
5.20 S1000D Chapter 3.9.5.1.1 - Identification and status section - Export control	26
5.20.1 USAF business rules	26
5.20.2 Project decisions	26

MIL-STD-3048 (USAF)**CONTENTS**

5.21 S1000D Chapter 3.9.5.2.1.1 - Common constructs - Change marking	26
5.21.1 USAF business rules	26
5.21.2 Project decisions	27
5.22 S1000D Chapter 3.9.5.2.1.2 - Common constructs - Referencing	27
5.22.1 USAF business rules	27
5.22.2 Project decisions	28
5.23 S1000D Chapter 3.9.5.2.1.4 - Common constructs - Caption groups	28
5.23.1 USAF business rules	28
5.23.2 Project decisions	28
5.24 S1000D Chapter 3.9.5.2.1.6 - Common constructs - Tables.....	28
5.24.1 USAF business rules	28
5.24.2 Project decisions	29
5.25 S1000D Chapter 3.9.5.2.1.7 - Common constructs - Figures and foldouts.....	29
5.25.1 USAF business rules	29
5.25.2 Project decisions	29
5.26 S1000D Chapter 3.9.5.2.1.9 - Common constructs - Preliminary requirements and requirements after job completion	29
5.26.1 USAF business rules	29
5.26.2 Project decisions	29
5.27 S1000D Chapter 3.9.5.2.1.10 - Common constructs - Text elements.....	29
5.27.1 USAF business rules	29
5.27.2 Project decisions	30
5.28 S1000D Chapter 3.9.5.2.1.11 - Common constructs - Controlled content	30
5.28.1 USAF business rules	30
5.28.2 Project decisions	30
5.29 S1000D Chapter 3.9.5.2.1.12 - Common constructs - Common information	30
5.29.1 USAF business rules	30
5.29.2 Project decisions	30
5.30 S1000D Chapter 3.9.5.2.2 - Content section - Descriptive information.....	30
5.30.1 USAF business rules	30
5.30.2 Project decisions	30
5.31 S1000D Chapter 3.9.5.2.3 - Content section - Procedural information.....	30
5.31.1 USAF business rules	30
5.31.2 Project decisions	31
5.32 S1000D Chapter 3.9.5.2.4 - Content section - Fault information	31
5.32.1 USAF business rules	31
5.32.2 Project decisions	31
5.33 S1000D Chapter 3.9.5.2.5 - Content section - Maintenance planning information.....	31
5.33.1 USAF business rules	31
5.33.2 Project decisions	31
5.34 S1000D Chapter 3.9.5.2.6 - Content section - Crew/Operator information	31
5.34.1 USAF business rules	31
5.34.2 Project decisions	32
5.35 S1000D Chapter 3.9.5.2.7 - Content section - Parts information	32
5.35.1 USAF business rules	32

MIL-STD-3048 (USAF)**CONTENTS**

5.35.2 Project decisions	33
5.36 S1000D Chapter 3.9.5.2.8 - Content section - Battle damage assessment and repair	34
5.36.1 USAF business rules	34
5.36.2 Project decisions	34
5.37 S1000D Chapter 3.9.5.2.9 - Content section - Wiring data	34
5.37.1 USAF business rules	34
5.37.2 Project decisions	34
5.38 S1000D Chapter 3.9.5.2.10 - Content section - Process data module	34
5.38.1 USAF business rules	34
5.38.2 Project decisions	34
5.39 S1000D Chapter 3.9.5.2.11 - Content section - Technical information repository	35
5.39.1 USAF business rules	35
5.39.2 Project decisions	35
5.40 S1000D Chapter 3.9.5.2.12 - Content section - Container data module	35
5.40.1 USAF business rules	35
5.40.2 Project decisions	35
5.41 S1000D Chapter 3.9.5.2.13 - Content section - Learning data module	35
5.41.1 USAF business rules	35
5.41.2 Project decisions	35
5.42 S1000D Chapter 3.9.5.3 - Data modules - Applicability	36
5.42.1 USAF business rules	36
5.42.2 Project decisions	36
5.43 S1000D Chapter 3.9.5.3.1 - Applicability - Applicability cross-reference table	37
5.43.1 USAF business rules	37
5.43.2 Project decisions	37
5.44 S1000D Chapter 3.9.5.3.2 - Applicability - Conditions cross-reference table	37
5.44.1 USAF business rules	37
5.44.2 Project decisions	37
5.45 S1000D Chapter 3.9.5.3.3 - Applicability - Products cross-reference table	37
5.45.1 USAF business rules	37
5.45.2 Project decisions	37
5.46 S1000D Chapter 3.9.6.1 - Attributes - Project configurable values	37
5.46.1 USAF business rules	37
5.46.2 Project decisions	38
5.47 S1000D Chapter 3.9.6.2 - Attributes - Fixed values	38
5.47.1 USAF business rules	38
5.47.2 Project decisions	38
5.48 S1000D Chapter 4 - Information management	38
5.49 S1000D Chapter 4.2.1 - Common source database - Information objects	38
5.49.1 USAF business rules	38
5.49.2 Project decisions	38
5.50 S1000D Chapter 4.3.1 - Data module code - Model identification code	38
5.50.1 USAF business rules	38
5.50.2 Project decisions	39
5.51 S1000D Chapter 4.3.2 - Data module code - System difference code	39

MIL-STD-3048 (USAF)**CONTENTS**

5.51.1 USAF business rules	39
5.51.2 Project decisions	39
5.52 S1000D Chapter 4.3.3 - Data module code - Standard numbering system	39
5.52.1 USAF business rules	39
5.52.2 Project decisions	39
5.53 S1000D Chapter 4.3.4 - Data module code - Disassembly code	39
5.53.1 USAF business rules	39
5.53.2 Project decisions	40
5.54 S1000D Chapter 4.3.5 - Data module code - Disassembly code variant	40
5.54.1 USAF business rules	40
5.54.2 Project decisions	40
5.55 S1000D Chapter 4.3.6 - Data module code - Information code	40
5.55.1 USAF business rules	40
5.55.2 Project decisions	40
5.56 S1000D Chapter 4.3.7 - Data module code - Information code variant	40
5.56.1 USAF business rules	40
5.56.2 Project decisions	40
5.57 S1000D Chapter 4.3.8 - Data module code - Item location code	40
5.57.1 USAF business rules	40
5.57.2 Project decisions	40
5.58 S1000D Chapter 4.4 - Information management - Information control number	40
5.58.1 USAF business rules	40
5.58.2 Project decisions	41
5.59 S1000D Chapter 4.5.1 - Data module lists - Data module requirements list	41
5.59.1 USAF business rules	41
5.59.2 Project decisions	41
5.60 S1000D Chapter 4.5.2 - Data module lists - Common Source Data Base (CSDB) status list	41
5.60.1 USAF business rules	41
5.60.2 Project decisions	41
5.61 S1000D Chapter 4.6 - Information management - Comment	41
5.61.1 USAF business rules	41
5.61.2 Project decisions	41
5.62 S1000D Chapter 4.8 - Information management - Interchange of data modules	41
5.62.1 USAF business rules	41
5.62.2 Project decisions	41
5.63 S1000D Chapter 4.9.1 - Publication and SCORM content package management - Publication module ..	41
5.63.1 USAF business rules	42
5.63.2 Project decisions	43
5.64 S1000D Chapter 4.9.2 - Publication and SCORM content package management - Coding of publications and SCOs	43
5.64.1 USAF business rules	43
5.64.2 Project decisions	67
5.65 S1000D Chapter 4.10 - Information management - Business rules exchange	68
5.65.1 USAF business rules	68
5.65.2 Project decisions	68

MIL-STD-3048 (USAF)**CONTENTS**

5.66 S1000D Chapter 4.10.1 - Business rules exchange - Coding of BREX data modules	68
5.66.1 USAF business rules	68
5.66.2 Project decisions	68
5.67 S1000D Chapter 4.10.2 - Business rules exchange - The BREX data module	68
5.67.1 USAF business rules	68
5.67.2 Project decisions	68
5.68 S1000D Chapter 4.12 - Information management - Multiple instances of data modules.....	68
5.68.1 USAF business rules	68
5.68.2 Project decisions	68
5.69 S1000D Chapter 4.14 - Information management - Applicability	69
5.69.1 USAF business rules	69
5.69.2 Project decisions	69
5.70 S1000D Chapter 4.14.1 - Applicability - Applicability cross-reference table.....	69
5.70.1 USAF business rules	69
5.70.2 Project decisions	69
5.71 S1000D Chapter 4.14.2 - Applicability - Conditions cross-reference table.....	69
5.71.1 USAF business rules	69
5.71.2 Project decisions	69
5.72 S1000D Chapter 4.14.3 - Applicability - Products cross-reference table.....	69
5.72.1 USAF business rules	69
5.72.2 Project decisions	69
5.73 S1000D Chapter 5 - Information sets and publications.....	69
5.74 S1000D Chapter 5.2 - Information sets and publications - Information sets.....	70
5.74.1 USAF business rules	70
5.74.2 Project decisions	71
5.75 S1000D Chapter 5.2.1.2 - Common information sets - Description and operation.....	71
5.75.1 USAF business rules	71
5.75.2 Project decisions	72
5.76 S1000D Chapter 5.2.1.3.1 - Maintenance information - Maintenance procedures	72
5.76.1 USAF business rules	72
5.76.2 Project decisions	73
5.77 S1000D Chapter 5.2.1.3.2 - Maintenance information - Fault Manual	73
5.77.1 USAF business rules	73
5.77.2 Project decisions	75
5.78 S1000D Chapter 5.2.1.3.5 - Maintenance information - Storage	75
5.78.1 USAF business rules	75
5.78.2 Project decisions	79
5.79 S1000D Chapter 5.2.1.4 - Common information sets - Wiring data	79
5.79.1 USAF business rules	79
5.79.2 Project decisions	82
5.80 S1000D Chapter 5.2.1.5 - Common information sets - Illustrated parts data.....	82
5.80.1 USAF business rules	82
5.80.2 Project decisions	84
5.81 S1000D Chapter 5.2.1.7 - Common information sets - Weight and balance information.....	84
5.81.1 USAF business rules	84

MIL-STD-3048 (USAF)**CONTENTS**

5.81.2 Project decisions	85
5.82 S1000D Chapter 5.2.1.10 - Common information sets - Weapon loading information	85
5.82.1 USAF business rules	85
5.82.2 Project decisions	101
5.83 S1000D Chapter 5.2.1.11 - Common information sets - Cargo loading information	101
5.83.1 USAF business rules	101
5.83.2 Project decisions	104
5.84 S1000D Chapter 5.2.1.14 - Common information sets - Aircraft battle damage assessment and repair information	104
5.84.1 USAF business rules	104
5.84.2 Project decisions	108
5.85 S1000D Chapter 5.2.1.15 - Common information sets - Illustrated tool and support equipment information	108
5.85.1 USAF business rules	108
5.85.2 Project decisions	109
5.86 S1000D Chapter 5.2.1.16 - Common information sets - Service bulletins (TCTO)	109
5.86.1 USAF business rules	109
5.86.2 Project decisions	110
5.87 S1000D Chapter 5.2.1.20 - Common information sets - List of applicable publications	110
5.87.1 USAF business rules	110
5.87.2 Project decisions	111
5.88 S1000D Chapter 5.2.1.21 - Common information sets - Maintenance checklists and inspections	111
5.88.1 USAF business rules	111
5.88.2 Project decisions	114
5.89 S1000D Chapter 5.2.2.2 - Air specific information sets - Structure repair information	114
5.89.1 USAF business rules	114
5.89.2 Project decisions	116
5.90 S1000D Chapter 5.2.2.3 - Air specific information sets - Cross-servicing information	116
5.90.1 USAF business rules	116
5.90.2 Project decisions	122
5.91 S1000D Chapter 5.2.2.6 - Air specific information sets - Engine standard practices	122
5.91.1 USAF business rules	122
5.91.2 Project decisions	124
5.92 S1000D Chapter 5.2.2.7 - Air specific information sets - Aircrew information	124
5.92.1 USAF business rules	124
5.92.2 Project decisions	138
5.93 Test instrument calibration	139
5.93.1 USAF business rules	139
5.93.2 Project decisions	140
5.94 Space systems - Operational manual	140
5.94.1 USAF business rules	140
5.94.2 Project decisions	143
5.95 Space systems - Classified manual	143
5.95.1 USAF business rules	143
5.95.2 Project decisions	144

MIL-STD-3048 (USAF)**CONTENTS**

5.96 Space systems - Checklists	144
5.96.1 USAF business rules	144
5.96.2 Project decisions	144
5.97 Intercontinental ballistic missile systems - Operation manual	144
5.97.1 USAF business rules	144
5.97.2 Project decisions	149
5.98 Intercontinental ballistic missile systems - Classified manual.....	149
5.98.1 USAF business rules	149
5.98.2 Project decisions	149
5.99 Intercontinental ballistic missile systems - Checklists	149
5.99.1 USAF business rules	149
5.99.2 Project decisions	150
5.100 Two-Chapter Work Unit Codes Manual	150
5.100.1 USAF business rules	150
5.100.2 Project decisions	151
5.101 Three-Chapter Work Unit Codes Manual	151
5.101.1 USAF business rules	151
5.101.2 Project decisions	151
5.102 Weapon Delivery	152
5.102.1 USAF business rules	152
5.102.2 Project decisions	187
5.103 S1000D Chapter 6 - Information presentation/use	187
5.104 S1000D Chapter 6.2 - Information presentation/use - Page-oriented publications	188
5.104.1 USAF business rules	188
5.104.2 Project decisions	188
5.105 S1000D Chapter 6.2.1 - Page-oriented publications - Page layout, paper publications, headers and footers	188
5.105.1 USAF business rules	188
5.105.2 Project decisions	188
5.106 S1000D Chapter 6.2.2 - Page-oriented publications - Typography - Layout elements	188
5.106.1 USAF business rules	188
5.106.2 Project decisions	189
5.107 S1000D Chapter 6.3.1 - Information presentation/use - Interactive electronic technical publications ..	190
5.107.1 USAF business rules	190
5.107.2 Project decisions	201
5.108 S1000D Chapter 6.4.2 - Functionality - Functionality Matrix	201
5.108.1 USAF business rules	201
5.108.2 Project decisions	201
5.109 S1000D Chapter 7 - Information processing	202
5.110 S1000D Chapter 7.1 - Information processing - Introduction	202
5.110.1 USAF business rules	202
5.110.2 Project decisions	202
5.111 S1000D Chapter 7.2 - Information processing - Basic concepts	202
5.111.1 USAF business rules	202
5.111.2 Project decisions.....	203

MIL-STD-3048 (USAF)**CONTENTS**

5.112 S1000D Chapter 7.3.1.3 - Data module schema - Invocation.....	203
5.112.1 USAF business rules.....	203
5.112.2 Project decisions.....	203
5.113 S1000D Chapter 7.4.1.1 - IETP - Generation process.....	203
5.113.1 USAF business rules.....	203
5.113.2 Project decisions.....	203
5.114 S1000D Chapter 7.4.3 - Generation of publications - Inclusion of legacy information.....	203
5.114.1 USAF business rules.....	203
5.114.2 Project decisions.....	203
5.115 S1000D Chapter 7.5.1 - Information interchange - File based transfer.....	203
5.115.1 USAF business rules.....	203
5.115.2 Project decisions.....	203
5.116 S1000D Chapter 7.5.3 - Information interchange - RDF/DC metadata.....	203
5.116.1 USAF business rules.....	203
5.116.2 Project decisions.....	203
5.117 S1000D Chapter 8 - Standard numbering systems, information codes and learn codes.....	203
5.118 S1000D Chapter 8.2.1 - Maintained SNS - Generic.....	204
5.118.1 USAF business rules.....	204
5.118.2 Project decisions.....	205
5.119 S1000D Chapter 8.4 - SNS, information and learn codes - Information codes.....	205
5.119.1 USAF business rules.....	205
5.119.2 Project decisions.....	206
5.120 S1000D Chapter 8.4.1 - Information codes - Short definitions.....	206
5.120.1 USAF business rules.....	206
5.120.2 Project decisions.....	206
5.121 S1000D Chapter 9 - Terms and data dictionary.....	206
6 NOTES.....	206
6.1 Intended use.....	206
6.2 Acquisition requirements.....	206
6.3 Subject term (key word) listing.....	206
FIGURE 1. Main menu bar icons.....	208
APPENDIX A PROJECT SPECIFIC DECISIONS.....	209
A.1 SCOPE.....	209
A.1.1 Scope.....	209
A.2 General REQUIREMENTS.....	209
A.2.1 Intended use.....	209
A.2.2 Explanation of columns.....	209
A.3 TABULAR LISTING OF PROJECT DECISIONS.....	209
INDEX.....	219
CONCLUDING MATERIAL.....	249

MIL-STD-3048 (USAF)

1 SCOPE

1.1 Scope. This MIL-STD-3048 establishes the business rules for technical content, style, format, and functionality requirements for technical publications prepared using S1000D, Issue 4.0.1. These rules provide the requirements for the implementation of the S1000D specification for the preparation and development of all United States Air Force (USAF) technical publications for paper, page-oriented and, screen-based Interactive Electronic Technical Manuals (IETMs), irrespective of architecture or display devices.

1.2 Organization of the technical content. S1000D is organized into nine primary chapters:

- a. Chapter 1 - Introduction to the specification
- b. Chapter 2 - Documentation process
- c. Chapter 3 - Information generation
- d. Chapter 4 - Information management
- e. Chapter 5 - Information sets and publications
- f. Chapter 6 - Information presentation/use
- g. Chapter 7 - Information processing
- h. Chapter 8 - Standard Numbering Systems (SNS) information codes and learn codes
- i. Chapter 9 - Terms and data dictionary

1.3 Application of S1000D. Section 5 of this MIL-STD-3048 follows the chapter structure of S1000D, with each of the primary chapters being broken down into their subchapters. The subchapters within section 5 are limited to those that have USAF business rules or project decision points. As a general rule, if there is no USAF business rule or project decision, then S1000D applies.

1.4 Joint Service business rules. For this MIL-STD-3048, Joint Service business rules are categorized by:

- a. Fully support USAF requirements. These business rules are included in full with the Joint Service number.
- b. Partly support USAF requirements. These business rules are modified to fully support USAF requirements. The Joint Service business rule number is included for reference with the word "Modified".
- c. Do not support USAF requirements. These business rules are not included. Instead a USAF business rule is provided. The Joint Service business rule number is not included.

1.5 Rules and decision numbering.

1.5.1 USAF business rules numbering. Each USAF business rule in this MIL-STD-3048 has a unique identifier. The identification scheme is based on the S1000D chapters: "AF C-NNN", where "AF" is USAF, "C" is the S1000D chapter, and "NNN" is the rule number for the chapter.

1.5.2 Joint Service business rules numbering. Each Joint Service business rule is identified by "JS N", where "JS" is Joint Service and "N" is the business rule number. Joint Service business rules are also allocated a USAF business rule number.

1.5.3 Project decision numbering. Each project decision point in this MIL-STD-3048 has a unique identifier. The identification scheme is based on the nine S1000D primary chapters: "PD C-NNN", where "PD" is Project Decision, "C" is the S1000D chapter, and "NNN" is the decision point number for the chapter.

2 APPLICABLE DOCUMENTS

2.1 General. The documents listed in this section are specified in sections 3, 4, or 5 of this standard. This section does not include documents cited in other sections of this standard or recommended for additional information or as examples. While every effort has been made to ensure the completeness of this list, document users are cautioned that they must meet all specified requirements of documents cited in sections 3, 4, or 5 of this standard, whether or not they are listed.

2.2 Government documents.

MIL-STD-3048 (USAF)

2.2.1 Specifications, standards and handbooks. The following specifications, standards, and handbooks form a part of this document to the extent specified herein. Unless otherwise specified, the issues of these documents are those cited in the solicitation or contract.

DEPARTMENT OF DEFENSE SPECIFICATIONS

MIL-DTL-5288	Manuals, Technical and Checklists - Preparation of Cargo Aircraft Loading and Off-Loading
MIL-DTL-5920	Manuals, Technical: Sample Basic Weight Checklists and Loading Data
MIL-DTL-7700	Flight Manuals, Air Refueling Procedures, and Abbreviated Checklists
MIL-DTL-8031	List Of Applicable Publications (LOAP) - Preparation
MIL-DTL-9854	Technical Manuals: Structural Repair (Aircraft)
MIL-DTL-9977	Manuals, Technical and Checklists: Munitions/Weapons Loading Procedures, Nonnuclear and Nuclear and Packages, Standard Data: Munitions Loading Procedures, Nonnuclear
MIL-DTL-22202	Aircraft Cross-Servicing Manuals, Technical, Preparation of
MIL-DTL-38804	Time Compliance Technical Orders - Preparation
MIL-DTL-38807	Technical Manuals - Illustrated Parts Breakdown
MIL-DTL-83495	Technical Manuals - On-Equipment Maintenance Manual Set
MIL-DTL-87158	Technical Manuals: Aircraft Battle Damage Assessment and Repair
MIL-DTL-87268	Interactive Electronic Technical Manuals - General Content, Style, Format, and User-Interaction Requirements
MIL-DTL-87929	Technical Manuals, Operation and Maintenance Instructions in Work Package Format (for USAF Equipment)
MIL-PRF-5096	Manuals, Technical: Inspection and Maintenance Requirements; Acceptance and Functional Check Flight Procedures and Checklists; Inspection Work Cards; and Checklists; Preparation of
MIL-PRF-38311	Manuals, Technical: Operation and Associated Checklist (Intercontinental Ballistic Missile) Preparation of
MIL-PRF-38314	Manuals, Technical: Operation and Associated Checklist (Space Systems) Preparation of
MIL-PRF-38793	Technical Manuals: Calibration Procedures - Preparation

DEPARTMENT OF DEFENSE STANDARDS

MIL-STD-129	Military Marking For Shipment and Storage
MIL-STD-882	System Safety
MIL-STD-38784	Manuals, Technical: General Style and Format Requirements

(Copies of these documents are available online at <https://assist.dla.mil/quicksearch> or from the Standardization Documents Order Desk, 700 Robbins Avenue, Building 4D, Philadelphia, PA 19111-5094.)

2.2.2 Other Government documents, drawings, and publications. The following other Government documents, drawings, and publications form a part of this document to the extent specified herein. Unless otherwise specified, the issues of these documents are those cited in the solicitation or contract.

AIR FORCE INSTRUCTIONS

AFI 36-2101	Classifying Military Personnel (Officer and Enlisted)
AFMAN 23-110	USAF Supply Manual

(Copies are available online at <http://www.e-publishing.af.mil>.)

AIR FORCE TECHNICAL MANUALS

TO 00-5-1	AF Technical Order System
TO 00-5-3	AF Technical Order Life Cycle Management
TO 00-5-16	Software Managers and Users Manual for the USAF Automated Computer Program Identification Number System (ACPINS)

MIL-STD-3048 (USAF)

TO 00-20-1	Aerospace Equipment Maintenance Inspection, Documentation, Policies, and Procedures
TO 00-25-195	AF Technical Order System Source, Maintenance, and Recoverability Coding Of USAF Weapons, Systems, and Equipments
TO 1-1B-50	Weight and Balance
TO 1-1-17	Storage Of Aircraft and Missile Systems

(Copies are available online at <http://www.tinker.af.mil/technicalorders> and <http://www.robins.af.mil/library/technicalorders>.)

DEPARTMENT OF DEFENSE PUBLICATIONS

DoD 5220.22-M	National Industrial Security Program Operating Manual (NISPOM)
DoDD 5230.25	Withholding of Unclassified Technical Data From Public Disclosure
DoDD 8500.01E	Information Assurance (IA)
DoDI 5230.24	Distribution Statements on Technical Documents
DoDM 5200.01 Vol. 1 - 4	DoD Information Security Program
DoDM 5200.01 Vol. 2	Marking of Classified Information
Joint Publication 1-02	DoD Dictionary of Military and Associated Terms

(Copies are available online at <http://www.dtic.mil/whs/directives> and http://www.dtic.mil/doc-trine/dod_dictionary.)

OCCUPATIONAL SAFETY AND HEALTH STANDARDS

29 CFR 1910.1200(d)(4)	Hazard Classification
-------------------------------	-----------------------

(Copies are available online at <http://www.osha.gov>.)

PRESIDENTIAL DOCUMENTS

Executive Order 12958	Classified National Security Information
------------------------------	--

(Copies are available online at <http://www.opm.gov/investigate/resources/executive>.)

U.S. GOVERNMENT PRINTING OFFICE

GP 1.23/4:ST 9/2008	U.S. Government Printing Office Style Manual
----------------------------	--

(Copies are available online at <http://www.gpo.gov>.)

2.3 Non-government publications. The following documents form a part of this document to the extent specified herein. Unless otherwise specified, the issues of these documents are those cited in the solicitation or contract.

AEROSPACE AND DEFENCE INDUSTRIES ASSOCIATION OF EUROPE (ASD)

ASD-STE100	Simplified Technical English
S1000D	International specification for technical publications utilizing a common source database (Issue 4.0.1)

(Applications for copies of ASD-STE100 should be made to ASD, Avenue de Tervuren 270, 1150 Brussels, Belgium. Copies of S1000D are available online at <http://www.s1000d.org>.)

AMERICAN SOCIETY OF MECHANICAL ENGINEERS (ASME)

ASME Y14.38	Abbreviations and Acronyms for use on Drawings and Related Documents
--------------------	--

(Application for copies should be addressed to <http://www.asme.org>.)

INTERNATIONAL ORGANIZATION FOR STANDARDIZATION (ISO)

MIL-STD-3048 (USAF)**ISO 8601**

Data elements and Interchange Formats - Information Interchange
- Representation of Dates and Times

(Applications for copies should be addressed to <http://www.iso.org>.)

ROYAL AIR FORCE**ATP56B**

Air to Air Refueling

(Copies are available online at <http://www.raf.mod.uk/downloads/airtoair56b.cfm>.)

WORLD WIDE WEB CONSORTIUM (W3C)**REC-xml-20001006**

Extensible Markup Language (XML) 1.0 (Second Edition)

REC-xslt-19991116

XSL Transformations (XSLT) Version 1.0

(Copies are available online at <http://www.w3c.org>.)

2.4 Order of precedence. Unless otherwise noted herein or in the contract, in the event of a conflict between the text of this document and the references cited herein, the text of this document takes precedence. Nothing in this document, however, supersedes applicable laws and regulations unless a specific exemption has been obtained.

3 DEFINITIONS

3.1 General. This MIL-STD-3048 is only applicable when used with S1000D, Issues 4.0/4.0.1. Only acronyms and terms unique to this document, plus some S1000D specific acronyms and terms are defined in 3.2 and 3.3.

3.2 Acronyms used in this standard. The acronyms used in this standard are defined as follows:

AAL	Additional Authorization List
ABDR	Aircraft Battle Damage Repair
ACT	Applicability Cross-reference Table
AGE	Aerospace Ground Equipment
AIA	Aerospace Industries Association of America
AMC	Aviation Maintenance Company
AME	Alternate Mission Equipment
ANSI	American National Standards Institute
AQL	Acceptable Quality Level
ARDEC	Armament Research, Development, and Engineering Center
ASD	AeroSpace and Defense Industries Association of Europe
ATD	Aircrew Training Device
ATE	Automatic Test Equipment
BDAR	Battle Damage Assessment and Repair
BII	Basic Issue Items
BIT	Built-in Test
BITE	Built-in Test Equipment
BOI	Basis Of Issue
BR	Business Rule
BREX	Business Rules Exchange
C-E	Communications-Electronics
C-E LCMC	Communications-Electronics/Life Cycle Management Command
CAD	Cartridge Actuated Device
CAGEC	Commercial and Government Entity Code

MIL-STD-3048 (USAF)

CALS	Continuous Acquisition and Life-cycle Support
CBRN	Chemical, Biological, Radiological, and Nuclear
CCSS	Commodity Command Standard System
CCT	Conditions Cross-reference Table
CD	Compact Disk
CD-ROM	Compact Disk-Read Only Memory
CECOM	Communications Electronics Command
CFT	Contract Field Team
CG	Center-of-Gravity
CGM	Computer Graphics Metafile
COEI	Component Of End Item
COMSEC	Communications Security
COTS	Commercial Off The Shelf
CPC	Corrosion Prevention and Control
CPF	Change Proposal Form
CPI	Conversion of Paper/PDF to Interactive
CSDB	Common Source Database
CSI	Critical Safety Items
CCSLA	CECOM Communications Security Logistics Activity
CTA	Common Table of Allowance
DC	Dublin Core
DFT	Depot Field Team
DDN	Data Dispatch Note
DML	Data Module List
DMC	Data Module Code
DMRL	Data Module Requirements List
DoD	Department of Defense
DOM	Date of Manufacture
DOI	Date of Installation
DPI	Dots Per Inch
DRMO	Defense Reutilization Marketing Office
DS	Direct Support
DVD	Digital Video Disk (alt: Digital Versatile Disk)
DX	Direct Exchange
EA	Electronic Attack
ECBC	Research, Development, and Engineering Command, Edgewood Chemical Biological Center
ECM	Electronic Countermeasures
ECP	Engineering Change Proposal
e.g.	exempli gratia (for example)
EIAC	End Item Acronym Code
EIR	Equipment Improvement Recommendation
EMP	Electromagnetic Pulse
EOR	End-of-Runway
ERRC	Expendability, Recoverability, Reparability Category
ESD	Electrostatic Discharge

MIL-STD-3048 (USAF)

ESML	Expendable/Supply Material
FAR	Federal Acquisition Regulations
FCF	Functional Check Flight
FGC	Functional Group Code
FOM	Facilitate Other Maintenance
FOUO	For Official Use Only
FP	Foldout Page
FSC	Federal Supply Classification
FSE	Flight Support Equipment
GIF	Graphics Interchange Format
GITA	Ground Instructional Training Aircraft
GL	Grade Level
GS	General Support
GUI	Graphical User Interface
HAP	Hazardous Air Pollutants
HCI	Hardness Critical Item
HCP	Hardness Critical Process
HR	Hand Receipt
IAW	In Accordance With
ID	Identification
i.e.	id est (that is)
IEC	International Electro-technical Commission
IEEE	Institute of Electrical and Electronics Engineers
IETM	Interactive Electronic Technical Manual
IETP	Interactive Electronic Technical Publication
IGES	Initial Graphics Exchange Specification
ILSC-SBC	Integrated Logistics Support Center-Soldier Biological Chemical
IPD	Illustrated Parts Data
IPE	Industrial Plant Equipment
ISO	International Organization for Standardization
JMC	Joint Munitions Command
JPEG	Joint Photographers Experts Group
JS	Joint Service
JTA	Joint Table of Allowances
JTCI	Joint Technical Committee for Information Technology
LAN	Local Area Network
LMI	Logistics Management Information
LOAP	List of Applicable Publications
LRU	Line Replacement Unit
MDS	Mission, Design, Series
MEL	Maintenance Expenditure Limit
MOC	Maintenance Operational Checks
MOV	Model Version
MRP	Mandatory Replacement Part
MTBCM	Mean Time Between Corrective Maintenance
MTBF	Mean Time Between Failures

MIL-STD-3048 (USAF)

MTF	Maintenance Test Flight
MTOE	Modified Table of Organization and Equipment
MTTR	Mean Time To Repair
MWC	Modification Work Card
NATO	North Atlantic Treaty Organization
NDTI	Non-Destructive Testing Inspection
NHA	Next Higher Assembly
NIE	Normally Installed Equipment
NIIN	National Item Identification Number
OA	Operational Availability
ODS	Ozone Depleting Substances
OIP	Overhaul Inspection Procedure
OS	Output Specification
OSD	Office of the Secretary of Defense
OSHA	Occupational Safety and Health Act
PAD	Propellant Actuated Device
P/N	Part Number
PCAMS	Process Control Automated Management System
PCB	Printed Circuit Boards
PCT	Product Cross-reference Table
PDA	Personal Digital Assistant
PI	Parts Information
PLI	Pre-Launch Inspection
PMA	Portable Maintenance Aid
PMC	Publication Module Code
PMC	Preventive Maintenance Checklist
PMCS	Preventive Maintenance Checks and Services
PMI	Phased Maintenance Inspection
PMS	Preventive Maintenance Services
PNG	Portable Network Graphic
POL	Petroleum, Oil, and Lubricant
PSA	Pre-shop Analysis
QA	Quality Assurance
QT	Quick-turn
QTY	Quantity
RAM	Reliability, Availability, Maintainability
RCMA	Reliability Centered Maintenance Analysis
RDF	Resource Description Framework
RMS	Reliability, Maintainability, and Supportability
RPC	Responsible Partner Company
SB	Service Bulletin
SC	Supply Catalog
SDM	Service Data Management
SE	Support Equipment
SKO	Sets, Kits, and Outfits
SM	Single Manager

MIL-STD-3048 (USAF)

SMR	Source, Maintenance, and Recoverability
SN	Serial Number
SNS	Standard Numbering System
SRA	Specialized Repair Activity
TB	Technical Bulletin
TBO	Time Between Overhaul
TCI	Time Change Item
TCTO	Time Compliance Technical Order
TDA	Tables of Distribution and Allowances
TTREQ	Tool or test Related Equipment
TM	Technical Manual
TMCR	Technical Manual Contract Requirements
TMDE	Test, Measurement, and Diagnostic Equipment
TMSS	Technical Manual Specifications and Standards
TO	Technical Order
TOC	Table of Contents
TOE	Table of Organization and Equipment
TPS	Test Program Sets
UI	Unit of Issue
UCA	Usable on Code Assembly
UAS	Unmanned Aircraft System
UOC	Usable On Code
URL	Uniform Resource Locator
UUT	Unit Under Test
VURL	Virtual Uniform Resource Locator
WAI	Walk-Around Inspection
WCD	Work Control Document
WRA	Weapons Replacement Assembly
WTB	Warranty Technical Bulletin
WUC	Work Unit Code
XML	Extensible Markup Language
XSL	Extensible Style sheet Language
XSL-FO	Extensible Style sheet language - Formatted Output

3.3 Terms. The terms used in this standard are defined as follows:

3.3.1 Acquiring Activity. The DOD component, activity, or organization of a military service or that organization delegated by a service that is responsible for the selection and determination of requirements for Technical Manuals (TMs). This is also referred to as "the project" in this document.

3.3.2 Additional Authorization List (AAL) items. Items are optional (discretionary), are not essential to operate the end item, and are not listed on engineering drawings. Items are not turned in with the end item.

3.3.3 Adjust. To maintain or regulate within prescribed limits by bringing into proper position or by setting the operating characteristics to specified parameters.

3.3.4 Align. To adjust specified variable elements of an item to bring about optimum or desired performance.

3.3.5 American National Standards Institute (ANSI). A private sector organization, which plans, develops, establishes, or coordinates standards, specifications, handbooks, or related documents.

3.3.6 Assembled item. An item source coded AO, AF, AH, AL, or AD that is not stocked as an assembly, but is assembled from its constituent repair parts.

MIL-STD-3048 (USAF)

- 3.3.7 Assembly. Two or more parts or subassemblies joined together to perform a specific function and capable of disassembly (e.g., brake assembly, fan assembly, audio frequency amplifier). Note that the distinction between an assembly and subassembly is determined by the individual application. An assembly in one instance may be a subassembly in another, where it forms a portion of an assembly.
- 3.3.8 Auxiliary equipment. Equipment, accessories, or devices, which, when used with basic equipment, extend or increase its capability (e.g., Modified Table of Organization and Equipment (MTOE) items, etc.).
- 3.3.9 Basic Issue Items (BII). The minimum essential items not listed in the drawings, but required to place the equipment in operation, to operate it, and to perform emergency repairs. Although shipped separately packaged, basic issue items should be with the equipment during operation and whenever it is transferred between property accounts. BII may be packed with Communication Security (COMSEC) equipment.
- 3.3.10 Basis of Issue (BOI). The quantity of an item (special tool) authorized for the end item density spread or for the unit level specified.
- 3.3.11 Block diagram. A modified schematic diagram, where each group of maintenance-significant components that together performs one or more functions, is represented by a single symbol or block. The block or symbol representing the group of components shows simplified relevant input and output signals pertinent to the subject diagram.
- 3.3.12 Built-in Test Equipment (BITE). Any identifiable device that is a part of the supported end item and is used for testing that supported end item.
- 3.3.13 Bulk material. Material issued in bulk for manufacture or fabrication of support items (e.g., sheet metal, pipe tubing, bar stock, or gasket material); excludes expendable items.
- 3.3.14 Business Rules EXchange (BREX). An S1000D-authored Extensible Markup Language (XML) file containing machine-verifiable USAF decisions (extracted from this standard).
- 3.3.15 Calibrate. To determine and cause corrections or adjustments to be made to instruments or test, measuring, and diagnostic equipment used in precision measurement. Consists of comparisons of two instruments, one of which is a certified standard of known accuracy to detect and adjust any discrepancy in the accuracy of the instrument being compared.
- 3.3.16 Callout. Anything placed on an illustration to aid in identifying the objects being illustrated, such as index numbers, nomenclature, leader lines, and arrows.
- 3.3.17 Chemical, Biological, Radiological, and Nuclear (CBRN). Reference to decontamination procedures performed on equipment and/or personnel exposed to chemical, biological, radiological, and nuclear weapons.
- 3.3.18 Commercial and Government Entity (CAGE) Code (CAGEC). A five-character code assigned to commercial activities that manufacture or supply items used by the Federal Government and government activities that control design or are responsible for the development of certain specifications, standards, or drawings, which control the design of government items. CAGEC assignments are listed in the H4/H8 CAGE Publications.
- 3.3.19 Complete repair. Maintenance capacity, capability, and authority to perform all the corrective maintenance tasks of the repair function in a use or user environment in order to restore serviceability to a failed item. It excludes the prescriptive maintenance functions, overhaul, and rebuild.
- 3.3.20 Component. A constituent part not normally considered to be capable of independent operation; a piece part.
- 3.3.21 Components of End Item (COEI). Items identified on the engineering drawing tree, which are physically separated and distinct from the end item.
- 3.3.22 Comprehensibility. Comprehensibility is the completeness with which a user in the target audience understands the information in the TO.
- 3.3.23 Computer Graphics Metafile (CGM). CGM is a standard digital form for graphics preparation.
- 3.3.24 Continuous Acquisition Life-cycle Support (CAL S). A DoD initiative to transition from paper-intensive, non-integrated weapon systems design, manufacturing, and support processes to a highly

MIL-STD-3048 (USAF)

automated and integrated mode of operation. This transition will be facilitated by acquiring, managing, and using technical data in standardized digital form.

3.3.25 Corrosion Prevention and Control (CPC). Systematic maintenance steps/procedures taken to prevent or retard the gradual destruction and/or pitting of a metal surface or other materials, such as rubber and plastic, due to chemical attack.

3.3.26 Critical Safety Item (CSI). Formerly referred to as Flight Safety Critical Aircraft Parts (FSCAP), CSI is an aviation-related part, assembly, installation or production system with one or more critical or critical safety characteristics. If missing or not conforming to the design data, quality requirements, or overhaul and maintenance documentation, it would result in an unsafe condition that could cause loss or serious damage to the end item or major components, loss of control, engine shutdown that is not under command, or serious injury or death to personnel. Unsafe conditions relate to hazard severity categories I and II of MIL-STD-882 and include items determined to be "life-limited," "fracture critical," "fatigue-sensitive," etc. The determining factor in aviation CSI (FSCAP) is the consequence of failure, not the probability that the failure or consequence would occur. The term CSI (FSCAP) is used throughout this manual.

3.3.27 Degradation. Degradation is the reduction in system/subsystem/component performance capability.

3.3.28 Department of Defense (DoD). The Office of the Secretary of Defense (OSD) (including all boards and councils), the U.S. military departments, the Organization of the Joint Chiefs of Staff (OJCS), the Unified and Specified Commands, the National Security Agency (NSA), and the defense agencies.

3.3.29 Department of Defense Ammunition Code (DODAC). An eight-character code developed to indicate interchangeability of ammunition and explosive items in Federal Supply Classification (FSC) Group 13. This eight-character code is divided into two parts. The two parts are separated by a hyphen. The first four digits represent the FSC; the letter and last three numerals represent the DoD Identification Code that is assigned to items that are interchangeable in function and use. The eight-character DoD ammunition code is used for such ammunition operations as worldwide stock status reporting and requisitioning when specific items are not required.

3.3.30 Depot-level maintenance. Depot-level maintenance is maintenance that is beyond the capability of the field and below depot sustainment maintenance activities. Depot-level maintenance normally consists of overhaul, recondition, manufacture, repair, or modification and requires technical assistance beyond lower maintenance-level capability.

3.3.31 Disassemble. The step-by-step taking apart (or breakdown) of a spare or functional group-coded item to the level of its least component identified as maintenance-significant (i.e., assigned a Source, Maintenance, and Recoverability (SMR) code for the category of maintenance under consideration).

3.3.32 Document instance. The instance is the actual document text and its accompanying XML tags conforming to the specifications and restrictions set forth in the schema.

3.3.33 Expendability, Recoverability, Reparability Category. A code allocated to the sixth position of the SMR code.

3.3.34 Electronic Countermeasures (ECM). ECM is the electronic surveillance equipment for detecting and advertent threatening enemy weapons systems.

3.3.35 Electrostatic Discharge (ESD). ESD is a transfer of electrostatic charge between objects of different potentials caused by direct contact or induced by an electrostatic field. Devices, such as integrated circuits and discrete devices (e.g., resistors, transistors, and other semiconductor devices), are susceptible to damage from electrostatic discharge.

3.3.36 End Item Acronym Code (EIAC). A code representing a final combination of end products, component parts, or materials that is ready for its intended use (e.g., tank, mobile machine shop, aircraft, receiver, rifle, recorder).

3.3.37 Embedded. Describes hardware and or software which forms an integral part/component of some larger system and which is expected to function without human intervention. An embedded system usually does not include peripherals (e.g., keyboard, monitor, storage, etc.). Embedded systems most often will provide real-time response.

MIL-STD-3048 (USAF)

- 3.3.38 Equipment nomenclature. Equipment nomenclature is the official name of the equipment.
- 3.3.39 Essential. Those systems/subsystems/components required for a designated mission or system operation.
- 3.3.40 Evacuation. A combat service support function which involves the movement of recovered material from a main supply route; maintenance collection material may be returned to the user, to the supply system for reissue, or to property disposal activities.
- 3.3.41 Expendable items. Items, other than repair parts, that are consumed in use (e.g., lubricants, wiping rags, tape, cleaning compounds, paint, or sandpaper).
- 3.3.42 Extensible Markup Language (XML). XML is a subset of Standard Generalized Markup Language (SGML) in accordance with REC-xml-20001006. It enables generic SGML to be served, received, and processed on the web in the way that is now possible with HyperText Markup Language (HTML). XML has been designed for ease of implementation and for interoperability with both SGML and HTML.
- 3.3.43 Extensible Style sheet Language (XSL). A language for transforming XML documents into other XML documents, such as HTML, as specified in REC-xslt-19991116.
- 3.3.44 Follow-on maintenance. A follow-on maintenance is a maintenance condition which may be accomplished sometime following the completion of a task to clean up or undo actions performed during the task.
- 3.3.45 Footer. One or more lines of standard text that appear at the bottom of each page.
- 3.3.46 Functional diagram. A functional diagram is a type of illustration in which symbols are connected by lines to show relationships among the symbols. The symbols may be rectangles or other shapes, standard electronic symbols representing components or functions, or pictorials representing equipment or components. Where appropriate, voltage readings are shown. The lines may represent procedures or processes, such as signal or logic flow, and physical items, such as wires. Functional diagrams include schematics, wiring and piping diagrams, logic diagrams, flowcharts, and block diagrams.
- 3.3.47 Functional Group Code (FGC). A basic (usually two-position) group code assigned to identify major components, assemblies, and subassemblies to a functional system. Subordinate subfunctional groups/subassemblies are coded to relate back to the basic (top position) FGC in a sequential, Next Higher Assembly (NHA) relationship (i.e., top-down breakdown structure).
- 3.3.48 Functionality matrix. A procurement tool provided with S1000D that specifies required levels of functionality (page-oriented and screen based IETMs) for all technical publication data types (e.g., theory of operation, diagnostics, parts, etc.).
- 3.3.49 Graphic(s). Graphics are any type of presentation or representation which gives a clear visual impression.
- 3.3.50 Hazardous Air Pollutants-(HAP-) free. HAP-free means a material that contains no more than 0.1 percent by mass of any individual HAP that is an Occupational Safety and Health Act- (OSHA-) defined carcinogen as specified in 29 CFR 1910.1200(d)(4). It contains no more than 1.0 percent by mass for any other individual HAP, as demonstrated by a specification or standard or a manufacturer's representation, such as in a material safety data sheet or product data sheet.
- 3.3.51 Hardness Critical Item (HCI). HCI is a support item that provides the equipment with special protection from Electromagnetic Pulse (EMP) damage during a nuclear attack.
- 3.3.52 Hardness Critical Process (HCP). HCP is a process affecting a mission-critical item which could degrade system survivability in a nuclear, biological, or chemical hostile environment, if hardness were not considered. Nuclear HCPs are processes, finishes, specifications, manufacturing techniques, and/or procedures which are hardness critical and, if changed, could degrade nuclear hardness.
- 3.3.53 Hard-time scheduled maintenance. Hard-time scheduled maintenance is maintenance conducted at predetermined fixed intervals because of age, calendar, or usage, such as operating time, flying hours, miles driven, or rounds fired.
- 3.3.54 Hardware breakdown. A breakdown accomplished by sequencing all parts comprising the end item in a lateral and descending family tree/generation breakdown. This breakdown consists of the end item,

MIL-STD-3048 (USAF)

including all components, and listing every assembly, subassembly, and parts which can be disassembled and reassembled/replaced. All parts are listed in their relation to the end item, component, assembly, or installation system in which they are contained and to their own further sub-subassemblies and parts. This relationship is shown by means of an indenture code.

3.3.55 Header. One or more lines of standard text that appear at the top of each page.

3.3.56 Icon. An icon is a pictorial representation; a visual image to give immediate recognition of a hazard or to provide essential information.

3.3.57 Illustration. An illustration is a general term meaning graphic presentations of all types. Illustrations include pictorials, functional diagrams, and line graphs. This term is used synonymously with figure, graphic, drawing, diagram, and artwork.

3.3.58 Index number/Item number. Terms used interchangeably to mean a type of callout that is a number used to identify an item in an illustration or table.

3.3.59 Inspect. To inspect is to determine the serviceability of an item by comparing its physical, mechanical, and/or electrical characteristics with established standards through examination (e.g., by sight, sound, or feel).

3.3.60 Install. Install may be the act of emplacing, seating, or fixing into position a spare, repair part, or module (component or assembly) in a manner to allow the proper functioning of equipment or a system.

3.3.61 Institute of Electrical and Electronics Engineers (IEEE). The IEEE is a membership organization that includes engineers, scientists, and students in electronics and allied fields. Founded in 1963, it has over 300,000 members and is involved with setting standards for computers and communications.

3.3.62 Interactive Electronic Technical Manual (IETM). A technical manual prepared in digital form and designed for interactive display to the maintenance technicians or system operator end users by means of a computer-controlled viewer.

3.3.63 International Organization for Standardization (ISO). An organization that sets international standards, founded in 1946 and headquartered in Geneva. It deals with all fields except electrical and electronics, which is governed by the older International Electro-technical Commission (IEC), also in Geneva. With regard to information processing, ISO and IEC created the Joint Technical Committee for Information Technology (JTIC).

3.3.64 Interchangeability. Interchangeability is defined in this specification as the scope of classic interchangeability. The intent/purpose of this specification is to allow fully innovative fixes/repairs to the aircraft. This includes minor modifications that can be made to achieve interchangeability and capable of being put or used in place of each other.

3.3.65 Legend. A legend is a tabular listing and explanation of the numbers or symbols on a figure or an illustration.

3.3.66 Limited repair. Scope of corrective repair authorized to be performed by a level of maintenance lower than the level of authorized complete repair.

3.3.67 Linear Interactive Electronic Technical Publication (IETP). A linear IETP consists of technical data that is displayed in a sequential or document-oriented manner. The sequence of the data presentation is largely predefined by the data author. It is an organization of technical data that often replicates the order of information found in a page-based document. There is generally a default path through the technical data.

3.3.68 List of Applicable Publications (LOAP). An LOAP is a separate listing of publications which are related to a specific piece of equipment, group of equipment, or system.

3.3.69 Logistics Management Information (LMI). The selective application of scientific and engineering efforts undertaken during the acquisition process, as part of the systems engineering process, to assist in acquiring the required support and providing the required support during the operational phase at minimum cost.

3.3.70 Maintenance level. A maintenance level is the separation of maintenance activities or functions in the USAF according to the required skills and available facilities.

3.3.71 Maintenance task. A maintenance task is a series of related maintenance procedures with a definite beginning and end.

MIL-STD-3048 (USAF)

- 3.3.72 Master Data File (MDF). The files required to record, maintain, and distribute supply management data between and from commands to requiring activities.
- 3.3.73 Mean Time Between Corrective Maintenance (MTBCM). For a particular interval, the total functional life of a population of an item divided by the total number of failures within the population during the measurement interval. The definition holds for time, rounds, miles, events, or other measure of life units. (Used only when referring to Depot-level maintenance.)
- 3.3.74 Mean Time Between Failures (MTBF). For a particular interval, the total functional life of a population of an item divided by the total number of failures within the population during the measurement interval. The definition holds for time, rounds, miles, events, or other measure of life units.
- 3.3.75 Mean Time to Repair (MTTR). The total elapsed time (clock hours) for corrective maintenance divided by the total number of corrective maintenance actions during a given period of time.
- 3.3.76 Modified Table of Organization and Equipment (MTOE). A modified version of a TOE that prescribes the unit organization, personnel, and equipment needed to perform an assigned mission in a specific geographical or operational environment.
- 3.3.77 Modification Work Card (MWC). An MWC is a detailed instruction (including text and graphics) for making changes/improvements to a particular system in order to bring the system up to date and/or to improve its overall efficiency.
- 3.3.78 Module. A subassembly that, in the area of electronic systems, may be removed and replaced without use of soldering equipment or special tools; a module may be encapsulated.
- 3.3.79 Mouse-over. A mouse-over is a program element that triggers a change on an item (typically a graphic change, such as making an image or hyperlink appear) in a viewer when the pointer passes over it. The change usually signifies that the item is a link to related or additional information. Mouse-overs are used in navigation bars, pop-up dialog boxes, window panes, and or in-form submissions.
- 3.3.80 National Item Identification Number (NIIN). The last nine digits of the National/NATO (North Atlantic Treaty Organization) stock number. The first two digits of the NIIN identify the country assigning the number and the remaining seven digits are a serially assigned number.
- 3.3.81 Next Higher Assembly (NHA). Assembly or subassembly of which subject component(s) or subassembly are a subpart.
- 3.3.82 Nomenclature. The approved name or alphanumeric identifier assigned to an item, equipment, or component in agreement with an organized designation system.
- 3.3.83 Non-Destructive Testing Inspection (NDTI). NDT is testing of a nature, which does not impair the usability of the item.
- 3.3.84 Nonlinear Interactive Electronic Technical Publication (IETP). A nonlinear IETP consists of technical data that is not displayed in a sequential fashion. There are high levels of interactivity between the data and the user. The order of presentation is dictated by inputs from the user, external sources, or events (as in diagnostics). It can be an organization of content that does not follow a document or page-based paradigm. There are multiple paths through the data. Individual paths through the data are generally determined based on user or other input via dialog boxes.
- 3.3.85 Oil Analysis Program (OAP). An OAP is an effort to detect impending equipment component failure and determine lubricant condition through periodic analytical evaluation of oil samples.
- 3.3.86 On-condition maintenance. Maintenance performed or an item replacement action performed based upon condition of the item as determined by an evaluation of each item on a scheduled basis.
- 3.3.87 Operator maintenance. Operator maintenance is maintenance consisting of inspecting, servicing, lubricating, adjusting, replacing, and repairing items by operators.
- 3.3.88 Overhaul. A maintenance effort (service/action) prescribed to restore an item to a completely serviceable/operational condition as required by maintenance standards in appropriate technical publications. Overhaul does not normally return an item to like new condition.

MIL-STD-3048 (USAF)

3.3.89 Overhaul Inspection Procedure (OIP) (aircraft). Routine maintenance inspection conducted just prior to period specified for removal of aircraft for overhaul or retirement.

3.3.90 Part Number (P/N). A primary number used to identify an item used by the manufacturer (individual, company, firm, corporation, or government activity) that controls the design, characteristics, and production of the item by means of its engineering drawings, specifications, and inspection requirements.

3.3.91 Phased Maintenance Inspection (PMI) (aircraft). A PMI is a thorough and searching examination of the aircraft and associated equipment. Removal of access plates, panels, and screens and some partial disassembly of the aircraft is required to complete the inspection. Inspections are due after an appointed number of flying hours since new or from the completion of the last inspection.

3.3.92 Pictorial. A pictorial is a type of illustration showing the physical appearance of equipment or component parts. This term is used instead of such general terms as illustration, drawing, and diagram.

3.3.93 Preshop analysis. To determine, prior to beginning maintenance activities, the extent of maintenance required to return the end item, assembly, subassembly, or component to a serviceable condition as specified by the Depot-level maintenance instructions.

3.3.94 Preventive maintenance (scheduled maintenance). Preventive maintenance is the performance of scheduled inspections and maintenance functions necessary to keep the equipment in serviceable condition and ready for its primary mission.

3.3.95 Preventive Maintenance Checklist (PMC). A listing of all before, during, and after operation preventive maintenance checks, including tactical and safety checks, that the operator or crew performs to ensure that the equipment is mission capable and in good operating condition.

3.3.96 Preventive maintenance daily (aircraft). Preventive maintenance daily is the inspection of aircraft and associated equipment after the last flight of the mission day or before the first flight of the next day. Some operational checks and removal of screens, panels, and inspection plates may be required to accomplish the inspection.

3.3.97 Preventive maintenance services inspection (aircraft). A Preventive maintenance services inspection is special recurring inspection of aircraft and associated equipment after an appointed number of flying hours or days, whichever occurs first (e.g., 10 flying hours or 14 days). Some operational checks and removal of screens, panels, and inspection plates may be required to accomplish the inspection.

3.3.98 Proponent. A proponent is an organization or staff, which has been assigned primary responsibility for material or subject matter in its area of interest.

3.3.99 Publication type. A publication type is the type of publication (TM, TO, MWC, SB, TB, etc.). This does not include presentation types (page-oriented or screen-based IETMs).

3.3.100 Quality Assurance (QA). QA is a planned and systematic pattern of all actions necessary to provide adequate confidence that the item or product conforms to established technical requirements.

3.3.101 Rebuild. A rebuild consists of those services/actions necessary for the restoration of unserviceable equipment to a like new condition in accordance with original manufacturing tolerances.

3.3.102 Reference designator. Letters or numbers, or both, used to identify and locate discrete units, portions thereof, and basic parts of a specific equipment, assembly, or subassembly.

3.3.103 Reliability, Maintainability and Supportability (RMS) and Operational Availability (OA). Requirements imposed on materiel systems to ensure that they are operationally ready for use when needed, will successfully perform assigned functions, and can be economically operated and maintained within the scope of logistic concepts and policies.

3.3.104 Reliability Centered Maintenance (RCM). A systematic approach for identifying preventive maintenance tasks for an equipment end item in accordance with a specified set of procedures and for establishing intervals between maintenance tasks.

3.3.105 Remove. To remove an item when required to perform service or other maintenance functions. It is the act of taking a subcomponent off an asset to allow repair or replacement of that subcomponent or to facilitate other maintenance.

MIL-STD-3048 (USAF)

- 3.3.106 Repair. A repair is the application of maintenance services to restore serviceability to an item by correcting specific damage or a fault, malfunction, or failure in a part, subassembly, module (component or assembly), end item, or system.
- 3.3.107 Repair part. Those support items that are an integral part of the end item or weapons system, which are coded as not repairable (i.e., consumable items).
- 3.3.108 Replace. A replace is to remove an unserviceable spare or repair part and install a serviceable counterpart in its place.
- 3.3.109 Revision. A revision is comprised of corrected, updated, or additional pages to the current edition of a publication.
- 3.3.110 Schematic diagram. A schematic diagram is a graphic representation showing the interrelationship of each component or group of components in the system/equipment. The essential characteristic of these diagrams is that every maintenance-significant functional component is separately represented. Also, where appropriate, voltage readings should be shown.
- 3.3.111 Service. Operations required periodically to keep an item operating, i.e., to clean (includes decontaminate, when required), preserve, drain, paint, or replenish fuel, lubricants, chemical fluids, or gases.
- 3.3.112 Set. A unit and necessary assemblies, subassemblies, and parts connected together or used in association to perform an operational function (e.g., radio receiving set, measuring set, radar, or homing set, which includes parts, assemblies, and units, such as cables, microphones, and measuring instruments).
- 3.3.113 Source, Maintenance, and Recoverability (SMR) code. The five-position code containing supply/requisitioning information, maintenance level authorization criteria, and disposition instruction. The first two positions of the SMR code determine how to get an item. The third position represents who can install, replace, or use the item. The fourth position dictates who can do complete repair on the item. The fifth position represents who determines disposition action on unserviceable items. See TO 00-25-195.
- 3.3.114 Spare part. Those support items that are an integral part of the end item or weapons system that are coded as repairable (i.e., reparable items). Spares include those equipments authorized by TOE line item plus equipment, assemblies, and modules designated as operational readiness float. TOE training equipment is excluded.
- 3.3.115 Special tools. Special tools are those tools that have single or peculiar application to a specific end item/system.
- 3.3.116 Specialized Repair Activity (SRA). A level of maintenance usually characterized by the capability to perform maintenance functions requiring specialized skills, disciplined quality control, highly sophisticated and expensive special tools, and Test, Measurement, and Diagnostic Equipment (TMDE). Its phases normally consist of adjustments, calibration, alignment, testing, troubleshooting, assembly, disassembly, fault isolation, and repair of unserviceable parts, modules, and Printed Circuit Boards (PCBs).
- 3.3.117 Subassembly. Two or more parts that form a portion of an assembly or a component replaceable as a whole, but having a part or parts that are individually replaceable (e.g., gun mount stand, window recoil mechanism, floating piston, intermediate frequency strip, and mounting board with mounted parts).
- 3.3.118 Support Equipment. An item of equipment required to maintain the Product in its operational status, including related computer programs.
- 3.3.119 Sustainment maintenance. Sustainment is off-system maintenance and is mainly repair of defective equipment/parts. Sustainment maintenance returns repaired equipment/parts to supply system.
- 3.3.120 System. A group of items united or regulated by interaction or interdependence to accomplish a set of specific functions.
- 3.3.121 Tags. Tags are descriptive markup, as in a start-tag and end-tag.
- 3.3.122 Tailoring (business rules). Tailoring is the process of evaluating individual potential requirements to determine their pertinence and cost effectiveness. The tailoring of data requirements is limited to the exclusion of information requirement provisions and selecting or specifying applicable requirements.

MIL-STD-3048 (USAF)

3.3.123 Task. A task is a sequence of user actions with a beginning and an end. User tasks relate to installation, checkout, operation, and maintenance of systems or equipment.

3.3.124 Technical Manual (TM). A manual that contains instructions for the installation, operation, maintenance, and support of a weapon system, weapon system components, and support equipment. TM information may be presented, according to prior agreement between the contractor and the Government, in any form or characteristic, including hard printed copy, audio and visual displays, electronic imbedded media, disks, other electronic devices, or other media. They normally include operational instructions, maintenance instructions, parts lists, and related technical information or procedures exclusive of administrative procedures.

3.3.125 Test. To verify serviceability by measuring the mechanical, pneumatic, hydraulic, electrical, or electronic characteristics of an item and comparing those characteristics with prescribed standards.

3.3.126 Test, Measurement, and Diagnostic Equipment (TMDE). Any system or device used to evaluate the operational condition of an end item or subsystem thereof or to identify and/or isolate any actual or potential malfunction. TMDE includes diagnostic and prognostic equipment, semiautomatic and automatic test equipment (with issued software), and calibration test or measurement equipment.

3.3.127 Time Between Overhaul (TBO) items. Those items having a definite retirement schedule within a defined overhaul interval, e.g., those items which are replaced within a system assembly, subassembly, or component between scheduled overhauls.

3.3.128 Top-down generation breakdown. A top-down generation breakdown is the pyramidal breakdown of an end item, with the top item being the complete end item. The process of breakdown is established from the engineering drawing structure in an NHA progression until the lowest reparable in each family tree group is identified. All nonreparable items (spare parts) can be identified in like manner to establish their NHA relationships.

3.3.129 Usable On Code (UOC). A one- to four-position alphanumeric code representing the applicable configuration in which an item is used.

3.3.130 User. A user is a person using the technical manual.

3.3.131 Viewer. A viewer is a software program that allows a file to be displayed, but not changed. Viewers are often freely distributable and platform independent, even when the editor application is not. This characteristic allows authors to create IETPs with an editor application and make the viewer, which displays the IETP, available to other users.

3.3.132 Wiring diagram. Diagram illustrating signal flow or wiring connections. Where appropriate, voltage readings should be shown.

3.4 Special terms. The following terms are unique to S1000D and identified here to draw comparisons and contrasts with terms used in legacy USAF publications and standards.

3.4.1 Applicability. The state or condition when associated data is valid (i.e., applying to a certain configuration, model, or even environmental condition). Applicability may also be used to describe how data modules pertain to different customers for delivery. The term "effectivity" is not used by S1000D.

3.4.2 Filtering. The process of applying criteria based on the applicability information to determine what data is valid for a certain situation. Data modules can be filtered based on tail numbers, serial numbers, modifications, configurations, etc.

3.4.3 Illustrated Parts Data (IPD). IPD are data modules that contain repair parts and special tools information.

3.4.4 Information set. Information sets define content depth requirements. Information set requirements can be collected together to provide an author with content depth requirements for a subset of data to be authored or an entire publication.

3.4.5 Interactive Electronic Technical Publication (IETP). The interactive presentation of data modules that are displayed on screen and are not page formatted. This is roughly equivalent to the more common U.S. term Interactive Electronic Technical Manual (IETM).

MIL-STD-3048 (USAF)

3.4.6 Page-formatted (or page-oriented) publication. A presentation of data modules formatted as a printed page. This can be literally printed or presented on screen (as with Portable Document Format [PDF]).

3.4.7 Product. The Product is equipment or materiel that is the primary subject of the technical data. This is used in lieu of terms like "aircraft," "vehicle," or "ship", since the specification can apply to air, land, and sea products.

3.4.8 Publication. A publication refers to the presentation of data modules regardless of its output format (e.g., screen or paper).

3.4.9 Reset area. The reset area is a part of the IETM viewing area that contains access to functionality, such as the ability to return the IETM view back to its default settings. This is sometimes referred to as the guidepost.

3.4.10 Standard Numbering System (SNS). An SNS consists of three groups of characters intended to provide standardization in the arrangement or addressing of the Product. It is part of the data module code.

4 GENERAL REQUIREMENTS

4.1 General. This document establishes the business rules to be used with S1000D, Issue 4.0.1, for the preparation of paper and page-oriented technical manuals and screen-based IETMs, required to support the various types of equipment and weapon systems within the USAF. The requirements contained in this standard cover operation and maintenance at all levels. All new major acquisitions shall comply with all the rules in this MIL-STD-3048 in accordance with TO 00-5-3, AF Technical Order Life Cycle Management.

4.2 Preparation of digital data for electronic delivery. Technical manual data prepared and delivered digitally in accordance with this standard shall be Extensible Markup Language (XML) tagged using the S1000D schema and style sheets in accordance with S1000D. The schemas referenced in this standard interpret the technical content and structure for the functional requirements contained in this standard and S1000D and are mandatory for use. Development of publications is accomplished through the use of the schemas combined with the requirements contained in this standard and S1000D. For additional information on the schema, refer to S1000D. The schemas may be obtained from <http://www.s1000d.org>.

4.3 S1000D IETMs functionality. For S1000D implementations, the IETM, including the viewer, is described by the level of functionality as recorded in the USAF Functionality Matrix, which details default USAF requirements. Projects can tailor remaining functionalities to meet the project needs. S1000D IETMs are described as page-oriented or screen based IETMs.

4.4 Project business rules. Projects that implement S1000D are required to develop business rules in support of their implementation. These business rules shall not override, conflict, or contradict rules in the MIL-STD-3048 or S1000D. At a minimum, the project business rules shall document the decisions made at the decision points included in section 5 of this MIL-STD-3048. Projects are recommended to address all other decision points in S1000D, plus any decision points that are project specific or not listed in S1000D or this MIL-STD-3048.

4.5 Project decision points. Paragraphs in this standard that are titled "Project decisions" and include the content "None" indicate that no project decisions are required by the S1000D specification or this standard. Projects shall address the decision points specified in this MIL-STD-3048. This does not, however, preclude a project from making additional business rules if required by program or equipment peculiarities. A table of the project decisions listed in this MIL-STD-3048 is given in Appendix A. Projects making any decisions related to the implementation of S1000D shall do so within the confines of the associated USAF policy.

4.6 Legacy data conversion projects. All legacy conversion projects shall comply fully with all rules in this MIL-STD-3048. Legacy programs should coordinate with AFMC/A4UE during the process of developing project business rules.

5 DETAILED REQUIREMENTS

5.1 S1000D Chapter 1 - Introduction to the specification. There are no USAF business rules or project decisions for the following S1000D chapters:

MIL-STD-3048 (USAF)

- a. Chapter 1.1 - Purpose
- b. Chapter 1.2 - Scope
- c. Chapter 1.3 - How to use the specification

5.2 S1000D Chapter 1.4 - Introduction to the specification - How to tailor for a specific project.5.2.1 USAF business rules.

5.2.1.1 Use of project business rules. The project shall develop business rules documenting the details of the tailoring of S1000D for a specific project. These rules shall include documented decisions for every decision point. (JS 1), [AF 1.4-001]

5.2.1.2 Priority of project's business rules. Project business rules shall not contradict or supersede higher-level DoD or service business rules or requirements contained within S1000D. (JS 2), [AF 1.4-002]

5.2.1.3 Development and sustainment of project business rules. Project business rules shall be developed prior to the start of development of technical data. Business rules shall be updated throughout the life of the project, as necessary, to reflect the project environment. (JS 3), [AF 1.4-003]

5.2.2 Project decisions. None.

5.3 S1000D Chapter 1.5 - Introduction to the specification - Request for change.5.3.1 USAF business rules.

5.3.1.1 Changes to S1000D. All requests for formal changes to the S1000D specification and supporting schemas shall be submitted to AFMC/A4UE for staffing through the S1000D process for change management. [AF 1.5-001]

5.3.1.2 Project decisions. None.

5.4 S1000D Chapter 2 - Documentation process. There are no USAF business rules or project decisions for the following S1000D chapters:

- a. Chapter 2.1 - Documentation process - Overview
- b. Chapter 2.2 - Documentation process - Use of standards
- c. Chapter 2.3 - Documentation process - Relations to other processes and standards
- d. Chapter 2.4 - Documentation process - Implementation guide
- e. Chapter 2.5 - Documentation process - Business rules
- f. Chapter 2.5.1 - Business rules - Categories and layers
- g. Chapter 2.5.2 - Business rules - Generation and use

5.5 S1000D Chapter 3 - Information generation. The content of the following S1000D chapters apply in their entirety:

- a. Chapter 3.8 - Information generation - Disassembly principles
- b. Chapter 3.9.2.2 - Illustration rules and multimedia - Navigation and configuration
- c. Chapter 3.9.5 - Authoring - Data modules
- d. Chapter 3.9.6 - Authoring - Attributes

The following S1000D chapters contain business rules that are not addressed in this MIL-STD-3048:

- a. Chapter 3.9.5.2.1.3 - Common constructs - Lists
- b. Chapter 3.9.5.2.1.5 - Common constructs - Titles
- c. Chapter 3.9.5.2.1.8 - Common constructs - Hotspots
- d. Chapter 3.9.5.2.14 - Content section - Maintenance checklists and inspections
- e. Chapter 3.9.7 - Authoring - Human performance technology and training

There are no USAF business rules or project decisions for the following S1000D chapters:

MIL-STD-3048 (USAF)

- a. Chapter 3.1 - Information generation - Introduction
- b. Chapter 3.2 - Information generation - Data modules
- c. Chapter 3.9 - Information generation - Authoring
- d. Chapter 3.9.2.6 - Illustration rules and multimedia - E-learning and SCORM
- e. Chapter 3.9.5.2 - Data modules - Content section
- f. Chapter 3.9.5.2.1 - Content section - Common constructs
- g. Chapter 3.9.5.2.9.1 - Wiring data - Wiring data schema basic rules
- h. Chapter 3.9.5.2.9.2 - Wiring data - Wire
- i. Chapter 3.9.5.2.9.3 - Wiring data - Harness
- j. Chapter 3.9.5.2.9.4 - Wiring data - Electrical equipment
- k. Chapter 3.9.5.2.9.5 - Wiring data - Standard parts, Connector
- l. Chapter 3.9.5.2.9.6 - Wiring data - Standard parts, Distribution part
- m. Chapter 3.9.5.2.9.7 - Wiring data - Standard parts, Accessory
- n. Chapter 3.9.5.2.9.8 - Wiring data - Standard parts, Solder sleeve
- o. Chapter 3.9.5.2.9.9 - Wiring data - Standard parts, Shrink sleeve
- p. Chapter 3.9.5.2.9.10 - Wiring data - Standard parts, Identification sleeve
- q. Chapter 3.9.5.2.9.11 - Wiring data - Standard parts, Conduit
- r. Chapter 3.9.5.2.9.12 - Wiring data - Standard parts, Wire material
- s. Chapter 3.9.5.2.9.13 - Wiring data - Wiring data description schema basic rules
- t. Chapter 3.9.5.2.11.1 - Technical information repository - Functional items
- u. Chapter 3.9.5.2.11.2 - Technical information repository - Circuit breakers
- v. Chapter 3.9.5.2.11.3 - Technical information repository - Parts
- w. Chapter 3.9.5.2.11.4 - Technical information repository - Zones
- x. Chapter 3.9.5.2.11.5 - Technical information repository - Access points
- y. Chapter 3.9.5.2.11.6 - Technical information repository - Enterprise information
- z. Chapter 3.9.5.2.11.7 - Technical information repository - Supplies
- aa. Chapter 3.9.5.2.11.8 - Technical information repository - Supplies, requirements
- ab. Chapter 3.9.5.2.11.9 - Technical information repository - Tools
- ac. Chapter 3.9.5.2.11.10 - Technical information repository - Functional and/or physical areas
- ad. Chapter 3.9.5.2.11.11 - Technical information repository - Controls and indicators
- ae. Chapter 3.9.5.2.13.1 - Learning data module - Learning plan information type
- af. Chapter 3.9.5.2.13.2 - Content section - Learning overview information
- ag. Chapter 3.9.5.2.13.3 - Content section - Learning content information ah.
- Chapter 3.9.5.2.13.4 - Content section - Learning summary information ai.
- Chapter 3.9.5.2.13.5 - Content section - Learning assessment information

5.6 S1000D Chapter 3.3 - Information generation - Information sets.**5.6.1 USAF business rules.**

5.6.1.1 Information sets. Projects shall use the information sets defined in [5.73](#). [AF 3.3-001]

5.6.2 Project decisions.

5.6.2.1 Definitions for C-E and legacy information sets. Decide and agree on definitions for C-E and legacy projects information sets. [PD 3.3-001]

MIL-STD-3048 (USAF)5.7 S1000D - Chapter 3.4 - Information generation - Zoning and access.5.7.1 USAF business rules.

5.7.1.1 Determine best zoning (granularity) methodology. When zoning and access information is a requirement for data modules, zones and access points shall be determined in accordance with the principles, requirements, and coding as defined in S1000D. Full zoning and access point definitions shall be defined within project business rules. (JS 4), [AF 3.4-001]

5.7.2 Project decisions.

5.7.2.1 Using zoning and access. Decide whether to use zoning and access. [PD 3.4-001]

5.7.2.2 Methods for zoning. Decide which method to use for zoning. [PD 3.4-002]

5.7.2.3 Identification access points. Decide which method to use for identifying access points. [PD 3.4-003]

5.8 S1000D Chapter 3.5 - Information generation - Updating data modules.5.8.1 USAF business rules.

5.8.1.1 Frequency of updates. Projects shall arrange their frequency of updates, including Time Compliant Technical Orders (TCTO) in accordance with TO 00-5-1, TO 00-5-3, and MIL-DTL-38804. [AF 3.5-001]

5.8.2 Project decisions. None.5.9 S1000D Chapter 3.6 - Information generation - Security and data restrictions.5.9.1 USAF business rules.

5.9.1.1 Definitions of security terms. Projects shall classify data using the attribute values given in S1000D, Chapter 3.9.6.1, in accordance with DoD 5220.22-M and Executive Order 12958. [AF 3.6-001]

5.9.1.2 Application of caveats. If the use of caveats is required by the acquiring activity, projects shall use the attribute caveat and the values given in S1000D, Chapter 3.9.6.1, in accordance with DoD 5220.22-M. [AF 3.6-002]

5.9.1.3 Use of commercial classifications. Projects shall not use the attribute **commercialClassification**. [AF 3.6-003]

5.9.1.4 Retention of classifications. Projects shall retain classifications in accordance with DoDM 5200.01 and Executive Order 12958. [AF 3.6-004]

5.9.1.5 Use and marking of security classifications. Projects shall mark security classifications in accordance with DoDM 5200.01, DoDM 5200.01 Vol. 2, DoD 5220.22-M, and Executive Order 12958. [AF 3.6-005]

5.9.1.6 Classifying the CSDB. Projects shall classify the CSDB at the same level of classification as the highest object within the CSDB and in accordance with DoD 5220.22-M and DoDD 8500.01E. [AF 3.6-006]

5.9.1.7 Classifying the publications. Projects shall classify publication modules at the same level of classification as the highest object within the publication module in accordance with DoD 5220.22-M and DoDD 8500.01E. [AF 3.6-007]

5.9.2 Project decisions. None.5.10 S1000D Chapter 3.7 - Information generation - Quality assurance.5.10.1 USAF business rules.

5.10.1.1 Final delivery of unverified data modules. Final delivery to the customer shall not include unverified data modules. At a minimum, **<qualityAssurance>** shall be **<firstVerification>** (first verification or validation). (JS 5), [AF 3.7-001]

5.10.1.2 Application of first verification. Projects shall only apply values to the attributes of the element **<firstVerification>** when the quality requirements detailed in TO 00-5-3 are met. [AF 3.7-002]

5.10.1.3 Application of second verification. Projects shall use the element **<secondVerification>** to record the USAF verification team's certification for all new operation and maintenance procedures. [AF 3.7-003]

MIL-STD-3048 (USAF)

5.10.1.4 Quality assurance for IETMs. Projects shall perform at least a first verification of the complete IETM before release to the intended user community. This verification shall be recorded in the top level publication module. [AF 3.7-004]

5.10.2 Project decisions.

5.10.2.1 Draft delivery of unverified data modules. For other than final delivery, projects shall decide on whether unverified data modules can be delivered to the customer. [PD 3.7-001]

5.10.2.2 Criteria for application of values for first verification. Decide on the criteria for applying the values "tabtop", "onobject", and "ttandoo" to the attribute verificationType of the element <firstVerification>. [PD 3.7-002]

5.10.2.3 Degree of application of QA. Decide on the extent to which Quality Assurance (QA) is applied. [PD 3.7-003]

5.11 S1000D Chapter 3.9.1 - Authoring - General writing rules.

5.11.1 USAF business rules.

5.11.1.1 Grammar and writing. When using Standard American English, the U.S. Government Printing Office Style Manual (GP 1.23/4:ST 9/2008) shall be used as a general guide for standard American English usage and punctuation. To determine and convey the proper spelling and meaning of words, Webster's International Dictionary of the English Language shall be used. (JS 7) [AF 3.9.1-001]

5.11.1.2 Military and associated terms and abbreviations. Military and associated terms and abbreviations shall be in accordance with Joint Publication 1-02. [AF 3.9.1-002]

5.11.1.3 Engineering and related terms and abbreviations. Engineering and related terms and abbreviations shall be in accordance with ASME Y14.38. [AF 3.9.1-003]

5.11.1.4 Writing warnings and cautions. Warnings and cautions shall be written in accordance with MIL-STD-38784 and MIL-DTL-87268. [AF 3.9.1-004]

5.11.1.5 Units of measure. Projects shall use units of measurements in U.S. standard units (ounces, pounds, gallons, inches, feet, knots, miles, etc.) in accordance with MIL-STD-38784, except instances in which metric measurements are required. [AF 3.9.1-005]

5.11.1.6 Static numbering. Projects shall autogenerate the numbering of paragraphs, procedural steps, figures, and tables. [AF 3.9.1-006]

5.11.2 Project decisions.

5.11.2.1 Use of Simplified English. Decide whether to use Simplified English (ASD-STE100). [PD 3.9.1-001]

5.11.2.2 Terminology database or glossary. In order to achieve and maintain consistency for names of hardware and software related to the project, decide whether to develop a terminology database or glossary. [PD 3.9.1-002]

5.12 S1000D Chapter 3.9.2 - Authoring - Illustration rules and multimedia.

5.12.1 USAF business rules.

5.12.1.1 Preparation of figures, illustrations, and graphics. Projects shall prepare figures, illustrations, and graphics in accordance with S1000D. When cost effective (i.e. cost benefit analysis), legacy projects shall prepare figures, illustrations, and graphics in accordance with S1000D; otherwise, legacy projects shall prepare figures, illustrations, and graphics in accordance with MIL-STD-38784. [AF 3.9.2-001]

5.12.2 Project decisions.

5.12.2.1 Scope of printable data. Decide which parts of the deliverable need to be printable. [PD 3.9.2-001]

5.12.2.2 Multimedia technologies and environment. Decide and agree which multimedia technologies can be used in certain environments. [PD 3.9.2-002]

5.13 S1000D Chapter 3.9.2.1 - Illustration rules and multimedia - Illustrations, General.

5.13.1 USAF business rules. None.

5.13.2 Project decisions.

MIL-STD-3048 (USAF)

- 5.13.2.1 Engineering numbers and revision status. Decide whether schematics derived from engineering drawings should include the original identifier within the illustration reproduction area. [PD 3.9.2.1-001]
- 5.14 S1000D Chapter 3.9.2.3 - Illustration rules and multimedia - Use of color and photographs.
- 5.14.1 USAF business rules.
- 5.14.1.1 Use of color. The use of color shall be in accordance with the S1000D color palette. [AF 3.9.2.3-001]
- 5.14.2 Project decisions. None.
- 5.15 S1000D Chapter 3.9.2.4 - Illustration rules and multimedia - Multimedia, general.
- 5.15.1 USAF business rules.
- 5.15.1.1 Classified multimedia. Multimedia shall not have a classification higher than "Unclassified". [AF 3.9.2.4-001]
- 5.15.2 Project decisions. None.
- 5.16 S1000D Chapter 3.9.2.5 - Illustration rules and multimedia - Interactive 3D content.
- 5.16.1 USAF business rules.
- 5.16.1.1 Classified 3D content. 3D content shall not have a classification higher than "Unclassified". [AF 3.9.2.5-001]
- 5.16.2 Project decisions. None.
- 5.17 S1000D Chapter 3.9.3 - Authoring - Warnings, cautions, and notes.
- 5.17.1 USAF business rules.
- 5.17.1.1 Use of warnings and cautions in descriptive data. Warnings and cautions shall not be used in descriptive data, except in the case of a publication's safety summary (e.g., IC 012J). (JS 9), [AF 3.9.3-001]
- 5.17.1.2 Warnings in separate data modules. Delivered data modules with procedures that require warnings shall not reference warnings in a separate data module. Delivered data modules shall contain the warning content. (JS 10), [AF 3.9.3-002]
- 5.17.1.3 Cautions in separate data modules. Delivered data modules with procedures that require cautions shall not reference cautions in a separate data module. Delivered data modules shall contain the caution content. (JS 11), [AF 3.9.3-003]
- 5.17.1.4 Notes in separate data modules. Delivered data modules that require notes shall not reference notes in a separate data module. Delivered data modules shall contain the note content. (JS 12), [AF 3.9.3-004]
- 5.17.1.5 Warning, caution, and note placement. Warnings shall be presented immediately after the associated title (if present) and immediately preceding the associated text. Cautions shall be presented immediately after the associated title (if present) and immediately preceding the associated text. If multiple warnings, cautions, and notes apply to the same text, warnings shall appear first, cautions shall appear second, and notes shall appear last. (JS 13), [AF 3.9.3-005]
- 5.17.1.6 Authoring warnings and cautions. The content of warnings and cautions shall be in accordance with MIL-STD-38784. [AF 3.9.3-006]
- 5.17.1.7 Use of the attribute `vitalWarningFlag`. Projects shall not use the attribute `vitalWarningFlag`. [AF 3.9.3-007]
- 5.17.1.8 Inclusion of the attribute `warningType`. Projects shall not include the attribute `warningType` in delivered data. [AF 3.9.3-008]
- 5.17.1.9 Inclusion of the attribute `cautionType`. Projects shall not include the attribute `cautionType` in delivered data. [AF 3.9.3-009]
- 5.17.1.10 Inclusion of the attribute `noteType`. Projects shall not include the attribute `noteType` in delivered data. [AF 3.9.3-010]

MIL-STD-3048 (USAF)

5.17.1.11 Warnings and cautions summary data module. When required by the acquisition authority, projects shall deliver an individual descriptive data module containing a warnings and cautions summary, which shall be authored in accordance with MIL-STD-38784. [AF 3.9.3-011]

5.17.2 Project decisions.

5.17.2.1 Use of the collection of warnings and cautions. Decide whether to use the collection of warnings and cautions for multiple occurrences within the data module. [PD 3.9.3-001]

5.18 S1000D Chapter 3.9.4 - Authoring - Front matter.

5.18.1 USAF business rules.

5.18.1.1 Use of list of effective pages. IETMs shall not have a List of Effective Pages (LOEP). Page-oriented publications shall have an LOEP. (JS 14 Modified), [AF 3.9.4-001]

5.18.1.2 List of effective data modules content. The List of Effective Data Modules (LOEDM) shall contain data module code, title, data module sequence number, issue number and issue date. (JS 15 Modified), [AF 3.9.4-002]

5.18.1.3 Preliminary technical manuals. Preliminary Technical Manuals (PTM) shall be in accordance with MIL-STD-38784. [AF 3.9.4-003]

5.18.1.4 Links from the change record pages. Projects shall provide links from the change record data module to those data modules that contain changed content using only the element `<dmRef>`. [AF 3.9.4-004]

5.18.1.5 Content of the List of Effective Pages. The content of the LOEP shall be in accordance with S1000D, but shall also include the issue number and title of the data modules. [AF 3.9.4-005]

5.18.2 Project decisions. None.

5.19 S1000D Chapter 3.9.5.1 - Data modules - Identification and status section.

5.19.1 USAF business rules.

5.19.1.1 Use of the element `<infoName>`. Use of the element `<infoName>` is mandatory. (JS 16), [AF 3.9.5.1-001]

5.19.1.2 Use of the element `<security>`. The attribute `securityClassification` and, if required, the attribute `caveat` of the element `<security>` shall contain the overall classification of the publication or data module as specified in DoDM 5200.01. (JS 17 Modified), [AF 3.9.5.1-002]

5.19.1.3 Use of NATO classified data. Foreign and NATO classified data shall not be used. (JS 18), [AF 3.9.5.1-003]

5.19.1.4 Data restrictions. The optional element `<dataRestrictions>` shall be used for all publication modules, but not in data modules. (JS 19 Modified), [AF 3.9.5.1-004]

5.19.1.5 Use of the element `<policyStatement>`. The element `<policyStatement>` within `<restrictionInfo>` within `<dataRestrictions>` shall contain the classification source and reason for classification for the publication as specified in DoDM 5200.01. (JS 20), [AF 3.9.5.1-005]

5.19.1.6 Use of the element `<dataConds>`. The element `<dataConds>` within `<restrictionInfo>` within `<dataRestrictions>` shall contain declassification and downgrade instructions for the publication as specified in DoDM 5200.01. (JS 21), [AF 3.9.5.1-006]

5.19.1.7 Use of the element `<dataDistribution>`. The element `<dataDistribution>` within `<restrictionInstructions>` shall contain the appropriate distribution statement as selected from DoDI 5230.24. (JS 22), [AF 3.9.5.1-007]

5.19.1.8 Use of the element `<dataDestruction>`. For classified and unclassified documents, the element `<dataDestruction>` within `<restrictionInstructions>` shall contain the following text "Destroy by any means possible to prevent disclosure of contents or reconstruction of the document." Classified data shall also be compliant with DoD 5220.22-M and DoDM 5200.01. (JS 24), [AF 3.9.5.1-008]

5.19.1.9 Use of the element `<dataDisclosure>`. Because disclosure information is typically presented as part of the export control notice and the destruction notice, the element `<dataDisclosure>` within

MIL-STD-3048 (USAF)

<restrictionInstructions> shall not be used, unless specified by the acquiring activity. (JS 25), [AF 3.9.5.1-009]

5.19.1.10 Use of the element **<dataHandling>**. Because handling information is typically presented as part of the export control notice and the destruction notice, the element **<dataHandling>** within **<restrictionInstructions>** shall not be used, unless specified by the acquiring activity. (JS 26), [AF 3.9.5.1-010]

5.19.1.11 Use of copyrighted material. Publications should not contain copyrighted material, except as specified in the Federal Acquisition Regulations (FAR) and Defense Federal Acquisition Regulation (DFAR) Supplement. When copyrighted or proprietary material is included in a publication, the author shall obtain prior written permission from the copyright owner or authorized agent for its use. The signed, written permission shall contain a statement declaring whether or not a copyright credit line is required. When a copyright credit line is required, the following information shall appear in the **<copyright>** element of the data module:

"This document contains copyright or proprietary materials. Infringement of copyright or proprietary material may violate existing Federal laws and statutes and result in criminal penalties, imprisonment, or removal from office."

(JS 29), [AF 3.9.5.1-011]

5.19.1.12 Use of the element **<authorityNotes>** with the element **<techStandard>**. If **<techStandard>** is used, and there are no notes, projects shall populate the element **<authorityNotes>** in **<techStandard>** with the following text: "None." (JS 30), [AF 3.9.5.1-012]

5.19.1.13 Use of the element **<issueDate>**. The element **<issueDate>** within **<dmAddressItems>** and **<pmAddressItems>** shall contain the date of the document as specified in DoDM 5200.01. (JS 57), [AF 3.9.5.1-013]

5.19.1.14 Data module codes. The number of characters in the data module code and publication module codes shall be consistent across the project CSDB. [AF 3.9.5.1-014]

5.19.1.15 Information codes. Information codes shall be in accordance with the Joint Service information codes. Joint Service information codes can be obtained at http://www.navsea.navy.mil/nswc/cardero/tecinfys/s1000d/tools_repos.html. [AF 3.9.5.1-015]

5.19.1.16 Supersedure. When supersedure notices are issued, they shall be included in the element **<supersedure>**. [AF 3.9.5.1-016]

5.19.1.17 Language. The value of the attribute **languageIsoCode** shall be set to English ("en") or, for Simplified Technical English, ("sx"), and the value of the attribute **countryIsoCode** shall be set to the United States ("US"). [AF 3.9.5.1-017]

5.19.1.18 BREX Reference data module code. Project data modules shall use the DMC of the project BREX to populate the mandatory BREX Reference. [AF 3.9.5.1-018]

5.19.1.19 Logo. Logos shall not be included in data modules. [AF 3.9.5.1-019]

5.19.1.20 Enterprise names and codes. Projects shall populate either the element **<enterpriseName>** or the attribute **enterpriseCode** consistently within both of the elements **<responsiblePartnerCompany>** and **<originator>**. [AF 3.9.5.1-020]

5.19.1.21 Use of System Breakdown Code. When a data module is associated with a Work Unit Code (WUC), projects shall store the WUC in the element **<systemBreakdownCode>**. When a data module is associated with multiple WUCs, projects shall store each WUC in a separate occurrence of the element **<systemBreakdownCode>**. [AF 3.9.5.1-021]

5.19.1.22 Use of the functional item reference. The element **<functionalItemRef>** shall not be included in published deliverables. [AF 3.9.5.1-022]

5.19.1.23 Skill level code. When used, the value of the attribute **skillLevelCode** of the element **<skillLevel>** in the identification and status section shall be set to the overall skill level appropriate to the content of the data module. Values shall be selected from the following as defined in AFI 36-2101.

sk01

Basic

MIL-STD-3048 (USAF)

sk02	Intermediate
sk03	Advanced
sk04 - sk50	Not available. Reserved for S1000D
sk51	Helper sk52
	Apprentice
sk53	Journeyman
sk54	Craftsman
sk55	Superintendent
sk56	Chief Enlisted Manager (CEM)
sk57	Maintenance Office/Supervisor
sk58 - sk69	Available for projects
sk85 - sk99	Available for projects

[AF 3.9.5.1-023]

5.19.1.24 Defining maintenance skill levels. If projects require skills that are not listed in 5.19.1.23, shall use the range of values "sk58" through "sk69" and shall coordinate the allocation of definitions to the values with AFMC/A4UE. [AF 3.9.5.1-024]

5.19.1.25 Skill level code for aircrew. Data modules that contain information for aircrew shall set the value of the attribute `skillLevelCode` of the element `<skillLevel>` the identification and status section to one of the following:

sk70	Pilot
sk71	Defense System Officer
sk72	Navigator
sk73	Gunner
sk74	Engineer
sk75	Flight Engineer
sk76	Observer
sk77	Loadmaster
sk78	Radar Navigator
sk79	Boom Operator
sk80	Communications Systems Operator
sk81	Ground Crew
sk82	Scanner
sk83	Offensive Systems Officer
sk84	Weapons Systems Officer

[AF 3.9.5.1-025]

5.19.1.26 Defining crew/operator skill levels. If projects require skills that are not listed in 5.19.1.25, shall use the range of values "sk85" through "sk99" and shall coordinate the allocation of definitions to the values with AFMC/A4UE. [AF 3.9.5.1-026]

5.19.1.27 Use of product safety. The element `<productSafety>` shall not be used. [AF 3.9.5.1-027]

5.19.1.28 Remarks. Delivered data modules shall not contain remarks in the identification and status section. [AF 3.9.5.1-028]

5.19.2 Project decisions.

5.19.2.1 Data module coding strategy. Decide and agree on a data module coding strategy. [PD 3.9.5.1-001]

5.19.2.2 Exchange of draft data modules within the project. Decide whether to allow the exchange of draft data modules between the supplier and the customer. [PD 3.9.5.1-002]

MIL-STD-3048 (USAF)

5.19.2.3 Source of the technical names. Decide on the source of the technical names (preferably a terminology database) and use them consistently. In all cases, the technical name shall reflect the item represented by the SNS. [PD 3.9.5.1-003]

5.19.2.4 List of CAGE codes. Decide whether to create and maintain a list of CAGE codes for the responsible partner company and originator. [PD 3.9.5.1-004]

5.19.2.5 Use of data module code extensions. Decide whether the use of data module code extensions is required. [PD 3.9.5.1-005]

5.20 S1000D Chapter 3.9.5.1.1 - Identification and status section - Export control.

5.20.1 USAF business rules.

5.20.1.1 Use of the element <exportControl>. The element <exportControl> within <restrictionInstructions> shall be used as directed by DoDD 5230.25, and it shall contain the appropriate export control statement as specified in DoDI 5230.24. (JS 23), [AF 3.9.5.1.1-001]

5.20.2 Project decisions. None.

5.21 S1000D Chapter 3.9.5.2.1.1 - Common constructs - Change marking.

5.21.1 USAF business rules.

5.21.1.1 Use of <reasonForUpdate> and change packages. Reason for update (<reasonForUpdate>) shall be used, and it shall include the reasons for updates for each changed data module in the latest change package. It shall also include textual references to all appropriate reasons for update documentation (e.g., engineering change proposals). (JS 27), [AF 3.9.5.2.1.1-001]

5.21.1.2 Use of the element <reasonForUpdate> and highlights. The element <reasonForUpdate> shall be used to automatically generate a highlights data module. It shall be used from issue "002" upwards. (JS 28), [AF 3.9.5.2.1.1-002]

5.21.1.3 Use of the cross-reference method for the reason for update. The cross-reference method for linking changes to reasons for update, using the attribute reasonForUpdateRefIds, shall be used in all cases when a data module or publication module is updated. [AF 3.9.5.2.1.1-003]

5.21.1.4 Use of the attribute updateReasonType. The attribute updateReasonType shall be used for each change in a data module and shall be in accordance with MIL-STD-38784 using the values defined in S1000D, Chapter 3.9.6.1. Update types "urt01" (editorial) and "urt03" (markup) shall not be used. [AF 3.9.5.2.1.1-004]

5.21.1.5 Use of the attribute updateHighlight. The attribute updateHighlight shall be set to the value "1" when a change is made to a data module, but this attribute shall not be used when the change is an editorial or markup. [AF 3.9.5.2.1.1-005]

5.21.1.6 Marking changes to elements. Projects shall use the change markup attributes on all elements that have them when any of those elements are changed. [AF 3.9.5.2.1.1-006]

5.21.1.7 Use of modify and add. The differentiation for the values "modify" and "add" of the attribute changeType shall be documented and used consistently. [AF 3.9.5.2.1.1-007]

5.21.1.8 Marking changes to content within elements. Changes within elements shall be marked using the element <changeInline>. [AF 3.9.5.2.1.1-008]

5.21.1.9 Marking changes to figures, illustrations, and graphics. Projects making changes to figures, illustrations, and graphics shall use the change markup within the element <figure>. For presentation, refer to 5.106.1.6, 5.107.1.19 and 5.107.1.20. [AF 3.9.5.2.1.1-009]

5.21.1.10 Inserting or deleting figures, illustrations, or graphics. Projects inserting figures, illustrations or graphics, shall use the change markup within the element <figure>. For presentation, refer to 5.106.1.6, 5.107.1.19 and 5.107.1.20. [AF 3.9.5.2.1.1-010]

5.21.1.11 Marking changes to multiple sheets. Projects making changes to individual sheets within a multisheet figure shall use the change markup within the element <graphic> for each changed sheet. For presentation, refer to 5.106.1.6, 5.107.1.19 and 5.107.1.20. [AF 3.9.5.2.1.1-011]

MIL-STD-3048 (USAF)

5.21.1.12 Inserting or deleting a sheet into a figure, illustration, or graphic. Projects inserting a sheet into a figure, illustration, or graphic shall use the change markup within the element `<graphic>`. For presentation, refer to 5.106.1.6, 5.107.1.19 and 5.107.1.20. [AF 3.9.5.2.1.1-012]

5.21.1.13 Marking changes to tables. Projects making any changes to tables shall use the markup attributes within the element `<table>`. For presentation, refer to 5.106.1.6 and 5.107.1.21. [AF 3.9.5.2.1.1-013]

5.21.1.14 Marking changes to multimedia. Projects making any changes to multimedia shall use the markup attributes within the element `<multimedia>`. For presentation, refer to 5.107.1.22. [AF 3.9.5.2.1.1-014]

5.21.1.15 Definitions of changes and revisions. The definitions of changes and revisions shall be in accordance with MIL-STD-38784. The attribute `issueType` of the element `<dmStatus>` in the identification and status section shall be used and shall be set as follows:

- a. Revised - for publication modules and data modules, set the value to "revised".
- b. Update revision - for publication modules and data modules, set the value to "changed".
- c. Complete revision - for publication modules and data modules, set the value to "revised".
- d. Non-superseding revision - for publication modules, set the value to "new" and for those data modules that are changed, set the value to "changed".
- e. Pickup revision - for publication modules, set the value to "changed" or "revised" if more than 25 percent of its data modules are changed, and for the new data modules, set the value to "new".
- f. Print media - Only those changed, revised, or added data modules will have the current issue number and date. Other existing data modules will be reissued without changes to dates, change symbols, or other modification.

[AF 3.9.5.2.1.1-015]

5.21.1.16 Life cycle management. Life cycle management shall be in accordance with TO 00-5-3. [AF 3.9.5.2.1.1-016]

5.21.1.17 Retaining deleted content. Data modules that are changed as a result of deleting content shall be stored in the CSDB. Marking the deleted content shall be marked by setting the value of the attribute `changeMark` to "0". The next issue of that data module shall not contain the deleted content. [AF 3.9.5.2.1.1-017]

5.21.1.18 Use of applicability. Applicability shall be used on reason for update to reflect different configurations. [AF 3.9.5.2.1.1-018]

5.21.1.19 Standard statements for reason for update. Standard reason for update statements shall be used. [AF 3.9.5.2.1.1-019]

5.21.1.20 Use of reason for amendment. The element `<reasonForAmendment>` shall not be used. [AF 3.9.5.2.1.1-020]

5.21.1.21 Change marking for IPD data modules. Change marking for IPD data modules shall be limited to figures, CSNs, and ISNs. [AF 3.9.5.2.1.1-021]

5.21.1.22 Deleted content. Deleted content shall be marked accordingly within the data module. (JS 33 Modified), [AF 3.9.5.2.1.1-022]

5.21.2 Project decisions. None.

5.22 S1000D Chapter 3.9.5.2.1.2 - Common constructs - Referencing.

5.22.1 USAF business rules.

5.22.1.1 References. The element `<dmRef>` shall include `<dmCode>` and `<dmTitle>`, which can be programmatically calculated, but shall not include `<issueInfo>`, `<issueDate>` or `<language>` of the referenced data module. (JS 34 Modified), [AF 3.9.5.2.1.2-001]

5.22.1.2 Minimum cross-reference. If a figure, table, paragraph, or step is referenced, the `<internalRef>` element shall be used to reference the target element. (JS 35), [AF 3.9.5.2.1.2-002]

MIL-STD-3048 (USAF)

- 5.22.1.3 Presentation of cross-references. Cross-references shall use the following type wording "(See Figure 1.)". The verb in the cross-reference statement (e.g., "See", "Repeat", "Skip") shall be manually authored. If appropriate, the label (e.g., "Figure", "Para", "Step") shall be generated from the attribute **internalRefTargetType**. The number shall be autogenerated during the publication process. [JS 36], [AF 3.9.5.2.1.2-003]
- 5.22.1.4 Use of the element <refs>. When there are any references in a data module, the element <refs> shall be included in published data modules and shall be programmatically calculated. [AF 3.9.5.2.1.2-004]
- 5.22.1.5 Use of the attribute internalRefTargetType. The attribute **internalRefTargetType** shall be used to identify the link type and to display captions as needed (e.g., "Fig," "Table"). [AF 3.9.5.2.1.2-005]
- 5.22.1.6 Linking to list items. A list item shall not be the destination of a link. [AF 3.9.5.2.1.2-006]
- 5.22.1.7 References in titles. The element <title> shall not contain <functionalItemRef>, <circuitBreakerRef>, <controlIndicatorRef>, <zoneRef>, <accessPointRef>, <internalRef>, <dmRef>, <pmRef>, <externalPubRef>, or <footnoteRef>. [AF 3.9.5.2.1.2-007]
- 5.22.1.8 Use of title and issue date in data module references. The element <dmTitle> in the element <dmRefAddressItems> shall be used. The element <issueDate> shall not be used in references. [AF 3.9.5.2.1.2-008]
- 5.22.1.9 Publication module references. The element <pmRef> shall include the element <pmCode> and element <pmTitle>, which can be programmatically calculated. The element <issueInfo>, <issueDate>, and the element <language> are prohibited. All other information is optional. [AF 3.9.5.2.1.2-009]
- 5.22.1.10 External publication references for new projects. The element <externalPubRef> shall include the element <externalPubTitle> and the element <externalPubCode>. All other information is optional. [AF 3.9.5.2.1.2-010]
- 5.22.1.11 Use of the element <behavior>. The element <behavior> shall not be used in any <refs> child elements. [AF 3.9.5.2.1.2-011]
- 5.22.1.12 Title case in references. The data module title in references shall be presented in accordance with MIL-STD-38784. [AF 3.9.5.2.1.2-012]
- 5.22.1.13 Use of the attribute id. At a minimum, the attribute **id** shall be used for elements that are the destination of an internal cross-reference. [AF 3.9.5.2.1.2-013]
- 5.22.1.14 Referencing verbiage. Projects shall generate the words "Refer to" or "refer to" before references in text or tables. [AF 3.9.5.2.1.2-014]
- 5.22.2 Project decisions.
- 5.22.2.1 Use and format of the attribute referredFragment of element <dmRef>. Decide on the use of the attribute **referredFragment**. The project shall state in the business rules when **referredFragment** will be used and shall list the precautions if it is used. [PD 3.9.5.2.1.2-001]
- 5.23 S1000D Chapter 3.9.5.2.1.4 - Common constructs - Caption groups.
- 5.23.1 USAF business rules.
- 5.23.1.1 Use of caption groups. Caption groups shall be used to represent panel blocks, such as illuminated warning light, push buttons, etc. [AF 3.9.5.2.1.4-001]
- 5.23.1.2 Use of presentation settings. Projects shall use the presentation settings to reflect the panel block as accurately as possible. [AF 3.9.5.2.1.4-002]
- 5.23.2 Project decisions. None.
- 5.24 S1000D Chapter 3.9.5.2.1.6 - Common constructs - Tables.
- 5.24.1 USAF business rules.
- 5.24.1.1 Tables as graphics. Tables shall not be presented as graphics. [AF 3.9.5.2.1.6-001]
- 5.24.1.2 Table titles. All tables shall have titles. [AF 3.9.5.2.1.6-002]

MIL-STD-3048 (USAF)

5.24.2 Project decisions. None.

5.25 S1000D Chapter 3.9.5.2.1.7 - Common constructs - Figures and foldouts.

5.25.1 USAF business rules.

5.25.1.1 Graphics in data modules. Projects shall not include figures in data modules that are not referenced from within the data module. [AF 3.9.5.2.1.7-001]

5.25.2 Project decisions. None.

5.26 S1000D Chapter 3.9.5.2.1.9 - Common constructs - Preliminary requirements and requirements after job completion.

5.26.1 USAF business rules.

5.26.1.1 Use of the element <personCategory>. The element <personCategory> shall be used and shall contain the appropriate USAF Specialty Code (AFSC) as defined in AFI 36-2101. For weapon systems operated and maintained by contractor personnel, authorized skill code nomenclatures shall be provided (or approved) by the acquiring activity. [AF 3.9.5.2.1.9-001]

5.26.1.2 Use of the element <reqTechInfoGroup>. The element <reqTechInfoGroup> shall be used when the procedure requires the maintainer to physically obtain the referenced material. [AF 3.9.5.2.1.9-002]

5.26.1.3 Linking from the procedure text to required support equipment. Linking from the text in a procedure to the required support equipment for use shall be used. [AF 3.9.5.2.1.9-003]

5.26.1.4 Linking from the procedure text to required spares. Linking from the text in a procedure to the required spares shall be used. [AF 3.9.5.2.1.9-004]

5.26.1.5 Use of identification. The catalog sequence number identification shall be used to identify spare parts required in a procedure. The identification number shall be used to identify support equipment. [AF 3.9.5.2.1.9-005]

5.26.2 Project decisions.

5.26.2.1 Use of the element <personnel>. Decide whether to use the element <personnel>. [PD 3.9.5.2.1.9-001]

5.26.2.2 Use of the element <trade>. Decide whether to use the element <trade>. [PD 3.9.5.2.1.9-002]

5.26.2.3 Use of the element <estimatedTime>. Decide whether to use the element <estimatedTime>. [PD 3.9.5.2.1.9-003]

5.27 S1000D Chapter 3.9.5.2.1.10 - Common constructs - Text elements.

5.27.1 USAF business rules.

5.27.1.1 Symbol size. Symbols used in inline text shall be large enough to be readable, yet no larger than two times the line spacing within the normal text. (JS 37), [AF 3.9.5.2.1.10-001]

5.27.1.2 Footnotes. When footnotes are required, each individual footnote shall be contained within a single occurrence of the element <para>. Projects shall use the attribute footnoteMark, of the element <footnote>, to indicate that the text is a footnote, using only the value "num". [AF 3.9.5.2.1.10-002]

5.27.1.3 Footnote links within text. When footnotes are required, projects shall use the attribute internalRefId within the element <footnoteRef> to provide the link from the text to its associated footnote. [AF 3.9.5.2.1.10-003]

5.27.1.4 Emphasis. Projects shall indicate the emphasis of content by setting the value of the attribute emphasisType of the element <emphasis> to "em51", which shall be presented as bold/italic. No other values are permitted. [AF 3.9.5.2.1.10-004]

5.27.1.5 Paragraph significant data. Projects shall indicate content that must be committed to memory by setting the value of the attribute significantParaDataType of the element <inlineSignificantData> to "psd51", which shall be presented as bold. This applies only to flight manuals and emergency procedures. No other use of element <inlineSignificantData> shall be allowed. [AF 3.9.5.2.1.10-005]

MIL-STD-3048 (USAF)5.27.2 Project decisions.

5.27.2.1 Types of quantity data. Decide which types of quantity data to use and in what contexts and whether to extend the list of types. [PD 3.9.5.2.1.10-001]

5.27.2.2 Level of implementation of quantity data. Decide whether to use quantity data markup and to what extent it is used. [PD 3.9.5.2.1.10-002]

5.27.2.3 Use of unit of measure. If using the value and tolerance decomposition, decide at which level of the markup that the unit of measure is to be applied. [PD 3.9.5.2.1.10-003]

5.27.2.4 Types of unit of measure. If using the value and tolerance decomposition, decide which unit of measure types to allow and whether to extend the list of types. [PD 3.9.5.2.1.10-004]

5.28 S1000D Chapter 3.9.5.2.1.11 - Common constructs - Controlled content.5.28.1 USAF business rules.

5.28.1.1 Use of controlled content. The attributes `authorityName` and `authorityDocument` shall not be used. [AF 3.9.5.2.1.11-001]

5.28.2 Project decisions. None.

5.29 S1000D Chapter 3.9.5.2.1.12 - Common constructs - Common information.5.29.1 USAF business rules.

5.29.1.1 Use of common information. The element `<commonInfo>` shall be used when it is necessary to provide data to the user that applies to the entire data module. [AF 3.9.5.2.1.12-001]

5.29.1.2 Markup method for common information. The `<commonInfo>` branch containing `<note>`, `<para>`, and `<commonInfoDescrPara>` shall not be used. [AF 3.9.5.2.1.12-002]

5.29.2 Project decisions. None.

5.30 S1000D Chapter 3.9.5.2.2 - Content section - Descriptive information.5.30.1 USAF business rules.

5.30.1.1 Use of the attribute `id`. At a minimum, the use of the attribute `id` is required on the following items:

- a. `<figure>`
- b. `<table>`
- c. `<levelledPara>`
- d. `<proceduralStep>` and `<crewDrillStep>`
- e. `<multimediaObject>`

The `id` attribute values of the attribute `id` shall be unique within a data module. Projects may determine attribute `id` value format. (JS 38), [AF 3.9.5.2.2-001]

5.30.2 Project decisions.

5.30.2.1 Granularity. Decide on the granularity of descriptive data modules. [PD 3.9.5.2.2-001]

5.31 S1000D Chapter 3.9.5.2.3 - Content section - Procedural information.5.31.1 USAF business rules.

5.31.1.1 Content of steps. The content of procedural steps shall be in accordance with MIL-DTL-83495. [AF 3.9.5.2.3-001]

5.31.1.2 Use of procedural steps. Procedural steps shall be used to provide step-by-step instructions, such as disassembly, assembly, and alignment procedures. [AF 3.9.5.2.3-002]

5.31.1.3 Procedural steps related to figures, illustrations, and graphics. Procedural steps that are related to figures, illustrations, and graphics shall be in accordance with MIL-STD-38784. [AF 3.9.5.2.3-003]

MIL-STD-3048 (USAF)

5.31.1.4 Skill levels on steps. In order to ensure that a maintainer/operator with the correct skill level carries out a procedural step that requires that particular skill level, the definitions of the values for skill levels used on procedural steps shall be in accordance with 5.19.1.23 and 5.19.1.25. [AF 3.9.5.2.3-004]

5.31.2 Project decisions. None.

5.32 S1000D Chapter 3.9.5.2.4 - Content section - Fault information.

5.32.1 USAF business rules. None.

5.32.2 Project decisions.

5.32.2.1 Correlated fault concept. Decide whether and how to use the correlated fault concept. [PD 3.9.5.2.4-001]

5.33 S1000D Chapter 3.9.5.2.5 - Content section - Maintenance planning information.

5.33.1 USAF business rules.

5.33.1.1 Use of the schedule schema. The maintenance allocation branch of the schedule schema shall not be used. [AF 3.9.5.2.5-001]

5.33.1.2 Time limit information. The element `<timeLimitInfo>` shall be used to record the time limits required for maintenance checklists and inspections in accordance with S1000D. [AF 3.9.5.2.5-002]

5.33.1.3 Time Limits. The element `<timeLimit>` shall be used to list each of the time limits required for maintenance checklists and inspections. Refer to 5.88. [AF 3.9.5.2.5-003]

5.33.1.4 Equipment. The element `<equipmentGroup>` shall hold lists of items described in MIL-PRF-5096 using the element `<equip>` for each of the time limits required by 5.33.1.2. [AF 3.9.5.2.5-004]

5.33.1.5 Task definitions. The element `<taskDefinition>` shall be used to record each task that is required for each item described at 5.33.1.4 in accordance with S1000D. [AF 3.9.5.2.5-005]

5.33.1.6 Inspection definitions. The element `<inspectionDefinition>` shall be used to group the inspection types defined below using the attribute `inspectionTypeCategory` of the element `<inspectionType>`. These are:

- a. Preflight/Preoperation
- b. End of Runway
- c. Thru-Flight
- d. Basic Post-Flight/Post-Operation
- e. Hourly Post-Flight/Post-Operation
- f. Periodic, Phased, or Isochronal
- g. Special Inspection and Maintenance
- h. Special Inspections After a Specific Occurrence
- i. Depot
- j. Acceptance and Functional Check

[AF 3.9.5.2.5-006]

5.33.1.7 Task references. The element `<refs>` in the element `<taskItem>` shall contain a reference to the actual procedure, described at 5.33.1.5. [AF 3.9.5.2.5-007]

5.33.2 Project decisions.

5.33.2.1 Task groupings. Decide which tasks belong to which groups. [PD 3.9.5.2.5-001]

5.33.2.2 Task sequence. Decide how to sequence the tasks. [PD 3.9.5.2.5-002]

5.34 S1000D Chapter 3.9.5.2.6 - Content section - Crew/Operator information.

5.34.1 USAF business rules.

MIL-STD-3048 (USAF)

5.34.1.1 Use of this schema. This schema shall be used to produce all checklist classifications listed in MIL-PRF-5096. [AF 3.9.5.2.6-001]

5.34.1.2 Crew member types. The attribute crewMemberType shall be set to one of the following values:

cm01	All
cm02	Pilot
cm03	Copilot
cm04	Navigator
cm05	Engineer
cm06	Ground Crew
cm07	Load Master
cm08	Cabin Supervisor
cm09 - cm50	Not available for projects
cm51	Gunner
cm52	Flight Engineer
cm53	Observer
cm54	Radar Navigator
cm55	Boom Operator
cm56	Communications Systems Operator
cm57	Scanner
cm58	Offensive Systems Officer
cm59	Defense System Officer
cm60	Weapons Systems Officer
cm61 - cm99	Available for projects

Note that the attribute skillLevelCode of the element <skillLevel> in the identification and status section is still set in accordance with the rules for skill levels for data modules and 5.19.1.23. [AF 3.9.5.2.6-002]

5.34.2 Project decisions.

5.34.2.1 Use of the reference information branch. Decide whether to use the element <crewRefCard>. [PD 3.9.5.2.6-001]

5.35 S1000D Chapter 3.9.5.2.7 - Content section - Parts information.

5.35.1 USAF business rules.

5.35.1.1 Population of the element <service>. The first two characters for the <service> code shall be US. The third character shall specify the originating service for which the part data is applicable as follows:

- a. A - Army
- b. N - Navy
- c. F - Air Force
- d. M - Marine Corps
- e. C - Coast Guard

(JS 39), [AF 3.9.5.2.7-001]

5.35.1.2 NSN Optional attributes. The following NSN attributes shall be used:

- a. The attribute natoSupplyClass shall contain the four-digit Federal Supply Classification (FSC).
- b. The attribute natoCodificationBureau shall contain the first two digits of the NIIN.
- c. The attribute natoItemIdentNumberCore shall contain the final seven digits of the NIIN.
- d. The element <fullNatoStockNumber> is prohibited.

MIL-STD-3048 (USAF)

(JS 40), [AF 3.9.5.2.7-002]

5.35.1.3 Figures. A single occurrence of the element **<figure>** or the element **<multimedia>** shall be included in each IPD data module. [AF 3.9.5.2.7-003]

5.35.1.4 Callouts, leader lines, and numbering items. Callouts, leader lines, and numbering items shall be in accordance with MIL-STD-38784. [AF 3.9.5.2.7-004]

5.35.1.5 Linking IPD information to graphics. Projects shall link IPD information to graphics in accordance with S1000D. [AF 3.9.5.2.7-005]

5.35.1.6 Maintenance Parts List content and format. When the acquiring activity requires a Maintenance Parts List (MPL), its content and format shall be in accordance with MIL-DTL-38807. [AF 3.9.5.2.7-006]

5.35.1.7 Elements for MPL data. When the acquiring activity requires an MPL, the data shall be captured using the S1000D elements as follows:

Figure number	In accordance with MIL-STD-38784
Index	The attribute itemSeqNumberValue of the element <itemSequenceNumber>
Sheet number	The element <graphic>
Part number	The element <partNumber>
CAGE code	The element <manufacturerCode>
Description	The element <descrForPart>
Indentation	The attribute indenture of the element <catalogSeqNumber>
Units per assembly	The element <quantityPerNextHigherAssy>
Usable on code	The element <usableOnCodeAssy>
SMR code	The element <sourceMaintRecoverability> in accordance with TO 00-25-195 and AFMAN 23-110

[AF 3.9.5.2.7-007]

5.35.1.8 Listed parts. Listed parts shall be in accordance with MIL-DTL-38807. [AF 3.9.5.2.7-008]

5.35.1.9 Catalog Sequence Number (CSN) coding. The SNS part of the CSN shall be the same as the SNS for other data modules about the contents of that CSN. [AF 3.9.5.2.7-009]

5.35.1.10 Hardness Critical Items (HCI). Information on HCIs shall be in accordance with MIL-DTL-38807. [AF 3.9.5.2.7-010]

5.35.1.11 Electrostatic Discharge Sensitive (ESDS) parts. Information on ESDS parts shall be in accordance with MIL-DTL-38807. [AF 3.9.5.2.7-011]

5.35.1.12 Sixth element of the SMR code. The sixth element of the SMR code shall be populated with the appropriate ERRC code in accordance with AFMAN 23-110, Volume 1, Part 4, Chapter 1. [AF 3.9.5.2.7-012]

5.35.1.13 Reference designator. Reference designators shall be in accordance with MIL-DTL-38807 and shall be obtained from the attribute **installationIdent** of the element **<referenceDesignator>**. [AF 3.9.5.2.7-013]

5.35.1.14 Values for reference designators. The attribute **installationIdent** shall contain the values from the SNS attributes in the DMC of the IPD data module. [AF 3.9.5.2.7-014]

5.35.1.15 Zone references. The element **<zoneGroup>** shall not be included in delivered publications. [AF 3.9.5.2.7-015]

5.35.2 Project decisions. None.

MIL-STD-3048 (USAF)5.36 S1000D Chapter 3.9.5.2.8 - Content section - Battle damage assessment and repair.5.36.1 USAF business rules.

5.36.1.1 Aircraft Battle Damage Assessment and Repair production. Projects shall use the descriptive and procedural schemas, with the IPD schema as required, to provide Aircraft Battle Damage Assessment and Repair (ABDAR) (BDAR for land/space assets) information on at least the following aspects:

- a. Introduction
- b. Repair symbol marking
- c. Identification of damaged hardware
- d. Damage assessment
- e. Utilization degradation
- f. Repair and isolation procedures
- g. Function tests
- h. Battle damage repair kit

[AF 3.9.5.2.8-001]

5.36.2 Project decisions. None.5.37 S1000D Chapter 3.9.5.2.9 - Content section - Wiring data.5.37.1 USAF business rules.

5.37.1.1 Use of the wiring data schema. When the acquiring activity requires interactive schematic and/or wire/fluid system tracing, projects shall use the wiring schemas to associate the components on the schematics to the information about those components. [AF 3.9.5.2.9-001]

5.37.1.2 Linking to wiring data. Projects shall use the element `<dmRef>` and the attribute `referredFragment` within the elements `<descrWireNumber>`, `<descrHarnessIdent>`, `<descrReferenceDesignator>`, and `<descrPartNumber>` in the wiring fields schema to link to the associated data in the wiring data module. [AF 3.9.5.2.9-002]

5.37.1.3 Linking to schematics. Projects shall use the element `<dmRef>` and the attribute `referredFragment` within the element `<descrIllustrationRef>` in the wiring fields schema to link to the component in the schematic. [AF 3.9.5.2.9-003]

5.37.2 Project decisions. None.5.38 S1000D Chapter 3.9.5.2.10 - Content section - Process data module.5.38.1 USAF business rules.

5.38.1.1 Use of the process data module. The process data module shall be used when it is necessary to maintain state information or present data to the user in a logical order based on state information. Some examples of uses are troubleshooting, diagnostics, and training. (JS 41), [AF 3.9.5.2.10-001]

5.38.1.2 Use of alternative data module nodes. Alternative data module nodes shall be mutually exclusive. (JS 42), [AF 3.9.5.2.10-002]

5.38.2 Project decisions.

5.38.2.1 Level of context filtering. Decide the level at which to apply applicability for context filtering purposes. [PD 3.9.5.2.10-001]

5.38.2.2 Model structure or expression. Decide whether to use the applicability model structure for configuration items and applicability expressions for dynamic variables only, or use the applicability expressions for both configuration items and dynamic variables. [PD 3.9.5.2.10-002]

5.38.2.3 Method of tagging variables. Decide on the method of tagging the variables being passed using element `<receiveByName>` or element `<receiveByPosition>` when more than one person, company, or program will be creating an external application call to the same application. [PD 3.9.5.2.10-003]

MIL-STD-3048 (USAF)

- 5.38.2.4 Dialogs associated with variables. Decide whether to provide dialogs for variables in the variable declaration markup or author explicit dialogs whenever a variable in an expression might not have a value. [PD 3.9.5.2.10-004]
- 5.38.2.5 Menu or user entry dialogs. Decide when to use menu or user entry type dialogs. [PD 3.9.5.2.10-005]
- 5.38.2.6 Dialog defaults. Decide whether or not to use default choices in menus and/or default values in userEntry dialogs. [PD 3.9.5.2.10-006]
- 5.38.2.7 Use of alternatives. Decide whether to use the element `<proceduralStepAlt>`. [PD 3.9.5.2.10-007]
- 5.38.2.8 Use of loops. Decide where and when to use the loop construct. [PD 3.9.5.2.10-008]
- 5.38.2.9 Optional or mandatory entries in dialogs. Decide which entries in the dialog require responses and which entries have optional responses. [PD 3.9.5.2.10-009]
- 5.38.2.10 Attribute userEntry validates error messages. Decide whether error messages are generated by the validation condition, or author entered messages. [PD 3.9.5.2.10-010]
- 5.38.2.11 Variable naming and typing. Decide on the naming scheme for variables and typing. [PD 3.9.5.2.10-011]
- 5.39 S1000D Chapter 3.9.5.2.11 - Content section - Technical information repository.
- 5.39.1 USAF business rules.
- 5.39.1.1 Technical information repositories. All delivered data shall include self-contained instances of the data modules that do not have unresolved technical data repository dependencies. This does not prohibit any of the following:
- a. Technical Information Repositories (TIR) used in the development process
 - b. Procurement of TIR data modules from the development process as additional (unpublished) data (JS 44 Modified), [AF 3.9.5.2.11-001]
- 5.39.1.2 Technical Information Repository in published deliverables. Projects shall not use the TIR in the published deliverables. [AF 3.9.5.2.11-002]
- 5.39.2 Project decisions.
- 5.39.2.1 TIR during production. Decide whether to use the TIR as a mechanism for data exchange during production. [PD 3.9.5.2.11-001]
- 5.40 S1000D Chapter 3.9.5.2.12 - Content section - Container data module.
- 5.40.1 USAF business rules.
- 5.40.1.1 Use of the container data module. If used, all data modules referenced from a container data module shall be delivered. [AF 3.9.5.2.12-001]
- 5.40.2 Project decisions.
- 5.40.2.1 Use of container data module concept. Decide whether to use the container data module concept. [PD 3.9.5.2.12-001]
- 5.41 S1000D Chapter 3.9.5.2.13 - Content section - Learning data module.
- 5.41.1 USAF business rules.
- 5.41.1.1 Use of the learning schema. If the use of the S1000D learning schemas are required for learning content by the acquiring activity, then projects shall document how and when the learning data modules shall be used. [AF 3.9.5.2.13-001]
- 5.41.1.2 Coordinating learning plans. Projects shall coordinate learning data plans and related business rules with Air Education and Training Command (AETC). [AF 3.9.5.2.13-002]
- 5.41.2 Project decisions.
- 5.41.2.1 Use of the learning schema. Decide whether to use the learning schema. [PD 3.9.5.2.13-001]

MIL-STD-3048 (USAF)5.42 S1000D Chapter 3.9.5.3 - Data modules - Applicability.

5.42.1 USAF business rules. The USAF business rules for the implementation of applicability are dependent on the project's decision on whether to use applicability.

5.42.1.1 Obtaining a product value. When a product value is obtained from the end user, the Product Cross-reference Table (PCT) shall be used to match the entered value to a product defined in the PCT via the unique identifier. If found, the additional attribute values defined for that product shall be automatically obtained. [AF 3.9.5.3-001]

5.42.1.2 Product identifier type. Each product listed in the PCT shall have the same applicability product identifier type. In other words, an Aircraft PCT that lists products by tail number cannot also list products by engine serial number. [AF 3.9.5.3-002]

5.42.1.3 Process data module variable mapping. A mapping scheme between process data module variables and applicability values shall be established, if applicability variables are used by the process data module. This mapping scheme shall be applied consistently throughout the project. [AF 3.9.5.3-003]

5.42.1.4 Use of the attribute **applicProperty**. The values for the attribute **applicPropertyValue** shall conform to the following rules:

- a. Numeric value ranges shall be padded with zeros, so the low number in the range contains the same number of characters as the high number in the range (for example, "0001~9999").
- b. Spaces (white space) shall not be used in any values.
- c. Negative numbers shall be reversed (for example, the range of negative 50 though negative 99 shall be indicated as "-50~-99").
- d. When decimals are required in the ranges, both sides of decimals shall be padded (for example, "001.000~999.999").
- e. Date ranges shall use International Organization for Standardization (ISO) 8601 short notation (for example, "2010-01-01~2010-12-31").

[AF 3.9.5.3-004]

5.42.1.5 Applicability statements. Applicability statements shall be written to include only values that are applicable to the data. Excluded applicability values shall not be used because S1000D applicability markup does not include a "NOT" operator. For example, it is acceptable to state this data is applicable to particular aircraft tail numbers. It is not acceptable to state this data is not applicable to a particular aircraft tail number. [AF 3.9.5.3-005]

5.42.1.6 Human readable display text. If the human readable element **<displayText>** is not authored, projects shall predefine display text for all possible applicability values to be used for display. [AF 3.9.5.3-006]

5.42.2 Project decisions.

5.42.2.1 Use of applicability. Throughout all aspects of the implementation of S1000D, decide whether, when, and how to implement applicability. [PD 3.9.5.3-001]

5.42.2.2 Population or generation of the element **<displayText>**. If using the human readable branch of applicability, decide whether the element **<displayText>** is populated by the technical author or generated from the computable branch or some other source. [PD 3.9.5.3-002]

5.42.2.3 Use of the attribute **applicDisplayClass**. If using the computable applicability annotation branch, decide whether to use the attribute **applicDisplayClass**. If the attribute **applicDisplayClass** is used, the allowable values and desired format for each value shall be documented in the project business rules. [PD 3.9.5.3-003]

5.42.2.4 Use of textual applicability annotations. If using the computable applicability annotation branch, decide if textual applicability annotations are allowed in the element **<assert>** or if every element **<assert>** should reference a declared product attribute or condition. [PD 3.9.5.3-004]

5.42.2.5 Consistent population. Decide on the population of the elements and attributes of applicability and shall then enforce its consistency. [PD 3.9.5.3-005]

MIL-STD-3048 (USAF)

5.43 S1000D Chapter 3.9.5.3.1 - Applicability - Applicability cross-reference table.5.43.1 USAF business rules.

5.43.1.1 Primary filter. The first occurrence of the element `<productAttribute>` in an Applicability Cross-reference Table (ACT) shall contain the product attribute that serves as the primary characteristic for applicability filtering. [AF 3.9.5.3.1-001]

5.43.2 Project decisions.

5.43.2.1 Number of Applicability Cross-reference Tables. Decide whether to use one or multiple ACTs. [PD 3.9.5.3.1-001]

5.44 S1000D Chapter 3.9.5.3.2 - Applicability - Conditions cross-reference table.5.44.1 USAF business rules. None.5.44.2 Project decisions.

5.44.2.1 Use of the Conditions Cross-reference Table. If and when applicability is implemented, decide whether to develop and deliver Conditions Cross-reference Table(s) (CCT). [PD 3.9.5.3.2-001]

5.44.2.2 Use of multiple tables. If used, decide whether to create one single CCT data module or several CCT data modules divided by some logical criteria. [PD 3.9.5.3.2-002]

5.44.2.3 Use of value patterns. Decide whether to further specify the allowable values for a condition type using the attribute `valuePattern` in addition to the mandatory element `<enumeration>`. [PD 3.9.5.3.2-003]

5.44.2.4 Method of defining multiple values or ranges. Decide whether to use a single element `<enumeration>` containing the entire set or to use multiple elements `<enumeration>` when each contain only one value or range when defining product attributes, which contain multiple enumeration values or ranges. [PD 3.9.5.3.2-004]

5.45 S1000D Chapter 3.9.5.3.3 - Applicability - Products cross-reference table.5.45.1 USAF business rules.

5.45.1.1 Use of the Product Cross-reference Table. The Product Cross-reference Table (PCT) shall be used whenever the Applicability Cross-reference Table (ACT) is used. [AF 3.9.5.3.3-001]

5.45.1.2 Use of the element `<assign>`. For the first `<assign>` element within each `<product>` element in the PCT:

- a. The attribute `applicPropertyIdent` shall contain the same value as the attribute `id` on the first element `<productAttribute>` in the ACT.
- b. The attribute `applicPropertyType` shall contain the value `"prodattr"`.
- c. The attribute `applicPropertyValue` shall contain a unique value for the first product attribute listed in the ACT.

[AF 3.9.5.3.3-002]

5.45.2 Project decisions.

5.45.2.1 Use of the Product Cross-reference Table. Decide whether to develop and deliver PCT data modules. If used, decide which product sets are referenced in the PCT. [PD 3.9.5.3.3-001]

5.45.2.2 Product attributes and conditions to include. Decide which product attributes and conditions to include in the PCT. [PD 3.9.5.3.3-002]

5.46 S1000D Chapter 3.9.6.1 - Attributes - Project configurable values.5.46.1 USAF business rules.

5.46.1.1 Values for the attribute `securityClassification`. The following values for the attribute `securityClassification` shall be used:

- | | |
|-----------|----------------------------|
| 01 | Unclassified |
| 02 | Not Available for projects |

MIL-STD-3048 (USAF)

03	Confidential
04	Secret
05	Top secret
06 - 99	Not available for projects

(JS 43), [AF 3.9.6.1-001]

5.46.2 Project decisions. None.

5.47 S1000D Chapter 3.9.6.2 - Attributes - Fixed values.

5.47.1 USAF business rules. None.

5.47.2 Project decisions.

5.47.2.1 Use of project-specific values. Decide if any project-specific additions of attribute values are needed. [PD 3.9.6.2-001]

5.48 S1000D Chapter 4 - Information management. The content of the following S1000D chapters apply in their entirety:

- a. Chapter 4.2 - Information management - Common source database
- b. Chapter 4.2.2 - Common source database - Related standards for the CSDB
- c. Chapter 4.3 - Information management - Data module code
- d. Chapter 4.3.9 - Data module code - Learn code
- e. Chapter 4.3.10 - Data module code - Learn event code
- f. Chapter 4.9.3 - Publication and SCORM content package management - Building of publications and SCOs
- g. Chapter 4.9.4 - Publication and SCORM content package management - Updating of publications
- h. Chapter 4.9.5 - Publication and SCORM content package management - SCORM content package module
- i. Chapter 4.10.3 - Business rules exchange - The BREX default data module
- j. Chapter 4.11 - Information management - Process data module

There are no USAF business rules or project decisions for the following S1000D chapters:

- a. Chapter 4.1 - Information management - Introduction
- b. Chapter 4.3.11 - Data module code - Summary
- c. Chapter 4.5 - Information management - Data module lists
- d. Chapter 4.7 - Information management - Version control of data modules
- e. Chapter 4.9 - Information management - Publication and SCORM content package management
- f. Chapter 4.13 - Information management - Optimizing and reuse

The following S1000D chapters contain business rules that are not addressed in this MIL-STD-3048:

- a. Chapter 4.13.1 - Optimizing and reuse - Paragraph significant data and quantity data
- b. Chapter 4.13.2 - Optimizing and reuse - Technical information repository data module
- c. Chapter 4.13.3 - Optimizing and reuse - Container data module

5.49 S1000D Chapter 4.2.1 - Common source database - Information objects.

5.49.1 USAF business rules.

5.49.1.1 Use of XML. Data modules shall be coded in XML. (JS 45), [AF 4.2.1-001]

5.49.2 Project decisions. None.

5.50 S1000D Chapter 4.3.1 - Data module code - Model identification code.

5.50.1 USAF business rules.

MIL-STD-3048 (USAF)

5.50.1.1 Model identification code for general purpose data modules. The model identification code for general purpose data modules shall be service or organization specific and shall not be the same model identification used for the equipment-specific data modules. General purpose data modules may include administrative and general information data modules (e.g., reporting errors and improvements, promulgation letters, etc.) that are not equipment-specific. Examples of general purpose model identification codes are: USN, US ARMY, USAF etc. (JS 46), [AF 4.3.1-001]

5.50.1.2 General purpose model identification code value. The model identification code for general purpose data modules shall be "USAFGP". [AF 4.3.1-002]

5.50.1.3 Registering MI with NAMSAs. The project shall register all new model identification code(s) values with the NAMSAs and shall document the values in the project business rules. [AF 4.3.1-003]

5.50.2 Project decisions.

5.50.2.1 Source of the model identification code. Decide whether to use the End Item Acronym Code (EIAC) from the logistics database as the source for the value of the model identification code. [PD 4.3.1-001]

5.50.2.2 Including the usable on code. Decide whether to include the end item UOC in the model identification code and document the values and reasons for the selected values. [PD 4.3.1-002]

5.50.2.3 Multiple model identification codes. Decide whether to use the model identification code to describe systems within the design (e.g., propulsion). [PD 4.3.1-003]

5.51 S1000D Chapter 4.3.2 - Data module code - System difference code.

5.51.1 USAF business rules. None.

5.51.2 Project decisions.

5.51.2.1 Use of the UOC. Decide whether to use the UOC as the source for the values for the system difference code. [PD 4.3.2-001]

5.52 S1000D Chapter 4.3.3 - Data module code - Standard numbering system.

5.52.1 USAF business rules.

5.52.1.1 Documentation of SNS. The SNS shall be documented in the project business rules and included in the BREX to the extent possible. (JS 47), [AF 4.3.3-001]

5.52.1.2 Documentation of SNS and technical names. Projects shall compile a list which defines the Standard Numbering System and all technical names. (JS 48), [AF 4.3.3-002]

5.52.1.3 Use of technical names and SNS. Technical names used in content shall match the technical names used in the SNS. (JS 49), [AF 4.3.3-003]

5.52.1.4 Use of the SNS. Projects shall use the S1000D rule for selecting which SNS to use. [AF 4.3.3-004]

5.52.1.5 Documenting SNS selection. Projects shall document the use and reason for selection of the SNS in the project business rules. [AF 4.3.3-005]

5.52.1.6 Use of the SNS in IPD data modules. Projects shall use an SNS that describes the breakdown of the Product for IPD data modules. [AF 4.3.3-006]

5.52.1.7 Use of the coding for nonchapterized IPD in the SNS. Projects shall not use the nonchapterized coding in the SNS for IPD data modules. [AF 4.3.3-007]

5.52.2 Project decisions.

5.52.2.1 Number of characters in the unit or assembly. Decide whether to use two or four characters in the unit or assembly code within the SNS. [PD 4.3.3-001]

5.53 S1000D Chapter 4.3.4 - Data module code - Disassembly code.

5.53.1 USAF business rules.

5.53.1.1 Alternate use of the Disassembly Code. When multiple data modules are required to address a single content need (e.g., when the content is voluminous), the disassembly code may be used to establish data module code uniqueness. This use of the disassembly code is intended to be used to segment an

MIL-STD-3048 (USAF)

otherwise too long data module (that covers a single topic) into multiple data modules. The use of this method shall be compliant with the following rules:

- a. This method shall only be used when all other components of the DMC (model identification, SDC, SNS, and IC) are the same.
- b. The disassembly codes shall be incremented sequentially.
- c. This method shall not be used when multiple topics are involved that have applicable topic-specific information codes. Information codes shall be the preferred method for identifying the topic of a data module.
- d. This does not prohibit the use of disassembly code for other purposes in other data modules as defined by S1000D and these business rules.
- e. For each DM where this method for coding the DC is used, the project shall assign an information name that corresponds to the specific content contained therein and extends the information name normally associated with the ICV. The information name, in these cases, shall be a subtopic of the information name (e.g., Normal operation, Landing clearance).

(JS 50 Modified), [AF 4.3.4-001]

5.53.2 Project decisions. None.

5.54 S1000D Chapter 4.3.5 - Data module code - Disassembly code variant.

5.54.1 USAF business rules. None.

5.54.2 Project decisions.

5.54.2.1 Source of the disassembly code variant. Decide whether to use the Alternate Logistics Control (ALC) number from the logistics database as the source for the value of the disassembly code variant. [PD 4.3.5-001]

5.55 S1000D Chapter 4.3.6 - Data module code - Information code.

5.55.1 USAF business rules.

5.55.1.1 Information codes and information names. Information codes and information names shall be used in accordance with the Joint Service information codes. Joint Service information codes can be obtained at http://www.navsea.navy.mil/nswc/carderock/tecinfsys/s1000d/tools_repos.html. [AF 4.3.6-001]

5.55.2 Project decisions. None.

5.56 S1000D Chapter 4.3.7 - Data module code - Information code variant.

5.56.1 USAF business rules.

5.56.1.1 Information code variant values. Information code variant values shall be used in accordance with the Joint Service information codes. Joint Service information codes can be obtained at http://www.navsea.navy.mil/nswc/carderock/tecinfsys/s1000d/tools_repos.html. Projects shall coordinate the need for project-specific information code variants with AFMC/A4UE. [AF 4.3.7-001]

5.56.2 Project decisions. None.

5.57 S1000D Chapter 4.3.8 - Data module code - Item location code.

5.57.1 USAF business rules. None.

5.57.2 Project decisions.

5.57.2.1 Item location code value for training data. When there is a requirement for developing training data in S1000D, decide whether to use the value "T" for the ILC or use the learn code/learn event code method for identifying training data modules. [PD 4.3.8-001]

5.58 S1000D Chapter 4.4 - Information management - Information control number.

5.58.1 USAF business rules.

5.58.1.1 Presentation of ICN. The ICN shall be placed outside the graphic, except in cases where legacy graphics are used, which already contain the ICN within the graphic and the project would encounter

MIL-STD-3048 (USAF)

expense to remove it. The information control numbers are normally derived from the XML attribute **infoEntityIdent** and put in place by the page layout system. (JS 52), [AF 4.4-001]

5.58.1.2 ICN structure. All new projects shall use the CAGE code-based ICN. Legacy projects shall use the format of the ICN as it is. [AF 4.4-002]

5.58.1.3 Security classification. Projects shall classify graphics in accordance with DoDM 5200.01, DoD 5220.22-M, Executive Order 12958, and the project's security classification requirements using the values and definitions given in S1000D, Chapter 3.9.6.1. [AF 4.4-003]

5.58.1.4 Use of legends. When legends are required, all new projects shall use the element **<legend>** and present it as text outside the graphic. Legacy projects that already have legends presented within the graphic area shall present the graphic as it is. [AF 4.4-004]

5.58.2 Project decisions. None.

5.59 S1000D Chapter 4.5.1 - Data module lists - Data module requirements list.

5.59.1 USAF business rules.

5.59.1.1 Updating a DMRL. When a DMRL is updated for delivery, projects shall indicate changes in accordance with 5.20 on the elements **<dmRef>** and **<pmRef>**. [AF 4.5.1-001]

5.59.1.2 Specific contents. Projects shall include titles, issue information (including type), issue date, and security classification of data modules and publication modules. Projects shall use the security attributes in the elements **<dmRef>** and **<pmRef>**. [AF 4.5.1-002]

5.59.1.3 Issue date. The issue date of a DMRL shall be the date of delivery. [AF 4.5.1-003]

5.59.2 Project decisions.

5.59.2.1 Format. Decide whether to produce the DMRL using the Data Module List (DML) schema and/or as a spreadsheet. [PD 4.5.1-001]

5.59.2.2 Data restrictions. Decide whether and how to use the data restrictions in the status section of a DMRL when using the DML schema. [PD 4.5.1-002]

5.59.2.3 Referencing other DMRLs. Decide whether to refer out to other DMRLs or to copy the content of other DMRLs. [PD 4.5.1-003]

5.59.2.4 Referencing comments. Decide whether to reference to comments on the DMRL. [PD 4.5.1-004]

5.59.2.5 Deleted data modules and publication modules. Decide whether to include deleted data modules in the DMRL. [PD 4.5.1-005]

5.60 S1000D Chapter 4.5.2 - Data module lists - Common Source Data Base (CSDB) status list.

5.60.1 USAF business rules. None.

5.60.2 Project decisions.

5.60.2.1 Use of the CSDB status list. Decide whether and how to use the CSL. [PD 4.5.2-001]

5.61 S1000D Chapter 4.6 - Information management - Comment.

5.61.1 USAF business rules.

5.61.1.1 Commenting method. Projects shall use the AFTO 22 processes to make comments on IETPs and TOs, not the comment schema. [AF 4.6-001]

5.61.2 Project decisions. None.

5.62 S1000D Chapter 4.8 - Information management - Interchange of data modules.

5.62.1 USAF business rules.

5.62.1.1 Data Dispatch Note schema. The Data Dispatch Note (DDN) shall be used to accompany deliveries of S1000D data. [AF 4.8-001]

5.62.2 Project decisions. None.

5.63 S1000D Chapter 4.9.1 - Publication and SCORM content package management - Publication module.

MIL-STD-3048 (USAF)5.63.1 USAF business rules.

5.63.1.1 Publication module definitions. Two uses of publication modules are relevant to S1000D:

- a. Parent publication modules are the publication modules used to produce complete manuals and IETPs.
- b. Nested (descendant) publication modules are the publication modules used to produce subsets of complete manuals and IETPs (e.g., chapters, sections, etc.).

(JS 54), [AF 4.9.1-001]

5.63.1.2 Use of publication modules. Publication modules shall be used to sequence data modules for the preparation of all page-oriented and screen-based IETMs. (JS 55), [AF 4.9.1-002]

5.63.1.3 Use of originator and Responsible Partner Company. The use of originator and Responsible Partner Company (RPC) shall be as follows:

- a. The originator for data modules and publication modules shall be the company or organization that originally authored the object.
- b. The responsible partner company for data modules and nested publication modules shall be the company or organization responsible for maintaining the data module or nested publication module.
- c. The responsible partner company for publication modules shall be the words "Secretary of the US Air Force" using the element `<responsiblePartnerCompany>`.

(JS 56 Modified), [AF 4.9.1-003]

5.63.1.4 Use of the element `<issueDate>`. The element `<issueDate>` within `<pmStatus>` shall contain the date of the document as specified in DoDM 5200.01. (JS 57), [AF 4.9.1-004]

5.63.1.5 Publication modules and maintenance levels. Projects shall use publication modules to create manuals for maintenance levels (eg, O, I, and D) defined by USAF policy and shall populate the element `<shortPmTitle>` with one of the following: "Organization", "Intermediate" or "Depot". [AF 4.9.1-005]

5.63.1.6 Using publication modules for field and depot manuals. When producing field and depot manuals, publication modules shall be used to list common and specific data modules. [AF 4.9.1-006]

5.63.1.7 Publication module arrangements. Projects shall restrict the arrangement of manuals to those specified in MIL-DTL-83495 and MIL-DTL-87929, with the exception of:

- a. IPD (Refer to 5.80).
- b. Mass and balance (Refer to 5.81).
- c. Weapon loading (Refer to 5.82).
- d. Cargo loading (Refer to 5.83).
- e. ABADR (Refer to 5.84).
- f. Service bulletins (Refer to 5.86).
- g. LOAP (Refer to 5.87).
- h. Maintenance checklists and inspections (Refer to 5.88).
- i. Structural repair (Refer to 5.89).
- j. Cross servicing guide (Refer to 5.90).
- k. Aircrew information (Refer to 5.92).
- l. Test instrument calibration (Refer to 5.93).
- m. Space systems - Operational manual (Refer to 5.94).
- n. Space systems - Classified manual (Refer to 5.95).
- o. Space systems - Checklists (Refer to 5.96).
- p. Intercontinental ballistic missile systems - Operational manual (Refer to 5.97).

MIL-STD-3048 (USAF)

q. Intercontinental ballistic missile systems - Classified manual (Refer to 5.98).

r. Intercontinental ballistic missile systems - Checklists (Refer to 5.99).

[AF 4.9.1-007]

5.63.1.8 Use of the element <enterpriseName> in top-level publication modules. For top-level publication modules, the element <enterpriseName>, within the element <responsiblePartnerCompany>, shall be used and shall contain the words "Secretary of the US Air Force" for all authenticated publications.

[AF 4.9.1-008]

5.63.1.9 Security. The security rules for data modules shall apply for publication modules. [AF 4.9.1-009]

5.63.1.10 Data restrictions. Data restriction shall be populated in all publication modules. Refer to 5.19. [AF 4.9.1-010]

5.63.1.11 Supersedure. The supersedure notice shall be in accordance with MIL-STD-38784 and shall be contained in the element <supersedure>. [AF 4.9.1-011]

5.63.1.12 BREX reference. Publication modules shall use the data module code of the project BREX in the BREX reference. [AF 4.9.1-012]

5.63.1.13 System breakdown code and functional item code. Neither the system breakdown code nor the functional item code shall be used in the publication module status section. [AF 4.9.1-013]

5.63.1.14 Reason for update. The reason for update (element <reasonForUpdate>) shall be used in publication modules and shall include the reasons for updates for each changed data module in each latest change package. It shall also include references to all appropriate reason for update documentation (e.g., engineering change proposals). [AF 4.9.1-014]

5.63.1.15 Titles for multivolume publications. The information in the publication title area shall be the same for all volumes of a multivolume set. [AF 4.9.1-015]

5.63.1.16 Title page of publications. Publication title pages shall be generated from the metadata contained in the publication module identification and status section. [AF 4.9.1-016]

5.63.1.17 Nomenclature. The nomenclature of the equipment, type, model, part number, or subject (blocks, serial numbers, or registration numbers, if appropriate) shall be positioned below the words identifying the publication type or maintenance level, if applicable. [AF 4.9.1-017]

5.63.2 Project decisions.

5.63.2.1 Use of media. Decide whether and how to use the element <pubMedia>. [PD 4.9.1-001]

5.63.2.2 Logo. Decide whether and how to use logos in publication modules. [PD 4.9.1-002]

5.64 S1000D Chapter 4.9.2 - Publication and SCORM content package management - Coding of publications and SCOs.

5.64.1 USAF business rules.

5.64.1.1 Publication Module Codes for MIL-DTL-83495 arrangements. Projects shall create publication modules for the manuals required by the acquiring activity, as detailed in MIL-DTL-83495. In the Publication Module Coding (PMC) that follows, the value MI is the model identifier and the value NN is available for project use. [AF 4.9.2-001]

5.64.1.1.1 Publication Module Coding for General Equipment Manuals. PMCs for General Equipment Manuals shall be:

Manual type, chapters, and sections	Publication Module Code
General Equipment Manual	MI-SECAF-OGE00-00
General Equipment Front matter	MI-SECAF-OGE00-01
General Equipment Chapters	MI-SECAF-OGESS-SN (Where SS is the system number from the generic SNS at S1000D Chapter 8.2.1 and SN is the section number as required)

MIL-STD-3048 (USAF)

[AF 4.9.2-002]

5.64.1.1.2 Publication Module Coding for General Systems Manuals. PMCs for General Systems Manuals shall be:

Manual type, chapters, and sections	Publication Module Code
General Systems Manual	MI-SECAF-OGS00-00
General Systems Front matter	MI-SECAF-OGS00-01
General Systems Chapters	MI-SECAF-OGSSS-SN (Where SS is the system number from the selected S1000D SNS and SN is the section number as required)

[AF 4.9.2-003]

5.64.1.1.3 Publication Module Coding for Fault Reporting Manuals. PMCs for Fault Reporting Manuals shall be:

Manual type, chapters, and sections	Publication Module Code
Fault Reporting Manual	MI-SECAF-OFR00-00
Fault Reporting Manual Front matter	MI-SECAF-OFR00-01
Fault Reporting Manual Chapters	MI-SECAF-OFRSS-NN (Where SS is the system)

[AF 4.9.2-004]

5.64.1.1.4 Publication Module Coding for Fault Isolation Manuals. PMCs for Fault Isolation Manuals shall be:

Manual type, chapters, and sections	Publication Module Code
Fault Isolation Manual	MI-SECAF-OFI00-00
Fault Isolation Manual Front matter	MI-SECAF-OFI00-01
Fault Isolation Manual Chapters	MI-SECAF-OFISS-NN (Where SS is the system)

[AF 4.9.2-005]

5.64.1.1.5 Publication Module Coding for Job Guide Manuals. PMCs for Job Guide Manuals shall be:

Manual type, chapters, and sections	Publication Module Code
Job Guides Manual	MI-SECAF-OJG00-00
Job Guides Front matter	MI-SECAF-OJG00-01
Job Guides	MI-SECAF-OJGSS-NN (Where SS is the system)

[AF 4.9.2-006]

5.64.1.1.6 Publication Module Coding for Wiring Data Manuals. PMCs for Wiring Data Manuals shall be:

Manual type, chapters, and sections	Publication Module Code
Wiring Data Manual	MI-SECAF-OWD000-00
Wiring Data Front matter	MI-SECAF-OWD00-01
Wiring Data Chapters	MI-SECAF-OWDSS-NN (Where SS is the system)

[AF 4.9.2-007]

5.64.1.1.7 Publication Module Coding for Schematics Manuals. PMCs for Schematics Manuals shall be:

MIL-STD-3048 (USAF)

Manual type, chapters, and sections	Publication Module Code
Schematic Diagrams Manual	MI-SECAF-OSM00-00
Schematics Manual Front matter	MI-SECAF-OSM00-01
Schematics Manual Chapters	MI-SECAF-OSMSS-NN (Where SS is the system)

[AF 4.9.2-008]

5.64.1.1.8 Publication Module Coding for Stand Alone Illustrated Parts Manuals. PMCs for Stand Alone Illustrated Parts Manuals shall be:

Manual type, chapters, and sections	Publication Module Code
Illustrated Part Manual	MI-SECAF-IPM00-00
Illustrated Parts Front matter	MI-SECAF-IPM00-01
Illustrated Parts Chapters	MI-SECAF-IPMSS-NN (Where SS is the system)

[AF 4.9.2-009]

5.64.1.1.9 Publication Module Coding for Combined Manuals. PMCs for Combined Manuals shall be:

Manual type, chapters, and sections	Publication Module Code
General Equipment/General Systems Manual	MI-SECAF-OES00-00
Fault Isolation/Fault Reporting Manual	MI-SECAF-OFC00-00
Wiring Data/Schematic Diagrams Manual	MI-SECAF-OWS00-00
General System/Schematic Diagrams Manual	MI-SECAF-OGDSS-00 (Where SS is the system)

[AF 4.9.2-010]

5.64.1.2 Publication Module Codes for MIL-DTL-87929 arrangements. Projects shall create publication modules for the manuals required by the acquiring activity, as detailed in MIL-DTL-87929. In the Publication Module Coding (PMC) that follows, the value MI is the model identifier and the value NN is available for project use. [AF 4.9.2-011]

5.64.1.2.1 Publication Module Coding for Receiving and Handling Work Packages. PMCs for Receiving and Handling Work Packages shall be:

Manual type, chapters, and sections	Publication Module Code
Receiving and Handling	MI-SECAF-WRH00-00
Front matter	MI-SECAF-WRH00-01
Unpacking	MI-SECAF-WRHUP-NN
Receiving Inspection	MI-SECAF-WRHRI-NN
Handling	MI-SECAF-WRHHN-NN
Assembly	MI-SECAF-WRHAS-NN
Checkout	MI-SECAF-WRHCO-NN

[AF 4.9.2-012]

5.64.1.2.2 Publication Module Coding for Servicing Work Packages. PMCs for Servicing Work Packages shall be:

Manual type, chapters, and sections	Publication Module Code
Servicing	MI-SECAF-WSV00-00

MIL-STD-3048 (USAF)

Manual type, chapters, and sections	Publication Module Code
Front matter	MI-SECAF-WSV00-01
Systems Servicing	MI-SECAF-WSVSS-NN (Where SS is the system)

[AF 4.9.2-013]

5.64.1.2.3 Publication Module Coding for Operation Work Packages. PMCs for Operation Work Packages shall be:

Manual type, chapters, and sections	Publication Module Code
Operation	MI-SECAF-WOP00-00
Front matter	MI-SECAF-WOP00-01
Equipment Fault Isolation (Troubleshooting)	MI-SECAF-WOPTS-NN
Operator Inspection	MI-SECAF-WOPOI-NN
Operator Maintenance and Servicing	MI-SECAF-WOPOM-NN

[AF 4.9.2-014]

5.64.1.2.4 Publication Module Coding for Inspection Work Packages. PMCs for Inspection Work Packages shall be:

Manual type, chapters, and sections	Publication Module Code
Inspection	MI-SECAF-WIN00-00
Front matter	MI-SECAF-WIN00-01
Periodic and Special Inspection	MI-SECAF-WINPI-NN
Visual Inspection	MI-SECAF-WINVS-NN
Sampling Inspection	MI-SECAF-WINSM-NN
Non-Destructive Inspection	MI-SECAF-WINND-NN
In-Process Inspection	MI-SECAF-WINII-NN

[AF 4.9.2-015]

5.64.1.2.5 Publication Module Coding for Maintenance Work Packages. PMCs for Maintenance Work Packages shall be:

Manual type, chapters, and sections	Publication Module Code
Maintenance	MI-SECAF-WMT00-00
Front matter	MI-SECAF-WMT00-01
Theory of Operation	MI-SECAF-WMTTO-NN
Preparation for Maintenance	MI-SECAF-WMTPM-NN
Fault Isolation (Troubleshooting)	MI-SECAF-WMTTS-NN
Disassembly	MI-SECAF-WMTDS-NN
Cleaning	MI-SECAF-WMTCL-NN
Corrosion Prevention	MI-SECAF-WMTCP-NN
Lubrication	MI-SECAF-WMTLB-NN
Repair and Replacement	MI-SECAF-WMTRR-NN

MIL-STD-3048 (USAF)

Manual type, chapters, and sections	Publication Module Code
Assembly	MI-SECAF-WMTAS-NN
Servicing	MI-SECAF-WMTSV-NN
Testing	MI-SECAF-WMTTS-NN
Operational Checkout	MI-SECAF-WMTOC-NN
Follow-on Maintenance	MI-SECAF-WMTFO-NN
On-Condition Maintenance	MI-SECAF-WMTOC-NN
Accessory Maintenance	MI-SECAF-WMTAM-NN
Scheduled Maintenance	MI-SECAF-WMTSM-NN
Programmed Depot Maintenance	MI-SECAF-WMTDM-NN

[AF 4.9.2-016]

5.64.1.2.6 Publication Module Coding for Shipment and Storage Work Packages. PMCs for Preparation for Shipment and Storage Work Packages shall be:

Manual type, chapters, and sections	Publication Module Code
Preparation for Shipment and Storage	MI-SECAF-WPS00-00
Front matter	MI-SECAF-WPS00-01
Preservation and Packing	MI-SECAF-WPSPP-NN
Closing and Sealing	MI-SECAF-WPSCS-NN
Shipping and Storage	MI-SECAF-WPSSS-NN

[AF 4.9.2-017]

5.64.1.2.7 Publication Module Coding for Storage Inspection Work Packages. PMCs for Storage Inspection Work Packages shall be:

Manual type, chapters, and sections	Publication Module Code
Storage Inspection	MI-SECAF-WST00-00
Front matter	MI-SECAF-WST00-01
Ready Storage	MI-SECAF-WSTRS-NN
Extended Storage	MI-SECAF-WSTES-NN
Inspection Criteria	MI-SECAF-WSTIC-NN

[AF 4.9.2-018]

5.64.1.2.8 Publication Module Coding for Illustrated Parts Work Packages. PMCs for Illustrated Parts Work Packages shall be:

Manual type, chapters, and sections	Publication Module Code
Illustrated Parts	MI-SECAF-WIP00-00
Front matter	MI-SECAF-WIP00-01
Chapters	MI-SECAF-WIPSS-NN (Where SS is the system)

[AF 4.9.2-019]

MIL-STD-3048 (USAF)

5.64.1.2.9 Publication Module Coding for Aircraft Engine Testing and Trending Procedures Special Manuals. PMCs for Aircraft Engine Testing and Trending Procedures Special Manuals shall be:

Manual type, chapters, and sections	Publication Module Code
Aircraft Engine Testing and Trending Procedures Manual	MI-SECAF-SAT00-00
Front matter	MI-SECAF-SAT00-01
Alphabetical Index	MI-SECAF-SATAI-NN
Foreword	MI-SECAF-SATFW-NN
Master List of Special Tools, Test Equipment, and Consumables	MI-SECAF-SATML-NN
Technical Procedures	MI-SECAF-SATTP-NN
Specialized Technical Procedures	MI-SECAF-SATSP-NN

[AF 4.9.2-020]

5.64.1.2.10 Publication Module Coding for Aircraft Power Package (Engine Installation Hardware Configuration) Testing Procedures Special Manuals. PMCs for Aircraft Power Package (Engine Installation Hardware Configuration) Testing Procedures Special Manuals shall be:

Manual type, chapters, and sections	Publication Module Code
Aircraft Power Package (Engine Installation Hardware Configuration) Testing Procedures Manual	MI-SECAF-SPT00-00
Front matter	MI-SECAF-SPT00-01
Alphabetical Index	MI-SECAF-SPTAI-NN
Foreword	MI-SECAF-SPTFW-NN
Master List of Special Tools, Test Equipment, and Consumables	MI-SECAF-SPTML-NN
Technical Procedures	MI-SECAF-SPTTP-NN
Specialized Technical Procedures	MI-SECAF-SPTSP-NN

[AF 4.9.2-021]

5.64.1.2.11 Publication Module Coding for Static Firing of Missile Motors Special Manuals. PMCs for Static Firing of Missile Motors Special Manuals shall be:

Manual type, chapters, and sections	Publication Module Code
Static Firing of Missile Motors Manual	MI-SECAF-SFM00-00
Front matter	MI-SECAF-SFM00-01
Alphabetical Index	MI-SECAF-SFMAI-NN
Foreword	MI-SECAF-SFMFW-NN
Master List of Special Tools, Test Equipment, and Consumables	MI-SECAF-SFMML-NN
Technical Procedures	MI-SECAF-SFMTP-NN
Specialized Technical Procedures	MI-SECAF-SFMSP-NN

[AF 4.9.2-022]

MIL-STD-3048 (USAF)

5.64.1.2.12 Publication Module Coding for System Peculiar Corrosion Control Special Manuals. PMCs for System Peculiar Corrosion Control Special Manuals shall be:

Manual type, chapters, and sections	Publication Module Code
System Peculiar Corrosion Control Manual	MI-SECAF-SCO00-00
Front matter	MI-SECAF-SCO00-01
Alphabetical Index	MI-SECAF-SCOAI-NN
Foreword	MI-SECAF-SCOFW-NN
Master List of Special Tools, Test Equipment, and Consumables	MI-SECAF-SCOML-NN
Technical Procedures	MI-SECAF-SCOTP-NN
Specialized Technical Procedures	MI-SECAF-SCOSP-NN

[AF 4.9.2-023]

5.64.1.2.13 Publication Module Coding for Non-Destructive Inspection (NDI) Special Manuals. PMCs for NDI Special Manuals shall be:

Manual type, chapters, and sections	Publication Module Code
Non-Destructive Inspection (NDI) Manual	MI-SECAF-SND00-00
Front matter	MI-SECAF-SND00-01
Alphabetical Index	MI-SECAF-SNDAI-NN
Foreword	MI-SECAF-SNDFW-NN
Master List of Special Tools, Test Equipment, and Consumables	MI-SECAF-SNDML-NN
Technical Procedures	MI-SECAF-SNDTP-NN
Specialized Technical Procedures	MI-SECAF-SNDSP-NN

[AF 4.9.2-024]

5.64.1.2.14 Publication Module Coding for Aircraft Structural Integrity Program (ASIP) Special Manuals. PMCs for ASIP Special Manuals shall be:

Manual type, chapters, and sections	Publication Module Code
Aircraft Structural Integrity Program (ASIP) Manual	MI-SECAF-SSI00-00
Front matter	MI-SECAF-SSI00-01
Alphabetical Index	MI-SECAF-SSIAI-NN
Foreword	MI-SECAF-SSIFW-NN
Master List of Special Tools, Test Equipment, and Consumables	MI-SECAF-SSIML-NN
Technical Procedures	MI-SECAF-SSITP-NN
Specialized Technical Procedures	MI-SECAF-SSISP-NN

[AF 4.9.2-025]

5.64.1.2.15 Publication Module Coding for ATE Operator Test Procedures Special Manuals. PMCs for ATE Operator Test Procedures Special Manuals shall be:

MIL-STD-3048 (USAF)

Manual type, chapters, and sections	Publication Module Code
ATE Operator Test Procedures Manual	MI-SECAF-SAO00-00
Front matter	MI-SECAF-SAO00-01
Alphabetical Index	MI-SECAF-SAOAI-NN
Foreword	MI-SECAF-SAOFW-NN
Master List of Special Tools, Test Equipment, and Consumables	MI-SECAF-SAOML-NN
Technical Procedures	MI-SECAF-SAOTP-NN
Specialized Technical Procedures	MI-SECAF-SAOSP-NN

[AF 4.9.2-026]

5.64.1.2.16 Publication Module Coding for Specialized Storage and Maintenance Procedures: AUR Munitions and Associated Support Equipment, Conventional Components and CMBR Agents Special Manuals. PMCs for Specialized Storage and Maintenance Procedures: AUR Munitions and Associated Support Equipment, Conventional Components and CMBR Agents Special Manuals shall be:

Manual type, chapters, and sections	Publication Module Code
Specialized Storage and Maintenance Procedures: AUR Munitions and Associated Support Equipment, Conventional Components and CMBR Agents Manual	MI-SECAF-SSP00-00
Front matter	MI-SECAF-SSP00-01
Alphabetical Index	MI-SECAF-SSPAI-NN
Foreword	MI-SECAF-SSPFW-NN
Master List of Special Tools, Test Equipment, and Consumables	MI-SECAF-SSPML-NN
Technical Procedures	MI-SECAF-SSPTP-NN
Specialized Technical Procedures	MI-SECAF-SSPSP-NN

[AF 4.9.2-027]

5.64.1.2.17 Publication Module Coding for Parachute Packing Procedures Special Manuals. PMCs for Parachute Packing Procedures Special Manuals shall be:

Manual type, chapters, and sections	Publication Module Code
Parachute Packing Procedures Manual	MI-SECAF-SPP00-00
Front matter	MI-SECAF-SPP00-01
Alphabetical Index	MI-SECAF-SPPAI-NN
Foreword	MI-SECAF-SPPFW-NN
Master List of Special Tools, Test Equipment, and Consumables	MI-SECAF-SPPML-NN
Technical Procedures	MI-SECAF-SPPTP-NN
Specialized Technical Procedures	MI-SECAF-SPPSP-NN

[AF 4.9.2-028]

5.64.1.2.18 Publication Module Coding for Operators Instructions (Hand-Held Flight Computers) Special Manuals. PMCs for Operators Instructions (Hand-Held Flight Computers) Special Manuals shall be:

MIL-STD-3048 (USAF)

Manual type, chapters, and sections	Publication Module Code
Parachute Packing Procedures Manual	MI-SECAF-SOP00-00
Front matter	MI-SECAF-SOP00-01
Alphabetical Index	MI-SECAF-SOPAI-NN
Foreword	MI-SECAF-SOPFW-NN
Master List of Special Tools, Test Equipment, and Consumables	MI-SECAF-SOPML-NN
Technical Procedures	MI-SECAF-SOPTP-NN
Specialized Technical Procedures	MI-SECAF-SOPSP-NN

[AF 4.9.2-029]

5.64.1.2.19 Publication Module Coding for Installation-Engineering Facility (Ground C-E Equipment) Special Manuals. PMCs for Installation-Engineering Facility (Ground C-E Equipment) Special Manuals shall be:

Manual type, chapters, and sections	Publication Module Code
Installation-Engineering facility (Ground C-E equipment) Manual	MI-SECAF-SIE00-00
Front matter	MI-SECAF-SIE00-01
Alphabetical Index	MI-SECAF-SIEAI-NN
Foreword	MI-SECAF-SIEFW-NN
Master list of special tools, test equipment, and consumables	MI-SECAF-SIEML-NN
Technical procedures	MI-SECAF-SIETP-NN
Specialized technical procedures	MI-SECAF-SIESP-NN

[AF 4.9.2-030]

5.64.1.2.20 Publication Module Coding for Checklists. PMCs for Maintenance Checklists and Inspections Manuals shall be:

Manual type, chapters, and sections	Publication Module Code
Checklists Manual	MI-SECAF-WLC00-00
Front matter	MI-SECAF-WCL00-01
Scheduled Inspections, and Maintenance Requirements	MI-SECAF-WCL 11 -NN thru MI-SECAF-CL 16 -NN (Where 11 thru 16 are Chapter 1, Sections 1 thru 6)
Special Inspection, and Maintenance Requirements	MI-SECAF-WCL 21 -NN thru MI-SECAF-CL 024 -NN (Where 21 thru 24 are Chapter 2, Sections 1 thru 4)
Replacement Schedule	MI-SECAF-WCL 03 -00 (Where 03 is Chapter 3)
Repair Restrictions	MI-SECAF-WCL 04-01 and MI-SECAF-WCL 04-02 (Where 04-01 and 04-02 are Chapter 4, Sections 1 and 2)

[AF 4.9.2-031]

5.64.1.2.21 Publication Module Coding for Weight and Balance arrangement. PMCs for Weight and Balance Manuals shall be:

MIL-STD-3048 (USAF)

Manual type, chapters, and sections	Publication Module Code
Mass and Balance Manual	MI-SECAF-WAB00-00
Front matter	MI-SECAF-WAB00-01
Introduction	MI-SECAF-WAB02-NN
Sample Basic Weight Checklists	MI-SECAF-WAB03-NN

[AF 4.9.2-032]

5.64.1.2.22 Publication Module Coding for Nuclear Weapons Basic Information and Loading Procedures Manual (Fighter Aircraft). PMCs for Nuclear Weapons Basic Information and Loading Procedures Manual (Fighter Aircraft) shall be:

Manual type, chapters, and sections	Publication Module Code
Nuclear Weapons Basic Information and Loading Procedures Manual (Fighter Aircraft)	MI-SECAF-WNF00-00
Front matter	MI-SECAF-WNF00-01
Chapter 1 Basic Info	MI-SECAF-WNF10-NN
Section I - General safety requirements	MI-SECAF-WNF11-NN
Section II - Emergency procedures	MI-SECAF-WNF12-NN
Section III - Aircraft description and general arrangement	MI-SECAF-WNF13-NN
Section IV - SE description	MI-SECAF-WNF14-NN
Section V - Bomb/weapon descriptions	MI-SECAF-WNF15-NN
Section VI - General procedures	MI-SECAF-WNF16-NN
Section VII - Aircraft preparation	MI-SECAF-WNF17-NN
Section VIII - Flight Circuit Test (FCT)/functional checks	MI-SECAF-WNF18-NN
Section IX - Stray voltage checks	MI-SECAF-WNF19-NN
Chapter 2 - Bombs/weapons loading procedures	MI-SECAF-WNF20-NN
Chapter 3 - Practice bomb loading procedures	MI-SECAF-WNF30-NN

[AF 4.9.2-033]

5.64.1.2.23 Publication Module Coding for Nuclear Weapons Loading Procedures Manual (Bomber Aircraft). PMCs for Nuclear Weapons Loading Procedures Manual (Bomber Aircraft) shall be:

Manual type, chapters, and sections	Publication Module Code
Nuclear Weapons Loading Procedures Manual (Bomber Aircraft)	MI-SECAF-WNB00-00
Front matter	MI-SECAF-WNB00-01
Chapter 1 General support information	MI-SECAF-WNB10-NN
Chapter 2 - Loading operations	MI-SECAF-WNB20-NN

[AF 4.9.2-034]

5.64.1.2.24 Publication Module Coding for Non-Nuclear Munitions Basic Information Manual (Standard Volume). PMCs for Non-Nuclear Munitions Basic Information Manual (Standard Volume) shall be:

MIL-STD-3048 (USAF)

Manual type, chapters, and sections	Publication Module Code
Non-Nuclear Munitions Basic Information Manual (Standard Volume)	MI-SECAF-WMB00-00
Front matter	MI-SECAF-WMB00-01
Chapter 1 - Munitions description	MI-SECAF-WMB10-NN
Section I - Missiles, rockets, and ammunition	MI-SECAF-WMB11-NN
Section II - Bomb type munitions	MI-SECAF-WMB12-NN
Section III - Fuzes	MI-SECAF-WMB13-NN
Section IV - Impulse cartridges, chaff, flares, and photoflash	MI-SECAF-WMB14-NN
Section V - Munitions accessories	MI-SECAF-WMB15-NN
Chapter 2 - Suspension equipment description	MI-SECAF-WMB20-NN
Section I - Racks	MI-SECAF-WMB21-NN
Section II - Launchers and dispensers	MI-SECAF-WMB22-NN
Chapter 3 - Guns and gun pods description	MI-SECAF-WMB30-NN
Section I - Guns	MI-SECAF-WMB31-NN
Section II - Gun pods	MI-SECAF-WMB32-NN
Chapter 4 - SE description	MI-SECAF-WMB40-NN
Section I - Bomb lift trucks	MI-SECAF-WMB41-NN
Section II - Munitions handling and loading adapters	MI-SECAF-WMB42-NN
Section III - Munitions trailers	MI-SECAF-WMB43-NN
Section IV - Ammunition loading systems	MI-SECAF-WMB44-NN
Section V - Test equipment	MI-SECAF-WMB45-NN
Section VI - Test adapters	MI-SECAF-WMB46-NN
Chapter 5 - Supplementary information	MI-SECAF-WMB50-NN
Section I - Special tools	MI-SECAF-WMB51-NN
Section II and subsequent - Other supplementary information (as many sections as required)	MI-SECAF-WMB52-NN
Chapter 6 - SE inspection criteria and illustrated parts list	MI-SECAF-WMB60-NN
Section I - SE inspection criteria	MI-SECAF-WMB61-NN
Section II - SE illustrated parts breakdown	MI-SECAF-WMB62-NN

[AF 4.9.2-035]

5.64.1.2.25 Publication Module Coding for Non-Nuclear Munitions Loading Procedures Manual. PMCs for Non-Nuclear Munitions Loading Procedures Manual shall be:

Manual type, chapters, and sections	Publication Module Code
Non-Nuclear Munitions Loading Procedures Manual	MI-SECAF-WML00-00
Front matter	MI-SECAF-WML00-01
Chapter 1 - Supplementary information	MI-SECAF-WML10-10

MIL-STD-3048 (USAF)

Manual type, chapters, and sections	Publication Module Code
Section I - General safety requirements	MI-SECAF-WML11-11
Section II - Emergency procedures	MI-SECAF-WML12-12
Section III - Aircraft description and general arrangement	MI-SECAF-WML13-13
Section IV - General procedures	MI-SECAF-WML14-14
Section V - Aircraft preparation	MI-SECAF-WML15-15
Section VI - Functional checks	MI-SECAF-WML16-16
Section VII - Stray voltage checks	MI-SECAF-WML17-17
Chapter 2 - Loading operations	MI-SECAF-WML20-20

[AF 4.9.2-036]

5.64.1.2.26 Publication Module Coding for Integrated Combat Turnaround Procedures Manual. PMCs for Integrated Combat Turnaround Procedures Manual shall be:

Manual type, chapters, and sections	Publication Module Code
Integrated Combat Turnaround Procedures Manual	MI-SECAF-ICM00-00
Front matter	MI-SECAF-ICM00-01
Chapter 1 - Prepositioning and munitions preparation	MI-SECAF-ICM10-NN
Chapter 2 - Servicing/loading	MI-SECAF-ICM20-NN

[AF 4.9.2-037]

5.64.1.2.27 Publication Module Coding for Non-nuclear Munitions Loading Standard Data Packages Manual. PMCs for Non-nuclear Munitions Loading Standard Data Packages Manual shall be:

Manual type, chapters, and sections	Publication Module Code
Non-nuclear Munitions Loading Standard Data Packages Manual	MI-SECAF-WMS00-00
Front matter	MI-SECAF-WMS00-01
Munitions description	MI-SECAF-WMS10-NN
Standard munitions loading procedures	MI-SECAF-WMS20-NN
Standard munitions unloading procedures	MI-SECAF-WMS30-NN

[AF 4.9.2-038]

5.64.1.2.28 Publication Module Coding for Loading Procedures Checklists Manual. PMCs for Loading Procedures Checklists Manual shall be:

Manual type, chapters, and sections	Publication Module Code
Loading Procedures Checklists Manual	MI-SECAF-WLC00-00
Front matter	MI-SECAF-WLC00-01
Load crew briefing	MI-SECAF-WLC01-NN
Emergency procedures (except nuclear weapons loading procedures checklists for bomber aircraft)	MI-SECAF-WLC02-NN

MIL-STD-3048 (USAF)

Manual type, chapters, and sections	Publication Module Code
Loading procedures	MI-SECAF-WLC03-NN
Unloading procedures	MI-SECAF-WLC04-NN

[AF 4.9.2-039]

5.64.1.2.29 Publication Module Coding for Integrated Loading Procedures Checklists Manual. PMCs for Integrated Loading Procedures Checklists Manual shall be:

Manual type, chapters, and sections	Publication Module Code
Integrated Loading Procedures Checklists Manual	MI-SECAF-ILP00-00
Front matter	MI-SECAF-ILP00-01
Chapter 1 - Prepositioning and munitions preparation	MI-SECAF-ILP10-NN
Chapter 2 - Servicing/loading	MI-SECAF-ILP20-NN

[AF 4.9.2-040]

5.64.1.2.30 Publication Module Coding for Nuclear Weapons Loading Procedures Checklists Manual. PMCs for Nuclear Weapons Loading Procedures Checklists Manual shall be:

Manual type, chapters, and sections	Publication Module Code
Nuclear Weapons Loading Procedures Checklists Manual	MI-SECAF-NPC00-00
Front matter	MI-SECAF-NPC00-01
Load crew briefing	MI-SECAF-NPC01-NN
Emergency procedures (except nuclear weapons loading procedures checklists for bomber aircraft)	MI-SECAF-NPC02-NN
Loading procedures	MI-SECAF-NPC03-NN
Unloading procedures	MI-SECAF-NPC04-NN

[AF 4.9.2-041]

5.64.1.2.31 Publication Module Coding for Integrated Combat Turnaround Procedures Checklists Manual. PMCs for Integrated Combat Turnaround Procedures Checklists Manual shall be:

Manual type, chapters, and sections	Publication Module Code
Integrated Combat Turnaround Procedures Checklists Manual	MI-SECAF-ICT00-00
Front matter	MI-SECAF-ICT00-01
Chapter 1 - Prepositioning and munitions preparation	MI-SECAF-ICT10-NN
Chapter 2 - Servicing/loading	MI-SECAF-ICT20-NN

[AF 4.9.2-042]

5.64.1.2.32 Publication Module Coding for NATO Stage B Cross-Servicing Manual. PMCs for NATO Stage B Cross-Servicing Manual shall be:

Manual type, chapters, and sections	Publication Module Code
NATO Stage B Cross servicing Manual	MI-SECAF-NSB00-00

MIL-STD-3048 (USAF)

Manual type, chapters, and sections	Publication Module Code
Checklists (CL-1)	MI-SECAF-NSB01-00
Front matter	MI-SECAF-NSB01-01
General procedures	MI-SECAF-NSB12-NN
Aircraft preparation	MI-SECAF-NSB13-NN
Checklist (CL-2 and subsequent) arrangement	MI-SECAF-NSB20-NN
Front matter	MI-SECAF-NSB21-01
General procedures	MI-SECAF-NSB22-NN
Loading procedures	MI-SECAF-NSB23-NN
Unloading procedures	MI-SECAF-NSB24-NN
Functional Check procedures checklists (CL-1)	MI-SECAF-NSB30-NN
Front matter	MI-SECAF-NSB31-01
General procedures	MI-SECAF-NSB32-NN
Aircraft preparation	MI-SECAF-NSB33-NN
Functional checks	MI-SECAF-NSB34-NN
EOR Checklist (CL-100)	MI-SECAF-NSB40-NN
Front matter	MI-SECAF-NSB41-01
General procedures	MI-SECAF-NSB42-NN
Delayed flight or alert	MI-SECAF-NSB43-NN
Immediately prior to launch	MI-SECAF-NSB44-NN
Safing	MI-SECAF-NSB45-NN

[AF 4.9.2-043]

5.64.1.2.33 Publication Module Coding for Cargo Loading Manual arrangement. PMCs for Cargo Loading Manuals shall be:

Manual type, chapters, and sections	Publication Module Code
Cargo Loading Manual	MI-SECAF-CLG00-00
Front matter	MI-SECAF-CLG00-01
Description of aircraft features	MI-SECAF-CLG02-NN
Aircraft configuration	MI-SECAF-CLG03-NN
Load planning	MI-SECAF-CLG04-NN
Loading	MI-SECAF-CLG05-NN
Offloading	MI-SECAF-CLG06-NN
On/offloading checklists	MI-SECAF-CLG07-NN
Emergency procedures	MI-SECAF-CLG08-NN
Specific procedures	MI-SECAF-CLG09-NN
Air-drop procedures	MI-SECAF-CLG0A-NN

[AF 4.9.2-044]

MIL-STD-3048 (USAF)

5.64.1.2.34 Publication Module Coding for Aircraft Battle Damage Assessment and Repair Manual arrangement. PMCs for Aircraft Battle Damage Assessment and Repair Manuals shall be:

Manual type, chapters, and sections	Publication Module Code
ABDAR Manual	MI-SECAF-ABR00-00
Front matter	MI-SECAF-ABR00-01
Chapter 1 General Information	MI-SECAF-ABRC1-NN
Chapter 2 System Description	MI-SECAF-ABRC2-NN
Chapter 3 Materials	MI-SECAF-ABRC3-NN
Chapter 4 Support Equipment/Special Tools	MI-SECAF-ABRC4-NN
Chapter 5 Abbreviated Functional Checks	MI-SECAF-ABRC5-NN
Chapter 6 Typical Repairs	MI-SECAF-ABRC6-NN
Chapter 7 Interchangeability Data	MI-SECAF-ABRC7-NN
Chapter 8 thru n Zone 1 thru xxx	MI-SECAF-ABRC8- ZZ (Where ZZ is Zone 1 thru n)
Chapter n+1 Engines	MI-SECAF-ABRC9- EN (Where EN is Chapter n=1)
Chapter n+2 Electrical Wiring/Harnesses	MI-SECAF-ABRCA- EL (Where EL is Chapter n=1)

[AF 4.9.2-045]

5.64.1.2.35 Publication Module Coding for TCTOs arrangement. PMCs for TCTOs shall be:

Manual type, chapters, and sections	Publication Module Code
Immediate action	MI-SECAF-TCTOI-NN
Urgent action	MI-SECAF-TCTOU-NN
Routine action	MI-SECAF-TCTOR-NN

[AF 4.9.2-046]

5.64.1.2.36 Publication Module Coding for List of Applicable Publications arrangement. PMCs for LOAPs shall be:

Manual type, chapters, and sections	Publication Module Code
LOAP	MI-SECAF-LAP00-00
Front matter	MI-SECAF-LAP00-01
Chapter 1	MI-SECAF-LAP01-NN
Chapter 2	MI-SECAF-LAP02-NN

[AF 4.9.2-047]

5.64.1.2.37 Publication Module Coding for Acceptance and Functional Check Flight Manual arrangement. PMCs for Acceptance and Functional Check Flight Manuals shall be:

Manual type, chapters, and sections	Publication Module Code
Acceptance and Functional Check Flight Manuals	MI-SECAF-AFCF0-00
Front matter	MI-SECAF-AFCF0-01
Chapters	MI-SECAF-AFCFY- XX (Where XX is a further numerical (00-99) breakdown if required)

MIL-STD-3048 (USAF)

Manual type, chapters, and sections	Publication Module Code
Where Y is a Crew Member Code:	
A	Astronaut (rated officer performing non crew space station duty) or other aircrew member (nonrated)
B	Boom Operator
C	Copilot
D	Parachutist
E	Electronic Warfare Officer or Defensive System Operator
F	Flight Engineer
G	Aerial Gunner
H	Flight Nurse
J	Para-Rescue Member
K	Airborne Communications System
L	Loadmaster or Drop-Master
M	Airborne Mission Systems/Specialist
N	Navigator/Combat Systems Officer
O	Air Battle Manager
P	Pilot
Q	Airborne Linguist/Airborne ISR Operator
R	Navigator-Bombardier or Offensive Systems Operator
S	Flight Surgeon
T	Flight Attendant
U	Remotely Piloted Aircraft Duties
V	Airborne Battle Management Systems (Sensor Operator)
W	Weapon System Officer
X	Non-interference
Y	Rated Flying Duties
Z	Operational Support, Airborne Battle Staff, Airborne Emergency Actions Officer, Mission Crew Commander authorized non crew in-flight duty

[AF 4.9.2-048]

5.64.1.2.38 Publication Module Coding for Work Card Manual arrangement. PMCs for Work Card Manuals shall be:

Manual type, chapters, and sections	Publication Module Code
Work Card Manual	MI-SECAF-WKM00-00
Front matter	MI-SECAF-WKM00-01
Work Area Diagrams	MI-SECAF-WKMAD-NN

MIL-STD-3048 (USAF)

Manual type, chapters, and sections	Publication Module Code
Inspection Requirements	MI-SECAF-WKMRQ-NN
Lubrication Requirements	MI-SECAF-WKMRQ-NN
Work Cards	MI-SECAF-WKM01-SS and MI-SECAF-WKM02-SS (Where WKM01-SS and WKM02-SS are Chapter 1 and Chapter 2 and their sections from the Checklist Manual)

[AF 4.9.2-049]

5.64.1.2.39 Publication Module Coding for Structural Repair Manual arrangement. PMCs for Structural Repair Manuals shall be:

Manual type, chapters, and sections	Publication Module Code
Structure Repair Manual	MI-SECAF-SRM00-00
Section I	MI-SECAF-SRM01-NN
Section II	MI-SECAF-SRM02-NN
Section III	MI-SECAF-SRM03-NN
Repair Section IV	MI-SECAF-SRM04-NN
Repair Section V	MI-SECAF-SRM05-NN
Repair Appendix	MI-SECAF-SRM0A-NN

[AF 4.9.2-050]

5.64.1.2.40 Publication Module Coding for Aircraft Cross-Servicing Guides arrangement. PMCs for Aircraft Cross-Servicing Guides (Stage A) shall be:

Manual type, chapters, and sections	Publication Module Code
Cross-Servicing Guides (Stage A)	MI-SECAF-ACG00-00
Front matter	MI-SECAF-ACG00-01
Leading Particulars	MI-SECAF-ACG02-NN
Flight Line Servicing	MI-SECAF-ACG03-NN
Armament Systems	MI-SECAF-ACG04-NN
Locally Manufactured Equipment	MI-SECAF-ACG05-NN
Glossary	MI-SECAF-ACGGL-NN
Alphabetical Index	MI-SECAF-ACGAI-NN

[AF 4.9.2-051]

5.64.1.2.41 Publication Module Coding for Aircrew Information Manual arrangement. PMCs for Aircrew Information Manuals shall be:

Manual type, chapters, and sections	Publication Module Code
Aircrew Information Manual	MI-SECAF-AIM00-00
Front matter	MI-SECAF-AIM00-01
Section I - Description and operation	MI-SECAF-AIM01-NN
Section II - Normal procedures	MI-SECAF-AIM02-NN

MIL-STD-3048 (USAF)

Manual type, chapters, and sections	Publication Module Code
Section III - Emergency procedures	MI-SECAF-AIM03-NN
Section IV - Mission crew duties and procedures	MI-SECAF-AIM04-NN
Section V - Operating limitations	MI-SECAF-AIM05-NN
Section VI - Flight characteristics	MI-SECAF-AIM06-NN
Section VII - Adverse weather operation	MI-SECAF-AIM07-NN
Section VIII - Air refueling procedures	MI-SECAF-AIM08-NN
Additional sections as approved by acquiring activity	MI-SECAF-AIMAS-NN
Performance data (when specified)	MI-SECAF-AIMPD-NN
Glossary	MI-SECAF-AIMGL-NN
Alphabetical index	MI-SECAF-AIMAI-NN

[AF 4.9.2-052]

5.64.1.2.42 Publication Module Coding for Test Instrument Calibration Manual arrangement. PMCs for Test Instrument Calibration Manuals shall be:

Manual type, chapters, and sections	Publication Module Code
Test Instrument Calibration Manual	MI-SECAF-CPM00-00
Front matter	MI-SECAF-CPM00-01
Identification and description	MI-SECAF-CPM01-NN
Equipment requirements	MI-SECAF-CPM02-NN
Preliminary operations	MI-SECAF-CPM03-NN
Calibration process	MI-SECAF-CPM04-NN
Calibration performance tables	MI-SECAF-CPM05-NN
Appendices (if required)	MI-SECAF-CPM06-NN

[AF 4.9.2-053]

5.64.1.2.43 Publication Module Coding for Space systems - Operational Manuals. PMCs for Space systems - Operational Manuals shall be:

Manual type, chapters, and sections	Publication Module Code
Space systems - Operational Manual	MI-SECAF-SPS00-00
Front matter	MI-SECAF-SPS00-01
Chapter 1, Space system description	MI-SECAF-SPS01-NN
Chapter 2, Space system operating functions	MI-SECAF-SPS02-NN
Chapter 3, Normal operating procedures	MI-SECAF-SPS03-NN
Chapter 4, Emergency procedures	MI-SECAF-SPS04-NN
Chapter 5, Malfunction procedures	MI-SECAF-SPS05-NN
Chapter 6, Operating limitations	MI-SECAF-SPS06-NN
Chapter 7, Crew duties and responsibilities	MI-SECAF-SPS07-NN
Glossary	MI-SECAF-SPSGL-NN

MIL-STD-3048 (USAF)

[AF 4.9.2-054]

5.64.1.2.44 Publication Module Coding for Space systems - Classified Manuals. PMCs for Space systems - Classified Manuals shall be:

Manual type, chapters, and sections	Publication Module Code
Space systems - Classified Manual	MI-SECAF-SSC00-00
Front matter	MI-SECAF-SSC00-01
Chapter 1, Space system description	MI-SECAF-SSC01-NN
Chapter 2, Space system operating functions	MI-SECAF-SSC02-NN
Chapter 3, Normal operating procedures	MI-SECAF-SSC03-NN
Chapter 4, Emergency procedures	MI-SECAF-SSC04-NN
Chapter 5, Malfunction procedures	MI-SECAF-SSC05-NN
Chapter 6, Operating limitations	MI-SECAF-SSC06-NN
Crew duties and responsibilities	MI-SECAF-SSC07-NN
Glossary	MI-SECAF-SSCGL-NN

[AF 4.9.2-055]

5.64.1.2.45 Publication Module Coding for Space systems - Checklists Manual. PMCs for Space systems - Checklists Manual shall be:

Manual type, chapters, and sections	Publication Module Code
Space systems - Checklists Manual	MI-SECAF-SCK00-00
Type I checklists (nonintegrated)	MI-SECAF-SCK01-NN
Type II checklists (integrated)	MI-SECAF-SCK02-NN
Emergency procedures checklists	MI-SECAF-SCK03-NN

[AF 4.9.2-056]

5.64.1.2.46 Publication Module Coding for Intercontinental Ballistic Missile (ICBM) Systems - Operational Manuals. PMCs for Intercontinental Ballistic Missile (ICBM) Systems - Operational Manuals shall be:

Manual type, chapters, and sections	Publication Module Code
ICBM - Operational Manual	MI-SECAF-SIM00-00
Front matter	MI-SECAF-SIM00-01
Chapter 1, Weapon system description	MI-SECAF-SIM01-NN
Chapter 2, Weapon system operating functions	MI-SECAF-SIM02-NN
Chapter 3, Normal operating procedures	MI-SECAF-SIM03-NN
Chapter 4, Emergency procedures	MI-SECAF-SIM04-NN
Chapter 5, Malfunction procedures	MI-SECAF-SIM05-NN
Chapter 6, Operating limitations	MI-SECAF-SIM06-NN
Chapter 7, Crew duties and responsibilities	MI-SECAF-SIM07-NN
Glossary	MI-SECAF-SIMGL-NN

[AF 4.9.2-057]

MIL-STD-3048 (USAF)

5.64.1.2.47 Publication Module Coding for ICBM Systems - Classified Manuals. PMCs for ICBM Systems - Classified Manuals shall be:

Manual type, chapters, and sections	Publication Module Code
ICBM - Classified Manual	MI-SECAF-BMC00-00
Front matter	MI-SECAF-BMC00-01
Chapter 1, Weapon system description	MI-SECAF-BMC01-NN
Chapter 2, Weapon system operating functions	MI-SECAF-BMC02-NN
Chapter 3, Normal operating procedures	MI-SECAF-BMC03-NN
Chapter 4, Emergency procedures	MI-SECAF-BMC04-NN
Chapter 5, Malfunction procedures	MI-SECAF-BMC05-NN
Chapter 6, Operating limitations	MI-SECAF-BMC06-NN
Chapter 7, Crew duties and responsibilities	MI-SECAF-BMC07-NN
Glossary	MI-SECAF-BMCGL-NN

[AF 4.9.2-058]

5.64.1.2.48 Publication Module Coding for ICBM Systems - Checklists Manual. PMCs for ICBM Systems - Checklists Manual shall be:

Manual type, chapters, and sections	Publication Module Code
ICBM - Checklists Manual	MI-SECAF-BCK00-00
Type I checklists (nonintegrated)	MI-SECAF-BCK01-NN
Type II checklists (integrated)	MI-SECAF-BCK02-NN
Emergency procedures checklists	MI-SECAF-BCK03-NN

[AF 4.9.2-059]

5.64.1.2.49 Publication Module Coding for Work Unit Code Manuals (2 Chapter). PMCs for Work Unit Code Manuals (2 Chapter) shall be:

Manual type, chapters, and sections	Publication Module Code
Work Unit Code Manual (2 Chapter)	MI-SECAF-WC200-00
Front matter	MI-SECAF-WC200-01
Type maintenance codes	MI-SECAF-WC202-NN
Action taken codes	MI-SECAF-WC203-NN
When discovered codes	MI-SECAF-WC204-NN
How malfunctioned codes (alphabetic sequence)	MI-SECAF-WC205-NN
How malfunctioned codes (numeric sequence)	MI-SECAF-WC206-NN
Support general codes	MI-SECAF-WC207-NN
Unique data codes for maintenance cost system	MI-SECAF-WC208-NN
Chapter 1 - noun - system/subsystem/reference designation index	MI-SECAF-WC200-NN
Chapter 2 - System/subsystem/reference designation index - noun - work unit code	MI-SECAF-WC220-NN

MIL-STD-3048 (USAF)

[AF 4.9.2-060]

5.64.1.2.50 Publication Module Coding for Work Unit Code Manuals (3 Chapter). PMCs for Work Unit Code Manuals (3 Chapter) shall be:

Manual type, chapters, and sections	Publication Module Code
Work Unit Code Manual (3 Chapter)	MI-SECAF-WC300-00
Front matter	MI-SECAF-WC300-01
Type maintenance codes	MI-SECAF-WC302-NN
Action taken codes	MI-SECAF-WC303-NN
When discovered codes	MI-SECAF-WC304-NN
How malfunctioned codes (alphabetic sequence)	MI-SECAF-WC305-NN
How malfunctioned codes (numeric sequence)	MI-SECAF-WC306-NN
Work unit codes - support general	MI-SECAF-WC307-NN
Unique data codes for maintenance cost system	MI-SECAF-WC308-NN
Chapter 1 - noun - system/subsystem/reference designation index	MI-SECAF-WC310-NN
Chapter 2 - System/subsystem/reference designation index - noun - work unit code	MI-SECAF-WC320-NN
Chapter 3 - Introduction - noun - equipment identification	MI-SECAF-WC330-NN

[AF 4.9.2-061]

5.64.1.2.51 Publication Module Coding for Non-nuclear Weapons Delivery Manuals (1 and 2 volume). PMCs for Non-nuclear Weapons Delivery Manuals (1 and 2 volume) shall be:

Manual type, chapters, and sections	Publication Module Code
Non-Nuclear Weapon Delivery Manual	MI-SECAF-NWA00-00
Specific Aircraft Manual	MI-SECAF-NWASA-00
Front matter	MI-SECAF-NWASA-01
Section I - Description	MI-SECAF-NWAA1-NN
Section II - Normal aircrew procedures	MI-SECAF-NWAA2-NN
Section III - Emergency aircrew procedures	MI-SECAF-NWAA3-NN
Section IV - Supplementary data	MI-SECAF-NWAA4-NN
Section V - Planning procedures and sample problems	MI-SECAF-NWAA5-NN
Section VI - Planning charts and ballistic tables	MI-SECAF-NWAA6-NN
Alphabetical Index	MI-SECAF-NWAAA-NN
Standard Volume Manual	MI-SECAF-NWASV-00
Front matter	MI-SECAF-NWASV-01
Section I - Description	MI-SECAF-NWAV1-NN
Section II - Air-to-surface munitions	MI-SECAF-NWAV2-03
Section III - Fuzes	MI-SECAF-NWAV3-NN

MIL-STD-3048 (USAF)

Manual type, chapters, and sections	Publication Module Code
Section IV - Special equipment	MI-SECAF-NWAV4-NN
Section V - Air-to-air missiles	MI-SECAF-NWAV5-NN
Section VI - Suspension systems	MI-SECAF-NWAV6-NN
Section VII - Safe escape/safe separation	MI-SECAF-NWAV7-NN
Section VIII - Supplementary data error analysis	MI-SECAF-NWAV8-NN
Section IX - Mission planning	MI-SECAF-NWAV9-NN
Alphabetical Index	MI-SECAF-NWAVA-11

[AF 4.9.2-062]

5.64.1.2.52 Publication Module Coding for Nuclear Weapon Delivery Manual (Strategic Bomber Aircraft). PMCs for Nuclear Weapon Delivery Manual (Strategic Bomber Aircraft) shall be:

Manual type, chapters, and sections	Publication Module Code
Nuclear Weapon Delivery Manual (Strategic Bomber Aircraft)	MI-SECAF-NAS00-00
Volume 1 - Nuclear Bomb Basic Information	MI-SECAF-NAS10-00
Front matter	MI-SECAF-NAS10-01
Section I - Bomb description	MI-SECAF-NAS11-NN
Section II - Nuclear bomb effects	MI-SECAF-NAS12-NN
Section III - Bomb limitations	MI-SECAF-NAS13-NN
Section IV - Escape data	MI-SECAF-NAS14-NN
Section V - Supplementary data	MI-SECAF-NAS15-NN
Glossary	MI-SECAF-NASGL-NN
Alphabetical Index	MI-SECAF-NASAI-NN
Volume 2 - Nuclear Bomb Delivery Basic Information and Operating Procedures	MI-SECAF-NAS20-00
Front matter	MI-SECAF-NAS20-01
Section I - Nuclear bomb monitor and control system	MI-SECAF-NAS22-NN
Section II - Nuclear bomb suspension and release system	MI-SECAF-NAS23-NN
Section III - Normal aircrew procedures	MI-SECAF-NAS24-NN
Section IV - Emergency procedures	MI-SECAF-NAS25-NN
Section V - Nuclear practice bomb description	MI-SECAF-NAS26-NN
Glossary	MI-SECAF-NAS27-NN
Volume 3 - Nuclear Bomb Delivery Ballistics	MI-SECAF-NAS30-00
Front matter	MI-SECAF-NAS30-01
Section I - Definition of terms	MI-SECAF-NAS31-NN
Section II - Bombing data	MI-SECAF-NAS32-NN
Section III - Bombing data forms	MI-SECAF-NAS33-NN

MIL-STD-3048 (USAF)

[AF 4.9.2-063]

5.64.1.2.53 Publication Module Coding for Aircrew Nuclear Missile Delivery Manual (Strategic Bomber Aircraft). PMCs for Aircrew Nuclear Missile Delivery Manual (Strategic Bomber Aircraft) shall be:

Manual type, chapters, and sections	Publication Module Code
Aircrew Nuclear Missile Delivery Manual (Strategic Bomber Aircraft)	MI-SECAF-NBM00-00
Volume 1 - Aircrew Weapon Delivery	MI-SECAF-NBM10-00
Front matter	MI-SECAF-NBM10-01
Section I - Description	MI-SECAF-NBM11-NN
Section II - Normal aircrew procedures	MI-SECAF-NBM12-NN
Section III - Emergency aircrew procedures	MI-SECAF-NBM13-NN
Section IV - Supplementary data	MI-SECAF-NBM14-NN
Section V - Operating limitations	MI-SECAF-NBM15-NN
Section VI - Mission planning	MI-SECAF-NBM16-NN
Section VII - Systems operation	MI-SECAF-NBM17-NN
Glossary	MI-SECAF-NBM1G-NN
Alphabetical Index	MI-SECAF-NBM1A-NN
Volume 2 - Aircrew Weapon Delivery, Classified Supplement	MI-SECAF-NBM20-00
Front matter	MI-SECAF-NBM20-01
Section I - Description	MI-SECAF-NBM21-NN
Section II - Normal aircrew procedures	MI-SECAF-NBM22-NN
Section III - Emergency aircrew procedures	MI-SECAF-NBM23-NN
Section IV - Supplementary data	MI-SECAF-NBM24-NN
Section V - Operating limitations	MI-SECAF-NBM25-NN
Section VI - Mission planning	MI-SECAF-NBM26-NN
Section VII - Systems operation	MI-SECAF-NBM27-NN
Glossary	MI-SECAF-NBM2G-NN
Alphabetical Index	MI-SECAF-NBM2A-NN
Volume 3 - Aircrew Weapon Delivery, Mission Planning	MI-SECAF-NBM30-00
Front matter	MI-SECAF-NBM30-01
Section I - Description	MI-SECAF-NBM31-NN
Section II - Mission planning	MI-SECAF-NBM32-NN
Section III - Austere mission planning	MI-SECAF-NBM33-NN
Section IV - Supplementary data	MI-SECAF-NBM34-NN
Section V - Missile signatures	MI-SECAF-NBM35-NN
Glossary	MI-SECAF-NBM3G-NN
Alphabetical Index	MI-SECAF-NBM3A-NN

MIL-STD-3048 (USAF)

[AF 4.9.2-064]

5.64.1.2.54 Publication Module Coding for Aircrew Nuclear Bomb Delivery Manual (Tactical Aircraft). PMCs for Aircrew Nuclear Bomb Delivery Manual (Tactical Aircraft) shall be:

Manual type, chapters, and sections	Publication Module Code
Aircrew Nuclear Bomb Delivery Manual (Strategic Bomber Aircraft)	MI-SECAF-NAT00-00
Volume 1 - Aircrew Nuclear Bomb Delivery Manual	MI-SECAF-NAT10-00
Front matter	MI-SECAF-NAT10-01
Section I - Description	MI-SECAF-NAT11-NN
Section II - Normal aircrew procedures	MI-SECAF-NAT12-NN
Section III - Emergency aircrew procedures	MI-SECAF-NAT13-NN
Section IV - Planning procedures and sample problems	MI-SECAF-NAT14-NN
Section V - Planning charts and tables	MI-SECAF-NAT15-NN
Section VI - Supplementary data	MI-SECAF-NAT16-NN
Glossary	MI-SECAF-NAT1G-NN
Alphabetical Index	MI-SECAF-NAT1A-NN
Volume 2 - Aircrew Practice Bomb Delivery Manual	MI-SECAF-NAT20-00
Front matter	MI-SECAF-NAT20-01
Section I - Description	MI-SECAF-NAT21-NN
Section II - Normal aircrew procedures	MI-SECAF-NAT22-NN
Section III - Planning procedures and sample problems	MI-SECAF-NAT23-NN
Section IV - Error analysis	MI-SECAF-NAT24-NN
Glossary	MI-SECAF-NAT2G-NN
Alphabetical Index	MI-SECAF-NAT2A-NN

[AF 4.9.2-065]

5.64.1.2.55 Publication Module Coding for Non-Nuclear Weapon Delivery Source Data Packages Manual. PMCs for Non-Nuclear Weapon Delivery Source Data Packages Manual shall be:

Manual type, chapters, and sections	Publication Module Code
Non-Nuclear Weapon Delivery Source Data Packages	MI-SECAF-WSDP-NN

[AF 4.9.2-066]

5.64.1.2.56 Publication Module Coding for Non-Nuclear Weapon Delivery Checklists Manual. PMCs for Non-Nuclear Weapon Delivery Checklists Manual shall be:

Manual type, chapters, and sections	Publication Module Code
Non-Nuclear Weapon Delivery Checklist Manual	MI-SECAF-WDC00-00
Front matter	MI-SECAF-WDC00-01

MIL-STD-3048 (USAF)

Manual type, chapters, and sections	Publication Module Code
Checklists Scheduled Inspections and Maintenance Requirements	MI-SECAF-WDC 11 -NN thru MI-SECAF-WDC 16 -NN (Where 11 thru 16 are Chapter 1, Sections 1 thru 6)
Special Inspection and Maintenance Requirements	MI-SECAF-WDC 21 -NN thru MI-SECAF-WDC 24 -NN (Where 21 thru 24 are Chapter 2, Sections 1 thru 4)
Replacement Schedule	MI-SECAF-WDC 30 -NN (Where 30 is Chapter 3)
Repair Restrictions	MI-SECAF-WDC 41 -NN and MI-SECAF-WDC 42 -NN (Where 41 and 42 are Chapter 4, Sections 1 and 2)

[AF 4.9.2-067]

5.64.1.2.57 Publication Module Coding for Nuclear Weapon Delivery Checklist Manual (Strategic Bomber Aircraft). PMCs for Nuclear Weapon Delivery Checklist Manual (Strategic Bomber Aircraft) shall be:

Manual type, chapters, and sections	Publication Module Code
Nuclear Weapon Delivery Checklist Manual (Strategic Bomber Aircraft)	MI-SECAF-NDC00-00
Front matter	MI-SECAF-NDC00-01
Scheduled Inspections and Maintenance Requirements	MI-SECAF-NDC 11 -NN thru MI-SECAF-NDC 16 -NN (Where 11 thru 16 are Chapter 1, Sections 1 thru 6)
Special Inspection and Maintenance Requirements	MI-SECAF-NDC 21 -NN thru MI-SECAF-NDC 24 -NN (Where 21 thru 24 are Chapter 2, Sections 1 thru 4)
Replacement Schedule	MI-SECAF-WCL 30 -NN (Where 30 is Chapter 3)
Repair Restrictions	MI-SECAF-WC 41 -NN and MI-SECAF-WCL 42 -NN (Where 41 and 42 are Chapter 4, Sections 1 and 2)

[AF 4.9.2-068]

5.64.1.2.58 Publication Module Coding for Aircrew Nuclear Bomb Delivery Checklist Manual (Tactical Aircraft). PMCs for Aircrew Nuclear Bomb Delivery Checklist Manual (Tactical Aircraft) shall be:

Manual type, chapters, and sections	Publication Module Code
Aircrew Nuclear Bomb Delivery Checklist Manual (Tactical Aircraft)	MI-SECAF-NAC00-00
Front matter	MI-SECAF-NAC00-01
Scheduled Inspections and Maintenance Requirements	MI-SECAF-NAC 11 -NN thru MI-SECAF-NAC 16 -NN (Where 11 thru 16 are Chapter 1, Sections 1 thru 6)
Special Inspection and Maintenance Requirements	MI-SECAF-NAC 21 -NN thru MI-SECAF-NAC 24 -NN (Where 21 thru 24 are Chapter 2, Sections 1 thru 4)
Replacement Schedule	MI-SECAF-NAC 30 -NN (Where 30 is Chapter 3)
Repair Restrictions	MI-SECAF-NAC 41 -NN and MI-SECAF-NAC 42 -NN (Where 41 and 42 are Chapter 4, Sections 1 and 2)

[AF 4.9.2-069]

5.64.2 Project decisions.

5.64.2.1 Descendant publication numbering. Decide which unique identifying scheme to use for the attribute pmVolume for further descendant publication modules, if required., [PD 4.9.2-001]

MIL-STD-3048 (USAF)5.65 S1000D Chapter 4.10 - Information management - Business rules exchange.5.65.1 USAF business rules.

5.65.1.1 Use of project Business Rules Exchange data module. Projects shall create and use a project Business Rules Exchange (BREX) data module. The project BREX shall use the layered BREX concept to include all higher level BREX. (JS 59 Modified), [AF 4.10-001]

5.65.1.2 Project BREX Reference data module code. The project BREX shall use the DMC below to populate the mandatory BREX Reference. The DMC is that of the USAF BREX which can be obtained at the TMSS website at <https://techdata.wpafb.af.mil/tmss/index.html>.

```
<brexDmRef>
<dmRef>
<dmRefIdent>
<dmCode modelIdentCode="USAF" systemDiffCode="0A00"
systemCode="00" subSystemCode="0" subSubSystemCode="0"
assyCode="00" disassyCode="00" disassyCodeVariant="00"
infoCode="022" infoCodeVariant="A" itemlocation="D"/>
</dmRefIdent>
</dmRef>
</brexDmRef>
```

[AF 4.10-002]

5.65.2 Project decisions.

5.65.2.1 Narrative text. Decide whether to use Simplified Technical English in the narrative content of the project BREX. Refer to ASD-STE100. [PD 4.10-001]

5.66 S1000D Chapter 4.10.1 - Business rules exchange - Coding of BREX data modules.5.66.1 USAF business rules.

5.66.1.1 Project BREX data module code. The model identifier of the project BREX shall be the same value as the model identifier in the data modules and publication modules. [AF 4.10.1-001]

5.66.2 Project decisions. None.

5.67 S1000D Chapter 4.10.2 - Business rules exchange - The BREX data module.5.67.1 USAF business rules.

5.67.1.1 Use of the element <snsDescr>. Projects shall use the element <snsDescr> to provide a description for each specific SNS system. [AF 4.10.2-001]

5.67.1.2 Use of the <snsRules> branch. Projects shall document their SNS and technical names using the <snsRules> branch. [AF 4.10.2-002]

5.67.1.3 Standard Numbering System (SNS) titles. Projects shall include the SNS title identical to the technical name for that SNS. [AF 4.10.2-003]

5.67.1.4 SNS documentation. Projects shall document all applicable codes of the project SNS using the elements <snsSystem>, <snsSubSystem>, <snsSubSubSystem>, and <snsAssy>. [AF 4.10.2-004]

5.67.2 Project decisions.

5.67.2.1 Notations. Decide whether to exclude one or several of the notations (element <notationRule>). These restrictions are to be included in the BREX data module. [PD 4.10.2-001]

5.68 S1000D Chapter 4.12 - Information management - Multiple instances of data modules.5.68.1 USAF business rules.

5.68.1.1 Use of identification extensions. Projects shall restrict the use of identification extensions using the element <identExtension> to Foreign Military Sales (FMS) and Country Standard Technical Order (CSTO) situations. [AF 4.12-001]

5.68.2 Project decisions. None.

MIL-STD-3048 (USAF)5.69 S1000D Chapter 4.14 - Information management - Applicability.5.69.1 USAF business rules. None.5.69.2 Project decisions.5.69.2.1 Providing the human readable part of applicability. Decide whether to provide the human readable part of applicability or rely on the viewer to build the human readable part. [PD 4.14-001]5.69.2.2 Level of applicability life cycle. Decide to what level to implement the life cycle of applicability. [PD 4.14-002]5.69.2.3 Product attribute, conditions naming, and identification scheme. Decide on consistent naming and identification scheme for product attributes and conditions if using the Applicability Cross-reference Table (ACT) and Conditions Cross-reference Table (CCT) data modules. [PD 4.14-003]5.69.2.4 Method of displaying invalid content. Decide on the method that content is presented, which is not valid for the current maintenance context. [PD 4.14-004]5.69.2.5 Number of ACT, CCT and PCT data module instances. Decide whether to provide one instance of each data module type or to segregate the project into multiple instances of each data module type and the method for segregation. [PD 4.14-005]5.70 S1000D Chapter 4.14.1 - Applicability - Applicability cross-reference table.5.70.1 USAF business rules. None.5.70.2 Project decisions.5.70.2.1 Use of product attributes versus conditions. Decide what types of properties about the Product become product attributes (in the ACT data module) versus conditions (in the CCT data module). [PD 4.14.1-001]5.70.2.2 Configuration management of product attributes. Decide on the extent of configuration management and limits of editing access to the product attributes are required. [PD 4.14.1-002]5.71 S1000D Chapter 4.14.2 - Applicability - Conditions cross-reference table.5.71.1 USAF business rules. None.5.71.2 Project decisions.5.71.2.1 Use of the pattern. Decide whether enumeration provides enough information specifying the allowable values for a condition or whether the pattern is also needed. [PD 4.14.2-001]5.71.2.2 Configuration management of the conditions. Decide on the extent of configuration management and limits of editing access to the product attributes are required. [PD 4.14.2-002]5.72 S1000D Chapter 4.14.3 - Applicability - Products cross-reference table.5.72.1 USAF business rules. None.5.72.2 Project decisions.5.72.2.1 Use of a published or a transient data module. Decide whether to publish a static issue of the data module or use the data module as a transient transfer mechanism between an external system and a viewer. [PD 4.14.3-001]5.72.2.2 Scope of the product instances. Decide how many product instances are contained in a data module. [PD 4.14.3-002]5.72.2.3 Configuration management of the product instances. Decide how to configuration manage the list of product instances and associated values for product attributes and conditions. [PD 4.14.3-003]5.73 S1000D Chapter 5 - Information sets and publications. The content of the following S1000D chapters apply in their entirety:

- a. Chapter 5.1 - Information sets and publications - General
- b. Chapter 5.2.1.1 - Common information sets - Crew/Operator information
- c. Chapter 5.2.1.3.3 - Maintenance information - Non-destructive testing

MIL-STD-3048 (USAF)

- d. Chapter 5.2.1.3.4 - Maintenance information - Corrosion control
- e. Chapter 5.2.1.6 - Common information sets - Maintenance planning information
- f. Chapter 5.2.1.8 - Common information sets - Recovery information
- g. Chapter 5.2.1.9 - Common information sets - Equipment information
- h. Chapter 5.2.1.12 - Common information sets - Stores loading information
- i. Chapter 5.2.1.13 - Common information sets - Role change information
- j. Chapter 5.2.1.17 - Common information sets - Material data
- k. Chapter 5.2.2.4 - Air specific information sets - Engine maintenance information
- l. Chapter 5.2.2.5 - Air specific information sets - Power plant build-up information
- m. Chapter 5.2.3.1 - Land/sea specific information sets - Crew/Operator descriptive information
- n. Chapter 5.2.3.2 - Land/sea specific information sets - Crew/Operator operation information
- o. Chapter 5.2.3.3 - Land/sea specific information sets - Crew/Operator sequential operation information
- p. Chapter 5.2.3.4 - Land/sea specific information sets - Crew/Operator fault detection, isolation and resolution information
- q. Chapter 5.3.2.1 - Air specific publications - Aircrew information

The following S1000D chapters contain business rules that are not addressed in this MIL-STD-3048:

- a. Chapter 5.2.1 - Information sets - Common information sets
- b. Chapter 5.2.1.19 - Common information sets - Training
- c. Chapter 5.2.2 - Information sets - Air specific information sets
- d. Chapter 5.2.3 - Information sets - Land/Sea specific information sets
- e. Chapter 5.3 - Information sets and publications - Publications
- f. Chapter 5.3.1 - Publications - Common requirements
- g. Chapter 5.3.1.1 - Common requirements - Front matter
- h. Chapter 5.3.1.3 - Common requirements - Illustrated parts data
- i. Chapter 5.3.2 - Publications - Air specific publications
- j. Chapter 5.3.3 - Publications - Land/Sea specific publications

There are no USAF business rules or project decisions for the following S1000D chapters:

- a. Chapter 5.2.1.3 - Common information sets - Maintenance information
- b. Chapter 5.2.1.18 - Common information sets - Common information and data
- c. Chapter 5.2.2.1 - Air specific information sets - Use of generic information sets
- d. Chapter 5.2.3.5 - Land/sea specific information sets - International, national and regulatory scheduled check information
- e. Chapter 5.3.1.2 - Common requirements - Technical content
- f. Chapter 5.3.2.2 - Air specific publications - Cross servicing guide

NOTE

S1000D allows between 17 and 37 characters for data module codes. For the sake of brevity, this MIL-STD-3048 uses 17 character codes. However the full range of the number of available characters applies.

5.74 S1000D Chapter 5.2 - Information sets and publications - Information sets.

5.74.1 USAF business rules.

MIL-STD-3048 (USAF)

5.74.1.1 Data module coding. Projects shall code data modules in accordance with 5.75 through 5.102. [AF 5.2-001]

5.74.1.2 Scope of content for front matter. The scope of the content of front matter data modules shall be in accordance with MIL-STD-38784 and, where indicated, the associated USAF TMSS manual specification. [AF 5.2-002]

5.74.1.3 Inclusion of front matter. Projects shall include front matter when manual specifications call for it. [AF 5.2-003]

5.74.1.4 Arrangement of content. Projects shall arrange content of manuals in accordance with either MIL-DTL-83495 or MIL-DTL-87929 with the exception of:

- a. IPD (Refer to 5.80)
- b. Weight and balance (Refer to 5.81)
- c. Weapon loading (Refer to 5.82)
- d. Cargo loading (Refer to 5.83)
- e. ABADR (Refer to 5.84)
- f. Service bulletins (Refer to 5.86)
- g. LOAP (Refer to 5.87)
- h. Maintenance checklists and inspections (Refer to 5.88)
- i. Structural repair (Refer to 5.89)
- j. Cross servicing guide (Refer to 5.90)
- k. Aircrew information (Refer to 5.92)
- l. Test instrument calibration (Refer to 5.93)
- m. Space systems - Operational manual (Refer to 5.94)
- n. Space systems - Classified manual (Refer to 5.95)
- o. Space systems - Checklists (Refer to 5.96)
- p. Intercontinental ballistic missile systems - Operational manual (Refer to 5.97)
- q. Intercontinental ballistic missile systems - Classified manual (Refer to 5.98)
- r. Intercontinental ballistic missile systems - Checklists (Refer to 5.99)
- s. Two-chapter Work Unit Codes Manual (Refer to 5.100)
- t. Three-chapter Work Unit Codes Manual (Refer to 5.101)
- u. Weapon delivery (Refer to Para 5.102)

[AF 5.2-004]

5.74.1.5 Disassembly code usage. Unless specified otherwise, the disassembly code is a sequential number, which shall be used if more than one data module is needed. [AF 5.2-005]

5.74.1.6 Standard practices. Standard practices information shall be identified by use of the SNS for standard practices from the S1000D generic SNS and apply the principles of the standard practices in Systems 20, 51, 60, and 70 from S1000D, Chapter 8.2.5. [AF 5.2-006]

5.74.2 Project decisions. None.

5.75 S1000D Chapter 5.2.1.2 - Common information sets - Description and operation.

5.75.1 USAF business rules.

5.75.1.1 Introduction. For descriptions, data modules shall be coded:

YY-Y-YY-YY-YY-NNA-018R-A

For operations, data modules shall be coded:

MIL-STD-3048 (USAF)

YY-Y-YY-YY-YY-NNA-018Q-A

[AF 5.2.1.2-001]

5.75.1.2 Descriptions. Projects shall produce descriptions of the platform, its system, subsystem, sub-subsystems, assemblies, and LRUs, dependent on the maintenance philosophy for the project.

Data modules shall be coded:

YY-Y-YY-YY-YY-NNA-0XXY-A

Where:

0XXY is an information code and variant selected from the Joint Service information codes.

[AF 5.2.1.2-002]

5.75.1.3 Operation. Projects shall produce all the necessary procedures to operate the platform, its system, subsystem, sub-subsystems, assemblies, and LRUs dependent on the operation philosophy for the project.

Data modules shall be coded:

YY-Y-YY-YY-YY-NNA-1XXY-A

Where:

1XXY is an information code and variant selected from the Joint Service information codes.

[AF 5.2.1.2-003]

5.75.1.4 Schematic diagrams. Projects shall prepare schematic diagrams so that they support the functionality as indicated in the TMCR functionality matrix, as selected during the acquiring activity.

Data modules shall be coded:

YY-Y-YY-YY-YY-NNA-054Y-A

Where:

Y is the information code variant selected from the Joint Service information codes.

[AF 5.2.1.2-004]

5.75.1.5 Computer Program Identification Number. Projects shall list all CPINs in a single descriptive data module, designated in accordance with TO 00-5-16.

Data modules shall be coded:

YY-Y-YY-YY-YY-NNA-033C-A

[AF 5.2.1.2-005]

5.75.2 Project decisions. None.

5.76 S1000D Chapter 5.2.1.3.1 - Maintenance information - Maintenance procedures.

5.76.1 USAF business rules.

5.76.1.1 Introduction. Data modules shall be coded:

YY-Y-YY-YY-YY-NNA-018K-A

[AF 5.2.1.3.1-001]

5.76.1.2 Arrangement. Maintenance procedures shall be produced for inclusion in publications modules as described in 5.64. Data modules shall cover the scope of:

- a. Servicing
- b. Examination, tests, and checks
- c. Disconnect, removal, and disassemble
- d. Repairs, and locally make
- e. Assemble, install, and connect

MIL-STD-3048 (USAF)

[AF 5.2.1.3.1-002]

5.76.1.3 Servicing. Data modules shall be coded:

YY-Y-YY-YY-YY-NNA-2XXY-A

Where:

2XXY is an information code and variant selected from the Joint Service information codes.

[AF 5.2.1.3.1-003]

5.76.1.4 Examinations, tests, and checks. Data modules shall be coded:

YY-Y-YY-YY-YY-NNA-3XXY-A

Where:

3XXY is an information code and variant selected from the Joint Service information codes.

[AF 5.2.1.3.1-004]

5.76.1.5 Disconnect, remove, and disassemble. Data modules shall be coded:

YY-Y-YY-YY-YY-NNA-5XXY-A

Where:

5XXY is an information code and variant selected from the Joint Service information codes.

[AF 5.2.1.3.1-005]

5.76.1.6 Repairs and locally make. Data modules shall be coded:

YY-Y-YY-YY-YY-NNA-6XXY-A

Where:

6XXY is an information code and variant selected from the Joint Service information codes.

[AF 5.2.1.3.1-006]

5.76.1.7 Assemble, install, and connect. Data modules shall be coded:

YY-Y-YY-YY-YY-NNA-7XXY-A

Where:

7XXY is an information code and variant selected from the Joint Service information codes.

[AF 5.2.1.3.1-007]

5.76.2 Project decisions. None.5.77 S1000D Chapter 5.2.1.3.2 - Maintenance information - Fault Manual.5.77.1 USAF business rules.5.77.1.1 Scope of content. The scope of the content of the fault manual data modules shall be in accordance with MIL-DTL-83495. [AF 5.2.1.3.2-001]5.77.1.2 Introduction. Data modules shall be coded:

YY-Y-YY-YY-YY-NNA-018C-A

[AF 5.2.1.3.2-002]

5.77.1.3 Arrangement. A publication module for the fault manual shall be produced and coded in accordance with 5.64. Descendant publication modules shall cover:

- a. Front matter
- b. Fault isolation
- c. Fault reporting
- d. Fault indexes
- e. Fault log book reports

MIL-STD-3048 (USAF)

f. Location of parts

[AF 5.2.1.3.2-003]

5.77.1.4 Fault isolation data module coding. Data module coding shall follow the general rule for the SNS and disassembly code:

YY-Y-YY-YY-AA-NNA-4ZZA-A

Where:

YY-YY is the system, subsystem, and sub-subsystem in accordance with 5.52.

AA is the alpha identifier in accordance with MIL-DTL-83495.

NN is the location in accordance with MIL-DTL-83495 or the first two characters of the zone code. Refer to 5.7.

4ZZ is a sequential number from 420 through 428.

[AF 5.2.1.3.2-004]

5.77.1.5 Fault reporting - Isolated faults. Data modules shall be coded:

YY-Y-YY-YY-YY-NNA-411A-A

[AF 5.2.1.3.2-005]

5.77.1.6 Fault reporting - Detected faults. Data modules shall be coded:

YY-Y-YY-YY-YY-NNA-412A-A

[AF 5.2.1.3.2-006]

5.77.1.7 Fault reporting - Observed faults. Data modules shall be coded:

YY-Y-YY-YY-YY-NNA-413A-A

[AF 5.2.1.3.2-007]

5.77.1.8 General descriptions of observed faults. Data modules shall be coded:

YY-Y-YY-YY-YY-NNA-410K-A

[AF 5.2.1.3.2-008]

5.77.1.9 Correlated faults. Data modules shall be coded:

YY-Y-YY-YY-YY-NNA-414A-A

[AF 5.2.1.3.2-009]

5.77.1.10 Fault impacts. Data modules shall be coded:

YY-Y-YY-YY-YY-NNA-415A-A

[AF 5.2.1.3.2-010]

5.77.1.11 Fault indexes. A descendant publication module shall be produced to cover:

- a. Fault symptom index
- b. Fault system/subsystem index
- c. Fault master index
- d. General fault assessment tables
- e. Malfunction index
- f. Message index
- g. Fault code reference index

[AF 5.2.1.3.2-011]

5.77.1.12 Fault symptom index. Data modules shall be coded:

YY-Y-YY-YY-YY-NNA-410B-A

MIL-STD-3048 (USAF)

[AF 5.2.1.3.2-012]

5.77.1.13 Fault system/subsystem index. Data modules shall be coded:

YY-Y-YY-YY-YY-NNA-410C-A

[AF 5.2.1.3.2-013]

5.77.1.14 Fault master index. Data modules shall be coded:

YY-Y-YY-YY-YY-NNA-410D-A

[AF 5.2.1.3.2-014]

5.77.1.15 General fault assessment tables. Data modules shall be coded:

YY-Y-YY-YY-YY-NNA-410E-A

[AF 5.2.1.3.2-015]

5.77.1.16 Malfunction index. Data modules shall be coded:

YY-Y-YY-YY-YY-NNA-410F-A

[AF 5.2.1.3.2-016]

5.77.1.17 Message index. Data modules shall be coded:

YY-Y-YY-YY-YY-NNA-410G-A

[AF 5.2.1.3.2-017]

5.77.1.18 Fault code reference index. Data modules shall be coded:

YY-Y-YY-YY-YY-NNA-410H-A

[AF 5.2.1.3.2-018]

5.77.1.19 Fault log book reports. Data modules shall be coded:

YY-Y-YY-YY-YY-NNA-410J-A

[AF 5.2.1.3.2-019]

5.77.1.20 Location of parts. Data modules shall be coded:

YY-Y-YY-YY-YY-NNA-055Y-A

Where:

Y is an information code variant selected from the Joint Service information codes.

[AF 5.2.1.3.2-020]

5.77.2 Project decisions. None.5.78 S1000D Chapter 5.2.1.3.5 - Maintenance information - Storage.5.78.1 USAF business rules.5.78.1.1 Scope of content. The scope of content of the storage information data modules shall be in accordance with MIL-DTL-83495, MIL-STD-129, TO 00-20-1, and TO 1-1-17. [AF 5.2.1.3.5-001]5.78.1.2 Data module coding definitions. Projects shall use the data module coding definitions that are given in S1000D, Chapter 5.2.1.3.5, for data module coding described in this section. [AF 5.2.1.3.5-002]5.78.1.3 Arrangement. A publication module for the storage information manual shall be produced and coded in accordance with 5.64. Descendant publication modules shall cover:

- a. Introduction
- b. Temporary storage
- c. Extended storage

[AF 5.2.1.3.5-003]

5.78.1.4 Introduction. Data modules shall be coded:

MIL-STD-3048 (USAF)

YY-Y-10-30-YY-NNA-018A-A

[AF 5.2.1.3.5-004]

5.78.1.5 Purpose. Data modules shall be coded:

YY-Y-10-30-YY-NNA-800A-A

[AF 5.2.1.3.5-005]

5.78.1.6 Types of Storage. Data modules shall be coded:

YY-Y-10-30-YY-NNA-812A-A

Where:

NN is a sequential number starting from "01" that shall be used for each type of storage.

[AF 5.2.1.3.5-006]

5.78.1.7 General Instructions. Data modules shall be coded:

YY-Y-10-30-YY-NNA-812A-A

Where:

NN is set to 00.

[AF 5.2.1.3.5-007]

5.78.1.8 Special tools and test equipment. Data modules shall be coded:

YY-Y-10-30-YY-NNA-804A-A

[AF 5.2.1.3.5-008]

5.78.1.9 Temporary storage. A descendant publication module shall be produced to cover:

- a. Preparation and securing
- b. Inspection and treatment during storage
- c. Removal preparation and securing

[AF 5.2.1.3.5-009]

5.78.1.10 Preparation and securing information. A descendant publication module shall be produced to cover:

- a. Preservation
- b. Preparation for transport
- c. Procedures to put the items to be stored into containers
- d. Procedures to load vehicle into another
- e. Tie-down points and cable information

[AF 5.2.1.3.5-010]

5.78.1.11 Preservation. Data modules shall be coded:

YY-A-10-30-00-NNA-810Y-A

[AF 5.2.1.3.5-011]

5.78.1.12 Preparation for transport. Data modules shall be coded:

YY-A-10-30-00-NNA-811Y-A

[AF 5.2.1.3.5-012]

5.78.1.13 Procedures to put the items to be stored into containers. Data modules shall be coded: YY-A-

10-30-00-NNA-830Y-A

[AF 5.2.1.3.5-013]

5.78.1.14 Procedures to load vehicle into another. Data modules shall be coded:

MIL-STD-3048 (USAF)

YY-A-10-30-00-NNA-831Y-A

[AF 5.2.1.3.5-014]

5.78.1.15 Tie-down points and cable information. Data modules shall be coded:

YY-A-10-20-YY-00A-811F-A

[AF 5.2.1.3.5-015]

5.78.1.16 Inspection and treatment during storage. A descendant publication module shall be produced to cover:

- a. Procedures to keep the stored items serviceable in storage
- b. Movement of stored items to another location
- c. Life data of items in storage

[AF 5.2.1.3.5-016]

5.78.1.17 Procedures to keep the stored items serviceable in storage. Data modules shall be coded: YY-

A-10-30-00-NNA-850Y-A

[AF 5.2.1.3.5-017]

5.78.1.18 Movement of stored items to another location. Data modules shall be coded: YY-

A-10-30-00-NNA-860Y-A

[AF 5.2.1.3.5-018]

5.78.1.19 Life data of the items in storage. Data modules shall be coded: YY-

A-10-30-00-NNA-890Y-A

[AF 5.2.1.3.5-019]

5.78.1.20 Removal. A descendant publication module shall be produced to cover:

- a. Removal of preservation materials
- b. Procedures to remove the stored items from containers
- c. Procedures to unload vehicle from another
- d. Preparation of stored items for use after storage
- e. Preparation of stored items for use after transport
- f. Acceptance of stored items from storage before use

[AF 5.2.1.3.5-020]

5.78.1.21 Removal of preservation materials. Data modules shall be coded:

YY-A-10-40-00-NNA-820Y-A

[AF 5.2.1.3.5-021]

5.78.1.22 Procedures to remove the stored items from containers. Data modules shall be coded: YY-

A-10-40-00-NNA-840Y-A

[AF 5.2.1.3.5-022]

5.78.1.23 Procedures to unload vehicle from another. Data modules shall be coded:

YY-A-10-40-00-NNA-841Y-A

[AF 5.2.1.3.5-023]

5.78.1.24 Preparation of stored items for use after storage. Data modules shall be coded: YY-

A-10-40-00-NNA-870Y-A

[AF 5.2.1.3.5-024]

5.78.1.25 Preparation of stored items for use after transport. Data modules shall be coded:

MIL-STD-3048 (USAF)

YY-A-10-40-00-NNA-871Y-A

[AF 5.2.1.3.5-025]

5.78.1.26 Acceptance of stored items from storage before use. Data modules shall be coded: YY-A-10-40-00-NNA-880Y-A

[AF 5.2.1.3.5-026]

5.78.1.27 Extended Storage. A descendant publication module shall be produced to cover:

- a. Preparation and securing
- b. Inspection and treatment during storage
- c. Removal

[AF 5.2.1.3.5-027]

5.78.1.28 Preparation and Securing. A descendant publication module shall be produced to cover:

- a. Preservation
- b. Preparation for transport
- c. Procedures to put the items to be stored into containers
- d. Procedures to load vehicle into another
- e. Tie-down points and cable information
- f. Openings that must be sealed from rain and dust

[AF 5.2.1.3.5-028]

5.78.1.29 Preservation. Data modules shall be coded:

YY-A-A10-31-00-NNA-810Y-A

[AF 5.2.1.3.5-029]

5.78.1.30 Preparation for transport. Data modules shall be coded:

YY-A-A10-31-00-NNA-811Y-A

[AF 5.2.1.3.5-030]

5.78.1.31 Procedures to put the items to be stored into containers. Data modules shall be coded: YY-A-10-31-00-NNA-830Y-A

[AF 5.2.1.3.5-031]

5.78.1.32 Procedures to load vehicle into another. Data modules shall be coded:

YY-A-10-31-00-NNA-831Y-A

[AF 5.2.1.3.5-032]

5.78.1.33 Tie-down points and cable information. Data modules shall be coded:

YY-A-10-21-YY-00A-811F-A

[AF 5.2.1.3.5-033]

5.78.1.34 Openings that must be sealed from rain and dust. Data modules shall be coded: YY-

A-10-00-YY-NNA-055A-A

[AF 5.2.1.3.5-034]

5.78.1.35 Inspection and treatment during storage. A descendant publication module shall be produced to cover:

- a. Procedures to keep the stored items serviceable in storage
- b. Movement of the stored Product to another location

MIL-STD-3048 (USAF)

c. Life data of the Product in storage

[AF 5.2.1.3.5-035]

5.78.1.36 Procedures to keep the stored items serviceable in storage. Data modules shall be coded: YY-A-10-31-00-NNA-850Y-A

[AF 5.2.1.3.5-036]

5.78.1.37 Movement of stored items to another location. Data modules shall be coded: YY-A-10-31-00-NNA-860Y-A

[AF 5.2.1.3.5-037]

5.78.1.38 Life data of the items in storage. Data modules shall be coded: YY-A-10-31-00-NNA-890Y-A

[AF 5.2.1.3.5-038]

5.78.1.39 Removal. A descendant publication module shall be produced to cover:

- a. Removal of preservation materials
- b. Procedures to remove the stored items from containers
- c. Procedures to unload vehicle from another
- d. Preparation of stored items for use after storage
- e. Preparation of stored items for use after transport
- f. Acceptance of stored items from storage before use

[AF 5.2.1.3.5-039]

5.78.1.40 Removal of preservation materials. Data modules shall be coded: YY-A-10-41-00-NNA-820Y-A

[AF 5.2.1.3.5-040]

5.78.1.41 Procedures to remove the stored items from containers. Data modules shall be coded: YY-A-10-41-00-NNA-840Y-A

[AF 5.2.1.3.5-041]

5.78.1.42 Procedures to unload vehicle from another. Data modules shall be coded: YY-A-10-41-00-NNA-841Y-A

[AF 5.2.1.3.5-042]

5.78.1.43 Preparation of stored items for use after storage. Data modules shall be coded: YY-A-10-41-00-NNA-870Y-A

[AF 5.2.1.3.5-043]

5.78.1.44 Preparation of stored items for use after transport. Data modules shall be coded: YY-A-10-41-00-NNA-871Y-A

[AF 5.2.1.3.5-044]

5.78.1.45 Acceptance of stored items from storage before use. Data modules shall be coded: YY-A-10-41-00-NNA-880Y-A

[AF 5.2.1.3.5-045]

5.78.2 Project decisions. None.

5.79 S1000D Chapter 5.2.1.4 - Common information sets - Wiring data.

5.79.1 USAF business rules.

MIL-STD-3048 (USAF)

5.79.1.1 Scope of content. The scope of content of the wiring information data modules shall be in accordance with MIL-DTL-83495 and S1000D. [AF 5.2.1.4-001]

5.79.1.2 Arrangement. A publication module for the wiring data manual shall be produced and coded in accordance with 5.64. Descendant publication modules shall cover:

- a. Front matter
- b. Chapter 1 - General
- c. Chapter 2 - Equipment list
- d. Chapter 3 - Wire harness and connection lists
- e. Chapter 4 and subsequent - Wiring diagrams

[AF 5.2.1.4-002]

5.79.1.3 Chapter 1 - General. A descendant publication module shall be produced to cover:

- a. Explanation of the standard numbering system and Higher Level Designations (HLD)
- b. How to find the applicable wiring diagram
- c. How to use the wire lists
- d. How to use the connection list

[AF 5.2.1.4-003]

5.79.1.4 Explanation of the standard numbering system and Higher Level Designations (HLD). Data modules shall be coded:

YY-A-91-00-00-NNA-018L-A

[AF 5.2.1.4-004]

5.79.1.5 How to find the applicable wiring diagram. Data modules shall be coded: YY-

A-91-00-00-NNA-018B-A

[AF 5.2.1.4-005]

5.79.1.6 How to use the wire lists. Data modules shall be coded:

YY-A-91-00-00-NNA-051A-A

[AF 5.2.1.4-006]

5.79.1.7 How to use the connection list. Data modules shall be coded:

YY-A-91-00-00-NNA-053A-A

[AF 5.2.1.4-007]

5.79.1.8 Chapter 2 - Equipment list. For preceding descriptive information, data modules shall be coded:

YY-A-91-YY-YY-NNA-040A-A

For equipment lists, data modules shall be coded:

YY-A-YY-**ZZ**-YY-NNA-056A-A

Where:

ZZ are the first two characters of the zone code.

[AF 5.2.1.4-008]

5.79.1.9 Chapter 3 - Wire harness and connection lists. For preceding descriptive information, data modules shall be coded:

YY-A-91-YY-YY-NNA-040A-A

For wire harness lists, data modules shall be coded:

YY-A-YY-**ZZ**-YY-NNA-058A-A

MIL-STD-3048 (USAF)

Where:

ZZ are the first two characters of the zone code.

For connection lists, data modules shall be coded:

YY-A-91-**ZZ**-YY-NNA-057E-A

Where:

ZZ are the first two characters of the zone code.

[AF 5.2.1.4-009]

5.79.1.10 Chapter 4 and subsequent - Wiring diagrams. For the numeric indexes, data modules shall be coded:

YY-A-91-YY-YY-NNA-013A-A

Where:

YY is the system that the wiring diagram is referring to.

[AF 5.2.1.4-010]

5.79.1.11 Chapter 4 Publication modules. For systems with multiple wiring diagrams and a single numeric index, wiring diagram publication modules shall be produced and coded in accordance with 5.64. [AF 5.2.1.4-011]

5.79.1.12 Schematic diagrams manual. A publication module for the schematic diagrams manual shall be produced and coded in accordance with 5.64. Descendant publication modules shall cover:

- a. Front matter
- b. Chapter 1 - General
- c. Chapter 2 and subsequent - Schematic diagrams

[AF 5.2.1.4-012]

5.79.1.13 Chapter 1 - General. Data modules shall be produced to cover the following:

- a. Explanation of the standard numbering system and Higher Level Designations (HLD)
- b. How to find the applicable schematic diagram
- c. How to use the schematic lists
- d. How to use the connection list

[AF 5.2.1.4-013]

5.79.1.14 Explanation of the standard numbering system and Higher Level Designations (HLD). Refer to 5.79.1.4. [AF 5.2.1.4-014]

5.79.1.15 How to find the applicable schematic diagram. Data modules shall be coded: YY-

Y-YY-YY-YY-NNA-0018B-A

[AF 5.2.1.4-015]

5.79.1.16 How to use the schematic lists. Data modules shall be coded:

YY-A-YY-YY-00-NNA-054A-A

[AF 5.2.1.4-016]

5.79.1.17 How to use the connection list. Data modules shall be coded:

YY-A-YY-YY-00-NNA-053A-A

[AF 5.2.1.4-017]

5.79.1.18 Chapter 2 and subsequent - Schematic diagrams. Data modules shall be coded: YY-

Y-YY-YY-YY-NNA-054A-A

or

MIL-STD-3048 (USAF)

YY-Y-YY-YY-YY-NNA-054B-A

[AF 5.2.1.4-018]

5.79.2 Project decisions. None.5.80 S1000D Chapter 5.2.1.5 - Common information sets - Illustrated parts data.5.80.1 USAF business rules.5.80.1.1 Scope of content. The scope of content of the Illustrated Parts Data data modules shall be in accordance with MIL-DTL-38807 and S1000D. [AF 5.2.1.5-001]5.80.1.2 Arrangement. A publication module for the illustrated parts manual shall be produced and coded in accordance with 5.64. Descendant publication modules shall cover:

- a. Front matter
- b. Chapter 1 - Foreword
- c. Chapter 2 - Maintenance Parts List (MPL)
- d. Chapter 3 - Numerical index
- e. Chapter 4 - Reference Designation Index and System Subsystem Sub-subsystem Number

[AF 5.2.1.5-002]

5.80.1.3 Front matter. Front matter shall be in accordance with MIL-STD-38784 and MIL-DTL-38807.

[AF 5.2.1.5-003]

5.80.1.4 Chapter 1 - Foreword. A descendant publication module shall be produced to cover:

- a. Model(s) covered
- b. Serialization
- c. Finding part numbers, illustration, description
- d. Listing of similar assemblies
- e. Parts in kits or quick-change units
- f. Symbols
- g. Sheet number explanation
- h. Usable on codes
- i. Source, Maintenance, and Recoverability (SMR) codes
- j. Nuclear hardness
- k. Electrostatic Discharge Sensitive (ESDS) parts
- l. Parts standardization
- m. Manufacturer's list

[AF 5.2.1.5-004]

5.80.1.5 Model(s) covered. Data modules shall be coded:

YY-A-YY-YY-YY-NNA-014A-A

[AF 5.2.1.5-005]

5.80.1.6 Serialization. Data modules shall be coded:

YY-A-YY-YY-YY-NNA-020A-A

[AF 5.2.1.5-006]

5.80.1.7 Finding part numbers, illustration, description. Data modules shall be coded:

YY-A-YY-YY-YY-NNA-018B-A

[AF 5.2.1.5-007]

MIL-STD-3048 (USAF)

5.80.1.8 Listing of similar assemblies. Data modules shall be coded:

YY-A-YY-YY-YY-NNA-607D-A

[AF 5.2.1.5-008]

5.80.1.9 Parts in kits or quick-change units. Data modules shall be coded:

YY-A-YY-YY-YY-NNA-607C-A

[AF 5.2.1.5-009]

5.80.1.10 Symbols. Data modules shall be coded:

YY-A-YY-YY-YY-NNA-007A-A

[AF 5.2.1.5-010]

5.80.1.11 Sheet number explanation. Data modules shall be coded:

YY-A-YY-YY-YY-NNA-029A-A

[AF 5.2.1.5-011]

5.80.1.12 Usable on codes. Data modules shall be coded:

YY-A-YY-YY-YY-NNA-018L-A

[AF 5.2.1.5-012]

5.80.1.13 Source, Maintenance, and Recoverability (SMR) codes. Data modules shall be coded: YY-

A-YY-YY-YY-NNA-940A-A

and shall include the following statement:

"This manual contains Joint Military Service Uniform Source, Maintenance, and Recoverability (SMR) codes. Definitions of these SMR codes are available in TO 00-25-195."

[AF 5.2.1.5-013]

5.80.1.14 Nuclear hardness. Data modules shall be coded:

YY-A-YY-YY-YY-NNA-075A-A

[AF 5.2.1.5-014]

5.80.1.15 Electrostatic Discharge Sensitive (ESDS) parts. Data modules shall be coded:

YY-A-YY-YY-YY-NNA-012R-A

[AF 5.2.1.5-015]

5.80.1.16 Parts standardization. Data modules shall be coded:

YY-A-YY-YY-YY-NNA-940A-A

and shall include the following statement:

"Parts Standardization. Authority for use of a part number different than the part number listed in this IPB is established by the Department of Defense (DoD) Interchangeability and Substitution (I&S) Program. Refer to the DO43B Master Item Identification Base for USAF I&S information. The maintenance technician has final responsibility and authority for determining acceptability of substitute parts."

[AF 5.2.1.5-016]

5.80.1.17 Manufacturers list. Data modules shall be coded:

YY-A-YY-YY-YY-NNA-019B-A

[AF 5.2.1.5-017]

5.80.1.18 Chapter 2 - Maintenance Parts List (MPL). Data modules shall be coded: YY-

A-YY-YY-YY-NNA-941A-A

[AF 5.2.1.5-018]

MIL-STD-3048 (USAF)

5.80.1.19 Chapter 3 - Numerical Index. Data modules shall be coded:

YY-A-YY-YY-YY-NNA-942B-A

[AF 5.2.1.5-019]

5.80.1.20 Chapter 4 - Reference Designation Index and System Subsystem Sub-subsystem Number. Data modules shall be coded:

YY-A-YY-YY-YY-NNA-942C-A

[AF 5.2.1.5-020]

5.80.2 Project decisions. None.

5.81 S1000D Chapter 5.2.1.7 - Common information sets - Weight and balance information.

5.81.1 USAF business rules.

5.81.1.1 Scope of content. The scope of content of the weight and balance information data modules shall be in accordance with MIL-DTL-5920 and TO 1-1B-50. [AF 5.2.1.7-001]

5.81.1.2 Arrangement. A publication module for the weight checklists manual shall be produced and coded in accordance with 5.64. Descendant publication modules shall cover:

- a. Weight checklists
- b. Loading data

[AF 5.2.1.7-002]

5.81.1.3 Data module coding. Data module coding shall follow the general rule:

YY-Y-08-YY-YY-NNA-YYYA-A

[AF 5.2.1.7-003]

5.81.1.4 Weight checklists. A publication module for the weight checklists manual shall be produced and coded in accordance with 5.64. Descendant publication modules shall cover:

- a. Front matter
- b. Introduction
- c. Sample basic weight checklists

[AF 5.2.1.7-004]

5.81.1.5 Weight checklists PM title. The element `<pmTitle>` of the weight checklist publication module shall contain the words SAMPLE BASIC WEIGHT CHECKLISTS. [AF 5.2.1.7-005]

5.81.1.6 Introduction - weight checklists. Data modules shall be coded:

YY-Y-08-30-YY-NNA-018A-A

[AF 5.2.1.7-006]

5.81.1.7 Sample basic weight checklists. Data modules shall be coded:

YY-Y-08-30-1Y-NNA-000A-A

[AF 5.2.1.7-007]

5.81.1.8 Weight checklists control. Data modules shall be coded:

YY-Y-08-30-2Y-NNA-000A-A

[AF 5.2.1.7-008]

5.81.1.9 Loading data. A publication module for the loading data manual shall be produced and coded in accordance with 5.64. Descendant publication modules shall cover:

- a. Front matter
- b. Introduction
- c. Loading data

MIL-STD-3048 (USAF)

[AF 5.2.1.7-009]

5.81.1.10 Loading data PM title. The element **<pmTitle>** of the loading data publication module shall contain the words LOADING DATA. [AF 5.2.1.7-010]

5.81.1.11 Loading data. Data modules shall be coded:

YY-Y-08-40-1Y-NNA-000A-A

[AF 5.2.1.7-011]

5.81.1.12 Loading data control. Data modules shall be coded:

YY-Y-08-40-2Y-NNA-000A-A

[AF 5.2.1.7-012]

5.81.2 Project decisions. None.

5.82 S1000D Chapter 5.2.1.10 - Common information sets - Weapon loading information.

5.82.1 USAF business rules.

5.82.1.1 Scope of content. The scope of content of the weapons loading data modules shall be in accordance with MIL-DTL-9977. [AF 5.2.1.10-001]

5.82.1.2 Arrangement. A publication module for the weapon loading manual shall be produced and coded in accordance with 5.64. Descendant publication modules shall cover:

- a. Nuclear weapons basic information and loading procedures manual (fighter aircraft)
- b. Nuclear weapons loading procedures manual (bomber aircraft)
- c. Nonnuclear munitions basic information manual (standard volume)
- d. Nonnuclear munitions loading procedures manual
- e. Integrated combat turnaround procedures manual
- f. Nonnuclear munitions loading standard data packages
- g. Loading procedures checklists

[AF 5.2.1.10-002]

5.82.1.3 Nuclear weapons basic information and loading procedures manual (fighter aircraft) - Arrangement. A publication module for the nuclear weapons basic information and loading procedures (fighter aircraft) manual shall be produced and coded in accordance with 5.64. Descendant publication modules shall cover:

- a. Front matter
- b. Chapter 1 - Basic information
- c. Chapter 2 - Bombs/weapons loading procedures
- d. Chapter 3 - Practice bomb loading procedures

[AF 5.2.1.10-003]

5.82.1.4 Chapter 1 - Basic information - Arrangement. A descendant publication module shall be produced to cover:

- a. Section I - General safety requirements
- b. Section II - Emergency procedures
- c. Section III - Aircraft description and general arrangement
- d. Section VI - Support equipment description
- e. Section V - Bomb/weapon descriptions
- f. Section VI - General procedures
- g. Section VII - Aircraft preparation
- h. Section VIII - Flight circuit test (FCT)/functional checks

MIL-STD-3048 (USAF)

i. Section IX - Stray voltage checks

[AF 5.2.1.10-004]

5.82.1.5 Section I - General safety requirements. Data modules shall be coded:

YY-Y-14-50-YY-NNA-012N-A

[AF 5.2.1.10-005]

5.82.1.6 Section II - Emergency procedures. Data modules shall be coded:

YY-Y-14-50-YY-NNA-140A-A

[AF 5.2.1.10-006]

5.82.1.7 Section III - Aircraft description and general arrangement. Data modules shall be coded: YY-

Y-YY-YY-YY-NNA-04XY-A

Where:

XY is an information code and variant selected from the Joint Service information codes.

[AF 5.2.1.10-007]

5.82.1.8 Section IV - Support equipment description. Data modules shall be coded:

YY-Y-14-50-YY-NNA-105A-A

[AF 5.2.1.10-008]

5.82.1.9 Section V - Bomb/weapon descriptions. Data modules shall be coded:

YY-Y-14-51-YY-NNA-105A-A

[AF 5.2.1.10-009]

5.82.1.10 Section VI - General procedures. Data modules shall be coded:

YY-Y-14-51-YY-NNA-ZXXY-A

Where:

Z is 1, 2, or 3.**XXY** is an information code and variant selected from the Joint Service information codes.

[AF 5.2.1.10-010]

5.82.1.11 Section VII - Aircraft preparation. Data modules shall be coded:

YY-Y-14-51-YY-NNA-160E-A

[AF 5.2.1.10-011]

5.82.1.12 Section VIII - Flight circuit test (FCT)/functional checks. Data modules shall be coded: YY-

Y-14-51-YY-NNA-160H-A

[AF 5.2.1.10-012]

5.82.1.13 Section IX - Stray voltage checks. Data modules shall be coded:

YY-Y-14-51-YY-NNA-367B-A

[AF 5.2.1.10-013]

5.82.1.14 Chapter 2 - Bombs/weapons loading procedures. A descendant publication module shall be produced to cover:

- a. General
- b. Loading procedures
- c. Unloading procedures
- d. Ferry procedures

MIL-STD-3048 (USAF)

[AF 5.2.1.10-014]

5.82.1.15 General. For the required scope, data modules shall be coded:

YY-Y-14-51-YY-NNA-018Z-A

For the required support equipment information, data modules shall be coded:

YY-Y-14-51-YY-NNA-105A-A

For the required safety specific requirements, data modules shall be coded:

YY-Y-14-51-YY-NNA-012N-A

[AF 5.2.1.10-015]

5.82.1.16 Loading procedures. For aircraft preparation, data modules shall be coded:

YY-Y-14-51-YY-NNA-160E-A

For weapons/munitions preparation, data modules shall be coded:

YY-Y-14-51-YY-NNA-160E-A

For cartridge installation procedures, data modules shall be coded:

YY-Y-14-51-YY-NNA-725A-A

For loading procedures, data modules shall be coded:

YY-Y-14-51-YY-NNA-160L-A

For post-loading inspection, data modules shall be coded:

YY-Y-14-51-YY-NNA-280C-A

For delayed flight or alert, data modules shall be coded:

YY-Y-14-51-YY-NNA-126A-A

For immediately prior to launch procedures, data modules shall be coded:

YY-Y-14-51-YY-NNA-120H-A

[AF 5.2.1.10-016]

5.82.1.17 Unloading procedures. For safing procedures, data modules shall be coded:

YY-Y-14-51-YY-NNA-720D-A

For preunloading procedures, data modules shall be coded:

YY-Y-14-51-YY-NNA-160M-A

For unloading procedures, data modules shall be coded:

YY-Y-14-51-YY-NNA-160M-A

[AF 5.2.1.10-017]

5.82.1.18 Ferry procedures. For deployment procedures, data modules shall be coded:

YY-Y-14-51-YY-NNA-160K-A

For strike to nonstrike procedures, data modules shall be coded:

YY-Y-14-51-YY-NNA-160P-A

For nonstrike to strike procedures, data modules shall be coded:

YY-Y-14-51-YY-NNA-160P-A

[AF 5.2.1.10-018]

5.82.1.19 Chapter 3 - Practice bomb loading procedures. A descendant publication module shall be produced to cover:

- a. General
- b. Loading procedures

MIL-STD-3048 (USAF)

c. Unloading procedures

[AF 5.2.1.10-019]

5.82.1.20 General. For the data module coding for the scope, support equipment, and specific safety requirements, refer to [5.82.1.15](#). [AF 5.2.1.10-020]

5.82.1.21 Loading procedures. For the data module coding for loading procedures, refer to [5.82.1.16](#). [AF 5.2.1.10-021]

5.82.1.22 Unloading procedures. For the data module coding for loading procedures, refer to [5.82.1.17](#). [AF 5.2.1.10-022]

5.82.1.23 Nuclear weapons loading procedures manual (bomber aircraft). A publication module for the nuclear weapons loading procedures manual (bomber aircraft) shall be produced and coded in accordance with [5.64](#). Descendant publication modules shall cover:

- a. Front matter
- b. Chapter 1 - General support information
- c. Chapter 2 through N - Loading operations (one chapter for each weapon or group of weapons)
- d. Chapter N+1 - Supplementary loading information

[AF 5.2.1.10-023]

5.82.1.24 Chapter 1 - General support information. Data modules shall be coded:

YY-Y-14-5Y-YY-NNA-**XXXX**-A

Where:

XXXX is an information code and variant selected from the Joint Service information codes.

[AF 5.2.1.10-024]

5.82.1.25 Chapter 2 through N - Loading operations (one chapter for each weapon or group of weapons). Data modules shall be coded:

YY-Y-14-5Y-YY-NNA-**XXXX**-A

Where:

XXXX is an information code and variant selected from the Joint Service information codes.

[AF 5.2.1.10-025]

5.82.1.26 Chapter N+1 - Supplementary loading information. Data modules shall be coded: YY-

Y-14-5Y-YY-NNA-**XXXX**-A

Where:

XXXX is an information code and variant selected from the Joint Service information codes.

[AF 5.2.1.10-026]

5.82.1.27 Nonnuclear munitions basic information manual (standard volume). A publication module for the non-nuclear munitions basic information manual shall be produced and coded in accordance with [5.64](#). Descendant publication modules shall cover:

- a. Front matter
- b. Chapter 1 - Munitions description
- c. Chapter 2 - Suspension equipment description
- d. Chapter 3 - Guns and gun pods description
- e. Chapter 4 - Support Equipment description
- f. Chapter 5 - Supplementary information
- g. Chapter 6 - Support equipment inspection criteria and illustrated parts breakdown

MIL-STD-3048 (USAF)

[AF 5.2.1.10-027]

5.82.1.28 Chapter 1 - Munitions description. A descendant publication module shall be produced to cover:

- a. Missiles, rockets, and ammunition
- b. Bomb-type munitions
- c. Fuzes
- d. Impulse cartridges, chaff, flares, and photoflash
- e. Munitions

[AF 5.2.1.10-028]

5.82.1.29 Missiles, rockets, and ammunition. Data modules shall be coded:

YY-Y-14-41-YY-NNA-04XY-A

Where:

XY is an information code and variant selected from the Joint Service information codes.

[AF 5.2.1.10-029]

5.82.1.30 Bomb type munitions. Data modules shall be coded:

YY-Y-14-41-YY-NNA-04XY-A

Where:

XY is an information code and variant selected from the Joint Service information codes.

[AF 5.2.1.10-030]

5.82.1.31 Fuzes. Data modules shall be coded:

YY-Y-14-41-YY-NNA-04XY-A

Where:

XY is an information code and variant selected from the Joint Service information codes.

[AF 5.2.1.10-031]

5.82.1.32 Impulse cartridges, chaff, flares and photoflash. Data modules shall be coded: YY-

Y-14-41-YY-NNA-04XY-A

Where:

XY is an information code and variant selected from the Joint Service information codes.

[AF 5.2.1.10-032]

5.82.1.33 Munitions. Data modules shall be coded:

YY-Y-14-41-YY-NNA-04XY-A

Where:

XY is an information code and variant selected from the Joint Service information codes.

[AF 5.2.1.10-033]

5.82.1.34 Chapter 2 - Suspension equipment description. A descendant publication module shall be produced to cover:

- a. Racks
- b. Launchers and dispensers

[AF 5.2.1.10-034]

5.82.1.35 Racks. Data modules shall be coded:

YY-Y-14-41-YY-NNA-04XY-A

Where:

MIL-STD-3048 (USAF)

XY is an information code and variant selected from the Joint Service information codes.

[AF 5.2.1.10-035]

5.82.1.36 Launchers and dispensers. Data modules shall be coded:

YY-Y-14-41-YY-NNA-04**XY**-A

Where:

XY is an information code and variant selected from the Joint Service information codes.

[AF 5.2.1.10-036]

5.82.1.37 Chapter 3 - Guns and gun pods description. A descendant publication module shall be produced to cover:

- a. Guns
- b. Gun pods

[AF 5.2.1.10-037]

5.82.1.38 Guns. Data modules shall be coded:

YY-Y-14-41-YY-NNA-04**XY**-A

Where:

XY is an information code and variant selected from the Joint Service information codes.

[AF 5.2.1.10-038]

5.82.1.39 Gun pods. Data modules shall be coded:

YY-Y-14-41-YY-NNA-04**XY**-A

Where:

XY is an information code and variant selected from the Joint Service information codes.

[AF 5.2.1.10-039]

5.82.1.40 Chapter 4 - Support Equipment description. A descendant publication module shall be produced to cover:

- a. Section I - Bomb lift trucks
- b. Section II - Munitions handling and loading adapters
- c. Section III - Munitions trailers
- d. Section IV - Ammunition loading systems
- e. Section V - Test equipment
- f. Section VI - Test adapters

[AF 5.2.1.10-040]

5.82.1.41 Section I - Bomb lift trucks. Data modules shall be coded:

YY-Y-14-42-YY-NNA-105A-A

[AF 5.2.1.10-041]

5.82.1.42 Section II - Munitions handling and loading adapters. Data modules shall be coded: YY-

Y-14-42-YY-NNA-105A-A

[AF 5.2.1.10-042]

5.82.1.43 Section III - Munitions trailers. Data modules shall be coded:

YY-Y-14-42-YY-NNA-105A-A

[AF 5.2.1.10-043]

5.82.1.44 Section IV - Ammunition loading systems. Data modules shall be coded:

MIL-STD-3048 (USAF)

YY-Y-14-42-YY-NNA-105A-A

[AF 5.2.1.10-044]

5.82.1.45 Section V - Test equipment. Data modules shall be coded:

YY-Y-14-42-YY-NNA-105A-A

[AF 5.2.1.10-045]

5.82.1.46 Section VI - Test adapters. Data modules shall be coded:

YY-Y-14-42-YY-NNA-105A-A

[AF 5.2.1.10-046]

5.82.1.47 Chapter 5 - Supplementary information. A descendant publication module shall be produced to cover:

- a. Special tools
- b. Other supplementary information (as required)

[AF 5.2.1.10-047]

5.82.1.48 Special tools. Data modules shall be coded:

YY-Y-14-42-YY-NNA-105A-A

[AF 5.2.1.10-048]

5.82.1.49 Other supplementary information (as required). Data modules shall be coded:

YY-Y-14-42-YY-NNA-105A-A

[AF 5.2.1.10-049]

5.82.1.50 Chapter 6 - Support equipment inspection criteria and illustrated parts breakdown. A descendant publication module shall be produced to cover:

- a. Support inspection criteria
- b. Support equipment illustrated parts breakdown

[AF 5.2.1.10-050]

5.82.1.51 Support inspection criteria. Data modules shall be coded:

YY-Y-14-42-YY-NNA-280A-A

[AF 5.2.1.10-051]

5.82.1.52 Support equipment illustrated parts breakdown. Data modules shall be coded:

YY-Y-14-42-YY-NNA-941A-A

[AF 5.2.1.10-052]

5.82.1.53 Nonnuclear munitions loading procedures manual. A publication module for the nonnuclear munitions loading procedures manual shall be produced and coded in accordance with 5.64. Descendant publication modules shall cover:

- a. Front matter
- b. Chapter 1 - Supplementary information
- c. Chapter 2 - through Chapter N - Loading procedures (One chapter for each munitions or group of munitions)

[AF 5.2.1.10-053]

5.82.1.54 Chapter 1 - Supplementary information. A descendant publication module shall be produced to cover:

- a. General safety requirements
- b. Emergency procedures

MIL-STD-3048 (USAF)

- c. Aircraft description and general arrangement
- d. General procedures
- e. Aircraft preparation
- f. Functional checks
- g. Stray voltage checks

[AF 5.2.1.10-054]

5.82.1.55 General safety requirements. Data modules shall be coded:

YY-Y-14-42-YY-NNA-012N-A

[AF 5.2.1.10-055]

5.82.1.56 Emergency procedures. Data modules shall be coded:

YY-Y-14-42-YY-NNA-140A-A

[AF 5.2.1.10-056]

5.82.1.57 Aircraft description and general arrangement. Data modules shall be coded:

YY-Y-14-41-YY-NNA-04XY-A

Where:

XY is an information code and variant selected from the Joint Service information codes.

[AF 5.2.1.10-057]

5.82.1.58 General procedures. Data modules shall be coded:

YY-Y-14-41-YY-NNA-ZXXY-A

Where:

Z is 1, 2, or 3.

XXY is an information code and variant selected from the Joint Service information codes.

[AF 5.2.1.10-058]

5.82.1.59 Aircraft preparation. Data modules shall be coded:

YY-Y-14-42-YY-NNA-160E-A

[AF 5.2.1.10-059]

5.82.1.60 Functional checks. Data modules shall be coded:

YY-Y-14-42-YY-NNA-160A-A

[AF 5.2.1.10-060]

5.82.1.61 Stray voltage checks. Data modules shall be coded:

YY-Y-14-42-YY-NNA-367B-A

[AF 5.2.1.10-061]

5.82.1.62 Chapter 2 - through Chapter N - Loading procedures (One chapter for each munitions or group of munitions).

A descendant publication module shall be produced to cover:

- a. General
- b. Loading procedures
- c. Unloading procedures

[AF 5.2.1.10-062]

5.82.1.63 General. Data modules shall be coded:

YY-Y-14-43-YY-NNA-ZXXY-A

MIL-STD-3048 (USAF)

Where:

Z is 1, 2, or 3.

XXY is an information code and variant selected from the Joint Service information codes.

[AF 5.2.1.10-063]

5.82.1.64 Loading procedures. Data modules shall be coded:

YY-Y-14-43-YY-NNA-160L-A

[AF 5.2.1.10-064]

5.82.1.65 Unloading procedures. Data modules shall be coded:

YY-Y-14-44-YY-NNA-160M-A

[AF 5.2.1.10-065]

5.82.1.66 Integrated combat turnaround procedures manual. A publication module for the Integrated combat turnaround procedures manual shall be produced and coded in accordance with 5.64. Descendant publication modules shall cover:

- a. Front matter
- b. Chapter 1 - Prepositioning and munitions preparation
- c. Chapter 2 - Servicing/loading

[AF 5.2.1.10-066]

5.82.1.67 Chapter 1 - Prepositioning and munitions preparation. A descendant publication module shall be produced to cover:

- a. Scope
- b. General safety requirements
- c. Emergency procedures
- d. Support equipment
- e. Prepositioning inspection
- f. Munitions preparation

[AF 5.2.1.10-067]

5.82.1.68 Scope. Data modules shall be coded:

YY-Y-14-46-YY-NNA-018Z-A

[AF 5.2.1.10-068]

5.82.1.69 General safety requirements. Data modules shall be coded:

YY-Y-14-46-YY-NNA-012N-A

[AF 5.2.1.10-069]

5.82.1.70 Emergency procedures. Data modules shall be coded:

YY-Y-14-46-YY-NNA-140A-A

[AF 5.2.1.10-070]

5.82.1.71 Support equipment. Data modules shall be coded:

YY-Y-14-46-YY-NNA-105A-A

[AF 5.2.1.10-071]

5.82.1.72 Prepositioning inspection. Data modules shall be coded:

YY-Y-14-46-YY-NNA-280A-A

[AF 5.2.1.10-072]

MIL-STD-3048 (USAF)

5.82.1.73 Munitions preparation. Data modules shall be coded:

YY-Y-14-46-YY-NNA-160E-A

[AF 5.2.1.10-073]

5.82.1.74 Chapter 2 - Servicing/loading. A descendant publication module shall be produced to cover:

- a. Scope
- b. Cursory inspection
- c. Aircraft preparation
- d. Munitions/tanks unloading
- e. Gun unloading
- f. Final cockpit preparation
- g. Aircraft servicing/tank installation/munitions loading
- h. Final aircraft preparation
- i. Immediately prior to launch
- j. Unloading procedures

[AF 5.2.1.10-074]

5.82.1.75 Scope. Data modules shall be coded:

YY-Y-14-46-YY-NNA-018Z-A

[AF 5.2.1.10-075]

5.82.1.76 Cursory inspection. Data modules shall be coded:

YY-Y-14-46-YY-NNA-310A-A

[AF 5.2.1.10-076]

5.82.1.77 Aircraft preparation. Data modules shall be coded:

YY-Y-14-46-YY-NNA-160E-A

[AF 5.2.1.10-077]

5.82.1.78 Munitions/tanks unloading. Data modules shall be coded:

YY-Y-14-46-YY-NNA-160M-A

[AF 5.2.1.10-078]

5.82.1.79 Gun unloading. Data modules shall be coded:

YY-Y-14-46-YY-NNA-160M-A

[AF 5.2.1.10-079]

5.82.1.80 Final cockpit preparation. Data modules shall be coded:

YY-Y-14-46-YY-NNA-160E-A

[AF 5.2.1.10-080]

5.82.1.81 Aircraft servicing/tank installation/munitions loading. Data modules shall be coded:

YY-Y-14-46-YY-NNA-160L-A

[AF 5.2.1.10-081]

5.82.1.82 Final aircraft preparation. Data modules shall be coded:

YY-Y-14-46-YY-NNA-160E-A

[AF 5.2.1.10-082]

5.82.1.83 Immediately prior to launch. Data modules shall be coded:

MIL-STD-3048 (USAF)

YY-Y-14-46-YY-NNA-120H-A

[AF 5.2.1.10-083]

5.82.1.84 Unloading procedures. Data modules shall be coded:

YY-Y-14-46-YY-NNA-160M-A

[AF 5.2.1.10-084]

5.82.1.85 Nonnuclear munitions loading standard data packages. A publication module for the nonnuclear munitions loading standard data packages manual shall be produced and coded in accordance with 5.64. Descendant publication modules shall cover:

- a. Front matter
- b. Munitions description
- c. Standard munitions loading procedures
- d. Standard munitions unloading procedures

[AF 5.2.1.10-085]

5.82.1.86 Munitions description. A descendant publication module shall be produced to cover:

- a. General description
- b. Bomb fuzes

[AF 5.2.1.10-086]

5.82.1.87 General description. Data modules shall be coded:YY-Y-14-41-YY-NNA-**ZXXY**-A

Where:

Z is 1, 2 or 3.**XXY** is an information code and variant selected from the Joint Service information codes.

[AF 5.2.1.10-087]

5.82.1.88 Bomb fuzes. Data modules shall be coded:YY-Y-14-41-YY-NNA-04**XY**-A

Where:

XY is an information code and variant selected from the Joint Service information codes.

[AF 5.2.1.10-088]

5.82.1.89 Standard munitions loading procedures. A descendant publication module shall be produced to cover:

- a. Support equipment
- b. Specific safety requirements
- c. Aircraft preparation
- d. Munitions preparation
- e. Cartridge installation
- f. Loading
- g. Post-loading inspection
- h. Delayed flight or alert
- i. Immediately prior to launch

[AF 5.2.1.10-089]

5.82.1.90 Support equipment. Data modules shall be coded:

MIL-STD-3048 (USAF)

YY-Y-14-43-YY-NNA-160J-A

[AF 5.2.1.10-090]

5.82.1.91 Specific safety requirements. Data modules shall be coded:

YY-Y-14-43-YY-NNA-012N-A

[AF 5.2.1.10-091]

5.82.1.92 Aircraft preparation. Data modules shall be coded:

YY-Y-14-43-YY-NNA-160E-A

[AF 5.2.1.10-092]

5.82.1.93 Munitions preparation. Data modules shall be coded:

YY-Y-14-43-YY-NNA-160E-A

[AF 5.2.1.10-093]

5.82.1.94 Cartridge installation. Data modules shall be coded:

YY-Y-14-43-YY-NNA-160E-A

[AF 5.2.1.10-094]

5.82.1.95 Loading. Data modules shall be coded:

YY-Y-14-43-YY-NNA-160L-A

[AF 5.2.1.10-095]

5.82.1.96 Delayed flight or alert. Data modules shall be coded:

YY-Y-14-43-YY-NNA-126A-A

[AF 5.2.1.10-096]

5.82.1.97 Immediately prior to launch. Data modules shall be coded:

YY-Y-14-43-YY-NNA-120H-A

[AF 5.2.1.10-097]

5.82.1.98 Standard munitions unloading procedures. A descendant publication module shall be produced to cover:

- a. Safing
- b. Preunloading
- c. Unloading
- d. Fuze and sensor

[AF 5.2.1.10-098]

5.82.1.99 Safing. Data modules shall be coded:

YY-Y-14-44-YY-NNA-720D-A

[AF 5.2.1.10-099]

5.82.1.100 Preunloading. Data modules shall be coded:

YY-Y-14-44-YY-NNA-160M-A

[AF 5.2.1.10-100]

5.82.1.101 Unloading. Data modules shall be coded:

YY-Y-14-44-YY-NNA-160M-A

[AF 5.2.1.10-101]

5.82.1.102 Fuze and sensor. Data modules shall be coded:

MIL-STD-3048 (USAF)

YY-Y-14-44-YY-NNA-160L-A

[AF 5.2.1.10-102]

5.82.1.103 Loading procedures checklists. A descendant publication module shall be produced to cover:

- a. Front matter
- b. Load crew briefing
- c. Emergency procedures
- d. Loading procedures
- e. Unloading procedures

[AF 5.2.1.10-103]

5.82.1.104 Load crew briefing. Data modules shall be coded:

YY-Y-14-45-YY-NNA-125A-A

[AF 5.2.1.10-104]

5.82.1.105 Emergency procedures. Data modules shall be coded:

YY-Y-14-45-YY-NNA-140A-A

[AF 5.2.1.10-105]

5.82.1.106 Loading procedures. Data modules shall be coded:

YY-Y-14-45-YY-NNA-160E-A

[AF 5.2.1.10-106]

5.82.1.107 Unloading procedures. Data modules shall be coded:

YY-Y-14-45-YY-NNA-160M-A

[AF 5.2.1.10-107]

5.82.1.108 Integrated combat turnaround procedures checklists. A publication module for the Integrated combat turnaround procedures checklists manual shall be produced and coded in accordance with 5.64. Descendant publication modules shall cover:

- a. Front matter
- b. Chapter 1 - Prepositioning and munitions preparation
- c. Chapter 2 - Servicing/loading

[AF 5.2.1.10-108]

5.82.1.109 Chapter 1 - Prepositioning and munitions preparation. A descendant publication module shall be produced to cover:

- a. Scope
- b. General safety requirements
- c. Emergency procedures
- d. Support equipment
- e. Prepositioning inspection
- f. Munitions preparation

[AF 5.2.1.10-109]

5.82.1.110 Scope. Data modules shall be coded:

YY-Y-14-46-YY-NNA-018Z-A

[AF 5.2.1.10-110]

5.82.1.111 General safety requirements. Data modules shall be coded:

MIL-STD-3048 (USAF)

YY-Y-14-46-YY-NNA-012N-A

[AF 5.2.1.10-111]

5.82.1.112 Emergency procedures. Data modules shall be coded:

YY-Y-14-46-YY-NNA-140A-A

[AF 5.2.1.10-112]

5.82.1.113 Support equipment. Data modules shall be coded:

YY-Y-14-46-YY-NNA-105A-A

[AF 5.2.1.10-113]

5.82.1.114 Prepositioning inspection. Data modules shall be coded:

YY-Y-14-46-YY-NNA-280C-A

[AF 5.2.1.10-114]

5.82.1.115 Munitions preparation. Data modules shall be coded:

YY-Y-14-46-YY-NNA-160E-A

[AF 5.2.1.10-115]

5.82.1.116 Chapter 2 - Servicing/loading. A descendant publication module shall be produced to cover:

- a. Scope
- b. Cursory inspection
- c. Aircraft preparation
- d. Munitions/tanks unloading
- e. Gun loading
- f. Final cockpit preparation
- g. Aircraft servicing/tank installation/munitions loading
- h. Final aircraft preparation
- i. Immediately prior to launch

[AF 5.2.1.10-116]

5.82.1.117 Scope. Data modules shall be coded:

YY-Y-14-46-YY-NNA-018Z-A

[AF 5.2.1.10-117]

5.82.1.118 Cursory inspection. Data modules shall be coded:

YY-Y-14-46-YY-NNA-310A-A

[AF 5.2.1.10-118]

5.82.1.119 Aircraft preparation. Data modules shall be coded:

YY-Y-14-46-YY-NNA-160E-A

[AF 5.2.1.10-119]

5.82.1.120 Munitions/tanks loading. Data modules shall be coded:

YY-Y-14-46-YY-NNA-160L-A

[AF 5.2.1.10-120]

5.82.1.121 Gun loading. Data modules shall be coded:

YY-Y-14-46-YY-NNA-160L-A

[AF 5.2.1.10-121]

MIL-STD-3048 (USAF)

5.82.1.122 Final cockpit preparation. Data modules shall be coded:

YY-Y-14-46-YY-NNA-160E-A

[AF 5.2.1.10-122]

5.82.1.123 Aircraft servicing/tank installation/munitions loading. For aircraft servicing, data modules shall be coded:

YY-Y-14-46-YY-NNA-2~~XX~~Y-A

Where:

~~XX~~Y is an information code and variant selected from the Joint Service information codes.

For tank installation, data modules shall be coded:

YY-Y-14-46-YY-NNA-72~~XY~~A

Where:

~~XY~~ is an information code and variant selected from the Joint Service information codes.

For munitions loading, data modules shall be coded:

YY-Y-14-46-YY-NNA-160L-A

[AF 5.2.1.10-123]

5.82.1.124 Final aircraft preparation. Data modules shall be coded:

YY-Y-14-46-YY-NNA-160E-A

[AF 5.2.1.10-124]

5.82.1.125 Immediately prior to launch. Data modules shall be coded:

YY-Y-14-46-YY-NNA-120H-A

[AF 5.2.1.10-125]

5.82.1.126 NATO stage B cross-servicing checklists. A publication module for the NATO stage B cross-servicing checklists manual shall be produced and coded in accordance with 5.64. Descendant publication modules shall cover:

a. Checklist (CL-1)

b. Checklist (CL-2)

[AF 5.2.1.10-126]

5.82.1.127 Checklist (CL-1). A descendant publication module shall be produced to cover:

a. Front matter

b. General procedures

c. Aircraft preparation

[AF 5.2.1.10-127]

5.82.1.128 General procedures. Data modules shall be coded:

YY-Y-14-48-YY-NNA-~~ZXX~~Y-A

Where:

~~Z~~ is 1, 2 or 3.

~~XX~~Y is an information code and variant selected from the Joint Service information codes.

[AF 5.2.1.10-128]

5.82.1.129 Aircraft preparation. Data modules shall be coded:

YY-Y-14-48-YY-NNA-160E-A

[AF 5.2.1.10-129]

MIL-STD-3048 (USAF)

5.82.1.130 Checklist (CL-2). A descendant publication module shall be produced to cover:

- a. Front matter
- b. General procedures
- c. Loading procedures
- d. Unloading procedures

[AF 5.2.1.10-130]

5.82.1.131 General procedures. Data modules shall be coded:

YY-Y-14-48-YY-NNA-Z~~XX~~Y-A

Where:

Z is 1, 2 or 3.

XXY is an information code and variant selected from the Joint Service information codes.

[AF 5.2.1.10-131]

5.82.1.132 Loading procedures. Data modules shall be coded:

YY-Y-14-48-YY-NNA-160L-A

[AF 5.2.1.10-132]

5.82.1.133 Unloading procedures. Data modules shall be coded:

YY-Y-14-48-YY-NNA-160M-A

[AF 5.2.1.10-133]

5.82.1.134 Functional check procedures checklists (CL-1). A descendant publication module shall be produced to cover:

- a. Front matter
- b. General procedures
- c. Aircraft preparation
- d. Functional checks

[AF 5.2.1.10-134]

5.82.1.135 General procedures. Data modules shall be coded:

YY-Y-14-41-YY-NNA-Z~~XX~~Y-A

Where:

Z is 1, 2 or 3.

XXY is an information code and variant selected from the Joint Service information codes.

[AF 5.2.1.10-135]

5.82.1.136 Aircraft preparation. Data modules shall be coded:

YY-Y-14-41-YY-NNA-160E-A

[AF 5.2.1.10-136]

5.82.1.137 Functional checks. Data modules shall be coded:

YY-Y-14-41-YY-NNA-160H-A

[AF 5.2.1.10-137]

5.82.1.138 End of Runway (EOR) procedures checklists (CL-00). A descendant publication module shall be produced to cover:

- a. Front matter
- b. General procedures

MIL-STD-3048 (USAF)

- c. Delayed flight or alert
- d. Immediately prior to launch
- e. Safing

[AF 5.2.1.10-138]

5.82.1.139 General procedures. Data modules shall be coded:

Y-Y-14-41-YY-NNA-ZXXY-A

Where:

Z is 1, 2 or 3.

XXY is an information code and variant selected from the Joint Service information codes.

[AF 5.2.1.10-139]

5.82.1.140 Delayed flight or alert. Data modules shall be coded:

YY-Y-14-41-YY-NNA-126A-A

[AF 5.2.1.10-140]

5.82.1.141 Immediately prior to launch. Data modules shall be coded:

YY-Y-14-41-YY-NNA-120H-A

[AF 5.2.1.10-141]

5.82.1.142 Safing. Data modules shall be coded:

YY-Y-14-41-YY-NNA-720D-A

[AF 5.2.1.10-142]

5.82.2 Project decisions. None.

5.83 S1000D Chapter 5.2.1.11 - Common information sets - Cargo loading information.

5.83.1 USAF business rules.

5.83.1.1 Scope of content. The scope of content of the cargo loading and offloading data modules shall be in accordance with MIL-DTL-5288. [AF 5.2.1.11-001]

5.83.1.2 Purpose. The purpose of the manual shall include the following statement:

"The purpose of this manual is to provide cargo handling personnel with sufficient information and data to load, secure, and off-load all types of cargo efficiently and safely and to explain the restrictions governing these operations. The manual includes procedures pertaining to ground functions and air-drop procedures."

This statement shall not be produced as a data module or part of a data module but shall be inserted in the element **<policyStatement>** of the top-level publication module. [AF 5.2.1.11-002]

5.83.1.3 Data module coding. With the exception of front matter, data module coding for cargo loading and offloading shall follow the general rule:

YY-Y-14-2X-00-NNA-160Y-A

[AF 5.2.1.11-003]

5.83.1.4 Arrangement. A publication module for the cargo loading manual shall be produced and coded in accordance with 5.64. Descendant publication modules shall cover:

- a. Front matter
- b. Description of aircraft features
- c. Aircraft configuration
- d. Load planning
- e. Loading

MIL-STD-3048 (USAF)

- f. Offloading
- g. On/offloading checklists
- h. Emergency procedures
- i. Specific procedures
- j. Air-drop procedures

[AF 5.2.1.11-004]

5.83.1.5 Description of Aircraft Features. Data modules shall be coded:

YY-Y-14-21-00-NNA-160D-A

to provide data module codes for:

- a. General aircraft description
- b. Aircraft cargo area
- c. Aircraft cargo aids

[AF 5.2.1.11-005]

5.83.1.6 Aircraft Configuration. Data modules shall be coded:

YY-Y-14-22-00-NNA-160K-A

to provide data module codes for:

- a. Tail supports, ramps, and doors
- b. Restraint rails and roller conveyors
- c. Sidewall and centerline seats
- d. Stanchion kit
- e. Litter provisions
- f. Rigid aft or forward-facing seats, troop seats, safety belts, and harnesses
- g. Oxygen system
- h. Crane and winch
- i. Load assist devices
- j. Support jacks
- k. Air-drop systems installation
- l. Cargo tie-down fittings
- m. Charts
- n. Graphs

[AF 5.2.1.11-006]

5.83.1.7 Load Planning. Data modules shall be coded:

YY-Y-14-23-00-NNA-160C-A

to provide data module codes for at least:

- a. Aircraft capability/capacity data
- b. General weight and balance requirements
- c. Loading and placement of hazardous cargo
- d. Maximum weight per mission
- e. Weight and balance factors and formulas
- f. Center of gravity computations for aircraft and cargo

MIL-STD-3048 (USAF)

g. Weight and balance computer operation (if installed)

[AF 5.2.1.11-007]

5.83.1.8 Loading. Data modules shall be coded:

YY-Y-14-24-00-NNA-160D-A

to provide data module codes for:

- a. General (loading, restraining, and securing cargo)
- b. Loading methods
- c. General vehicle loading
- d. Palletized cargo loading
- e. Passenger/troop loading
- f. Restraint criteria
- g. Geometric considerations
- h. Structural considerations
- i. Shoring requirements
- j. Roller conveyer limits

[AF 5.2.1.11-008]

5.83.1.9 Offloading. Data modules shall be coded:

YY-Y-14-25-00-NNA-160G-A

to provide data module codes for:

- a. General (offloading, restraining, and securing cargo)
- b. Offloading methods
- c. General vehicle offloading
- d. Palletized cargo offloading
- e. Passenger/troop offloading
- f. Restraint criteria

[AF 5.2.1.11-009]

5.83.1.10 On/offloading checklists. Data modules shall be coded:

YY-Y-14-35-00-NNA-160F-A

to provide data module codes for:

- a. Load planning checklist
- b. General winching preparation checklist
- c. General winching checklist
- d. Palletized cargo loading checklist
- e. Vehicle inspection checklist
- f. Vehicle loading checklist
- g. Cargo off-loading checklist
- h. Personnel loading checklist
- i. Personnel off-loading checklist

[AF 5.2.1.11-010]

5.83.1.11 Emergency procedures. Data modules shall be coded:

MIL-STD-3048 (USAF)

YY-Y-14-26-00-NNA-140A-A

to provide data module codes for:

- a. Emergency procedures
- b. Pre- and post-flight emergency procedures
- c. In-flight jettison procedures

[AF 5.2.1.11-011]

5.83.1.12 Specific procedures. Data modules shall be coded:

YY-Y-14-27-00-NNA-160A-A

[AF 5.2.1.11-012]

5.83.1.13 Air-drop procedures. Data modules shall be coded:

YY-Y-14-28-00-NNA-160A-A

to provide data module codes for:

- a. Air-drop of personnel
- b. Air-drop of cargo

[AF 5.2.1.11-013]

5.83.2 Project decisions. None.5.84 S1000D Chapter 5.2.1.14 - Common information sets - Aircraft battle damage assessment and repair information.5.84.1 USAF business rules.5.84.1.1 Scope of content. The scope of content of the Aircraft Battle Damage Repair (ABDR) (Battle damage Assessment and Repair (BDAR) for land/space assets) data modules shall be in accordance with MIL-DTL-87158. [AF 5.2.1.14-001]5.84.1.2 Arrangement. A publication module for the ABDR manual shall be produced and coded in accordance with 5.64. Descendant publication modules shall cover:

- a. Front matter
- b. General description
- c. System description
- d. Materials
- e. Support equipment/special tools
- f. Abbreviated functional checks
- g. Typical repairs
- h. Interchangeability data
- i. Zone (one for each zone)
- j. Engines
- k. Electrical wiring/harnesses (if required by the acquiring activity)

[AF 5.2.1.14-002]

5.84.1.3 Foreword. The front matter shall include a foreword data module that shall contain the following statement:

"The damage limits and repairs established in this manual shall only be applied in time of war. Under no circumstances shall this manual be used wholly or in part for peacetime maintenance of the aircraft. The criteria contained herein allow rotary-wing/fixed-wing aircraft to be flown with battle damage which exceeds peacetime limits. Assessment of battle damage requires extreme care

MIL-STD-3048 (USAF)

and diligence and strict adherence to the instructions and criteria contained in this manual. If, at any stage of damage assessment, the assessor believes that oversights or errors have been made, the assessment shall be stopped at that point and repeated from the beginning. Under no circumstances shall the requirements of this manual be waived or circumvented without the expressed approval of the commander or designated representative."

Data module shall be coded:

YY-Y-00-90-YY-NNA-008B-A

[AF 5.2.1.14-003]

5.84.1.4 Introduction. Data modules shall be coded:

YY-Y-00-90-YY-NNA-018G-A

[AF 5.2.1.14-004]

5.84.1.5 General description. A descendant publication module shall be produced to cover:

- a. Mission identification
- b. Damage assessment
- c. Rotary-wing and fixed-wing and CE-COM equipment zones

[AF 5.2.1.14-005]

5.84.1.6 Information common to product frame and engine. Introductory data modules shall be included in the general description and shall provide information that is common to the product frame and engine.

Data modules shall be coded:

YY-Y-00-90-01-NNA-018G-A

[AF 5.2.1.14-006]

5.84.1.7 Information specific for the product frame. An introductory data module shall be included in the general description and shall provide information that is specific to the product frame.

Data module shall be coded:

YY-Y-00-90-02-NNA-018G-A

[AF 5.2.1.14-007]

5.84.1.8 Information specific for the engine. An introductory data module shall be included in the general description and shall provide information that is specific to the product frame.

Data module shall be coded:

YY-Y-00-90-03-NNA-018G-A

[AF 5.2.1.14-008]

5.84.1.9 Mission identification. Data module shall be coded:

YY-Y-00-90-00-NNA-684A-A

[AF 5.2.1.14-009]

5.84.1.10 Damage assessment. Data module shall be coded:

YY-Y-00-90-00-NNA-683A-A

to provide data module codes for:

- a. Fire and heat damage
- b. Weight and balance
- c. Logic procedure

[AF 5.2.1.14-010]

5.84.1.11 Rotary-wing/fixed-wing aircraft and CE-COM equipment zones. Data module shall be coded:

MIL-STD-3048 (USAF)

YY-Y-00-90-00-NNA-682A-A

[AF 5.2.1.14-011]

5.84.1.12 System descriptions. Data module shall be coded:

YY-Y-00-90-0X-NNA-040A-A

to provide data module codes for:

- a. Airframe
- b. Crew station
- c. Landing gear system
- d. Flight control system
- e. Power plant
- f. Engine starting system
- g. Electrical power supply
- h. Mechanical systems
- i. Environmental control system
- j. Hydraulic and pneumatic system
- k. Fuel system
- l. Flight instruments
- m. HF communications
- n. VHF communications
- o. UHF communications
- p. SHF communications
- q. Interphone system
- r. Cryptographic equipment
- s. Fire control system
- t. Weapons delivery

[AF 5.2.1.14-012]

5.84.1.13 Materials. Data module shall be coded:

YY-Y-00-90-00-NNA-688A-A

[AF 5.2.1.14-013]

5.84.1.14 Support equipment/special tools. Data module shall be coded:

YY-Y-00-90-00-NNA-604A-A

[AF 5.2.1.14-014]

5.84.1.15 Abbreviated functional checks. Data module shall be coded:

YY-Y-00-90-00-NNA-687A-A

[AF 5.2.1.14-015]

5.84.1.16 Typical repairs. Data module shall be coded:

YY-Y-00-90-00-NNA-685X-A

Where:

X is an information code variant for:

- a. A - Repairs

MIL-STD-3048 (USAF)

b. B - Repair or replacement

c. C - Replace

[AF 5.2.1.14-016]

5.84.1.17 Interchangeability data. Data module shall be coded:

YY-Y-00-90-00-NNA-607D-A

[AF 5.2.1.14-017]

5.84.1.18 Rotary-wing and fixed-wing aircraft and CE-COM equipment zones. A descendant publication module shall be produced to cover:

a. Structures assessment

b. System assessment

[AF 5.2.1.14-018]

5.84.1.19 Safety information. Data module shall be coded:

YY-Y-00-90-00-NNA-012N-A

[AF 5.2.1.14-019]

5.84.1.20 Structures assessment. Data module shall be coded:

YY-Y-00-9X-YY-NNA-607D-A

Where:

YY is the zone number

X is a sequential number for the five categories:

a. Primary airframe structure

b. Secondary structure

c. Nonessential structure

d. Special structure

e. Repair restrained structure

[AF 5.2.1.14-020]

5.84.1.21 System assessment. Data module shall be coded:

YY-Y-00-90-YY-NNA-683A-A

Where:

YY is the zone number

NN is a sequential number for:

a. System serviceability criteria

b. A brief description and damage assessment of each mission essential system

c. Specialized repair procedures

d. Avionic//electronic/electrical system assessment

e. Mechanical system assessment.

f. Cable system

g. Pneudraulics system assessment

h. Fuel system assessment

i. Armament system assessment

j. Landing gear system assessment

k. Egress system assessment

MIL-STD-3048 (USAF)

[AF 5.2.1.14-021]

5.84.1.22 Engines. Data module shall be coded:

YY-Y-00-90-72-NNA-682A-A

[AF 5.2.1.14-022]

5.84.1.23 Peculiar and special mission equipment wiring. Data module shall be coded: YY-

Y-00-94-YY-NNA-682A-A

Where:

YY is the zone number

[AF 5.2.1.14-023]

5.84.2 Project decisions. None.5.85 S1000D Chapter 5.2.1.15 - Common information sets - Illustrated tool and support equipment information.**NOTE****The following rules are for special tools, test equipment and consumables.**5.85.1 USAF business rules.5.85.1.1 Scope of content. The scope of content of the special tools, test equipment and consumables data modules shall be in accordance with MIL-DTL-83495. [AF 5.2.1.15-001]5.85.1.2 Arrangement. A publication module for the Illustrated tool and support equipment manual shall be produced and coded in accordance with 5.64. Descendant publication modules shall cover:

- a. Special tools and test equipment list
- b. List of consumables

[AF 5.2.1.15-002]

5.85.1.3 Special tools and test equipment list. A descendant publication module shall be produced to cover:

- a. Introduction
- b. Alphanumeric lists
- c. Support equipment information

[AF 5.2.1.15-003]

5.85.1.4 Introduction. Data module shall be coded:

YY-Y-YY-00-00-NNA-018A-A

[AF 5.2.1.15-004]

5.85.1.5 Alphanumeric lists. Data module shall be coded:YY-Y-SS-00-00-NNA-**XXXX**-A

Where:

SS is the major system that the tools or test equipment are used on. When only one data module is produced, SS shall be set to 00.**XXX** is one of 014, 061, 062, 063, or 064.**Y** is an information code variant selected from the Joint Service information codes.

[AF 5.2.1.15-005]

5.85.1.6 Support equipment information. Data module shall be coded:

YY-Y-YY-00-00-NNA-066A-A

[AF 5.2.1.15-006]

MIL-STD-3048 (USAF)

5.85.1.7 List of consumables. For information associated with operation, servicing, test and inspections, fault diagnostics, disassembly, repairs and locally make, assembly, storage, and other miscellaneous lists of consumables, data module shall be coded:

YY-Y-SS-00-00-NNA-X01A-A

Where:

SS is the major system that the tools or test equipment are used on. When only one data module is produced, SS shall be set to 00.

X is one of 1, 2, 3, 4, 5, 6, 7, 8 or 9.

For all other lists of consumables, data modules shall be coded:

YY-Y-SS-00-00-NNA-07XY-A

Where:

SS is the major system that the tools or test equipment are used on. When only one data module is produced, SS shall be set to 00.

XY is an information code and variant selected from the Joint Service information codes.

[AF 5.2.1.15-007]

5.85.2 Project decisions. None.

5.86 S1000D Chapter 5.2.1.16 - Common information sets - Service bulletins (TCTO).

NOTE

The following rules are for Time Compliant Technical Orders (TCTO).

5.86.1 USAF business rules.

5.86.1.1 Scope of content. The scope of content of the TCTO data modules shall be in accordance with MIL-DTL-38804 and TO 00-5-15. [AF 5.2.1.16-001]

5.86.1.2 Arrangement. A publication module for the TCTOs shall be produced and coded in accordance with 5.64. Descendant publication modules shall cover:

- a. Heading
- b. Application
- c. Purpose
- d. When to be accomplished
- e. By whom to be accomplished
- f. What is required
- g. How work is accomplished
- h. Supplemental information and supplements to the basic technical order
- i. Records

[AF 5.2.1.16-002]

5.86.1.3 Heading. The required content for this data module shall be extracted from the appropriate elements in the identification and status section.

Data modules shall be coded:

YY-Y-YY-YY-YY-NNA-010A-A

[AF 5.2.1.16-003]

5.86.1.4 Application. Data modules shall be coded:

YY-Y-YY-YY-YY-NNA-932A-A

Where:

MIL-STD-3048 (USAF)

NN is a sequential number to provide data modules for:

- a. Identification
- b. Kit applicability
- c. TCTO proofing

[AF 5.2.1.16-004]

5.86.1.5 Purpose. Data modules shall be coded:

YY-Y-YY-YY-YY-NNA-932A-A

[AF 5.2.1.16-005]

5.86.1.6 When to be accomplished. Data modules shall be coded:

YY-Y-YY-YY-YY-NNA-933A-A

[AF 5.2.1.16-006]

5.86.1.7 By whom to be accomplished. Data modules shall be coded:

YY-Y-YY-YY-YY-NNA-933A-A

[AF 5.2.1.16-007]

5.86.1.8 What is required. Data modules shall be coded:

YY-Y-YY-YY-YY-NNA-934A-A

[AF 5.2.1.16-008]

5.86.1.9 How work is accomplished. Data modules shall be coded:

YY-Y-YY-YY-YY-NNA-~~XXXX~~-A

Where:

XXX is an information code with values 2XX, 3XX, 5XX, 6XX, or 7XX selected from the Joint Service information codes.

Y is an information code variant selected from the Joint Service information codes.

[AF 5.2.1.16-009]

5.86.1.10 Supplemental information and supplements to the basic technical order. Data modules shall be coded:

YY-Y-YY-YY-YY-NNA-930A-A

[AF 5.2.1.16-010]

5.86.1.11 Records. Data modules shall be coded:

YY-Y-YY-YY-YY-NNA-931A-A

[AF 5.2.1.16-011]

5.86.2 Project decisions. None.

5.87 S1000D Chapter 5.2.1.20 - Common information sets - List of applicable publications.

5.87.1 USAF business rules.

5.87.1.1 Scope of content. The scope of content of the LOAP information shall be in accordance with MIL-DTL-8031. [AF 5.2.1.20-001]

5.87.1.2 Arrangement. A top-level publication module for the LOAP shall be produced and coded in accordance with 5.64. Descendant publication modules shall be produced for:

- a. Front matter
- b. Chapter 1 - Technical Manuals
- c. Chapter 2 - Part number to PMC (technical manual's top-level PMC)

MIL-STD-3048 (USAF)

[AF 5.2.1.20-002]

5.87.1.3 Chapter 1 - Technical manuals lists. Projects shall include all technical manuals (index type, general, and technical, including checklists, inspection work cards, inspection sequence charts, work unit code manuals, etc.) applicable to the specific equipment covered by the publication, including installed and support equipment. These listings shall also include commercial manuals and unpublished technical manuals being procured, or prepared, which have been assigned technical manual identification numbers.

Data modules shall be coded:

YY-Y-00-40-00-NNA-014Y-A

[AF 5.2.1.20-003]

5.87.1.4 Chapter 2 - Part number to PMC. Projects shall produce Chapter 2 data modules in accordance with MIL-DTL-8.31, with the exception that PMCs shall be used instead of TO numbers.

Data modules shall be coded:

YY-Y-00-40-00-NNA-942B-A

[AF 5.2.1.20-004]

5.87.1.5 Language. Projects shall not include language in the lists in the LOAP data modules. [AF 5.2.1.20-005]

5.87.2 Project decisions.

5.87.2.1 Published or unpublished documents. Decide whether to include published or unpublished documents. [PD 5.2.1.20-001]

5.87.2.2 Manufacturer part number. Decide whether to include the manufacturer part number. [PD 5.2.1.20-002]

5.88 S1000D Chapter 5.2.1.21 - Common information sets - Maintenance checklists and inspections.

5.88.1 USAF business rules.

5.88.1.1 Scope of content. The scope of content of the maintenance checklists and inspection (Inspection and Maintenance Requirements Manuals and associated work cards, and checklists) data modules shall be in accordance with MIL-PRF-5096. The information shall be grouped in inspection/check definitions, lists of tasks, and any applicable periodicity. [AF 5.2.1.21-001]

5.88.1.2 Data module coding. For definition of the codes used in this section, refer to S1000D, Chapter 5.2.1.6. [AF 5.2.1.21-002]

5.88.1.3 Arrangement. A publication module for the maintenance checklists and inspection manual shall be produced and coded in accordance with 5.64. Descendant publication modules shall cover:

- a. Front matter
- b. Scheduled inspection and maintenance requirements
- c. Special inspections and maintenance requirements (includes depot level requirements, acceptance, and functional check flight (FCF))
- d. Replacement schedule
- e. Repair restrictions

[AF 5.2.1.21-003]

5.88.1.4 Front matter. Front matter shall be in accordance with MIL-STD-38784 and MIL-PRF-5096.

[AF 5.2.1.21-004]

5.88.1.5 Scheduled Inspection and Maintenance Requirements. Using the schedules schema, time limit data modules shall be produced to list the following:

- a. Preflight/preoperation
- b. End of runway

MIL-STD-3048 (USAF)

- c. Thru-flight
- d. Basic post-flight/post-operation
- e. Hourly post-flight/post-operation
- f. Periodic, phased, or isochronal
- g. Special inspections and maintenance requirements for each of the detailed time limit or periodicity
- h. Special inspections after a specific occurrence
- i. Depot
- j. Acceptance and functional check flight inspection

Data modules shall be coded:

YY-Y-05-10-SS-NNA-000A-A

Where:

SS is the system associated with the time limit.

[AF 5.2.1.21-005]

5.88.1.6 Task definitions. For each of the time limits listed at 5.88.1.5, using the schedules schema, task definition data modules shall be produced and shall list the items described in MIL-PRF-5096 for each of the time limits or periodicities.

Data modules shall be coded:

YY-Y-05-20-SS-NNA-000A-A

Where:

SS is the system that the item, which is having the task carried out, belongs.

[AF 5.2.1.21-006]

5.88.1.7 Inspection definitions. Each of the time limits listed at 5.88.1.5 shall be an inspection definition. For time limits a thru g, and I data modules shall be coded:

YY-Y-05-40-SS-NNA-000A-A

Where:

SS is a sequential number to identify a specific inspection/check.

For time limit h, data modules shall be coded:

YY-Y-05-50-SS-NNA-000A-A

Where:

SS is a sequential number to identify a specific inspection/check.

[AF 5.2.1.21-007]

5.88.1.8 Special Inspections after a specific occurrence. For time limit j data modules shall be coded: YY-

Y-05-60-SS-NNA-000A-A

Where:

SS is a sequential number to identify a specific inspection/check.

[AF 5.2.1.21-008]

5.88.1.9 Functional check manual. A publication module for the functional check manual shall be produced and coded in accordance with 5.64. Descendant publication modules shall cover:

- a. Front matter
- b. Chapters (one for each crew position)
- c. Sample completed checklists

MIL-STD-3048 (USAF)

[AF 5.2.1.21-009]

5.88.1.10 Front matter. Front matter shall be in accordance with MIL-STD-38784, with the exception detailed in MIL-PRF-5096. [AF 5.2.1.21-010]

5.88.1.11 Chapters (one for each crew position). Each chapter shall contain the time limits, task, and inspection definitions using the schedules schema and the actual procedures for the tasks that detail the inspection/check, using the checklists schema, required for each crew position. [AF 5.2.1.21-011]

5.88.1.12 Sample completed checklists. Sample completed checklists shall come from those described at 5.88.1.11. [AF 5.2.1.21-012]

5.88.1.13 Replacement schedule. Data modules shall be coded:
YY-Y-YY-YY-YY-NNA-920Y-A

Where:

Y is an information code variant selected from the Joint Service information codes.

[AF 5.2.1.21-013]

5.88.1.14 Repair restrictions. A publication module for the Repair restrictions shall be produced and coded in accordance with 5.64. Descendant publication modules shall cover:

- a. Base-level restrictions
- b. Supplemental repair restrictions for contingency operations

[AF 5.2.1.21-014]

5.88.1.15 Base-level restrictions. Data modules shall be coded:
YY-Y-YY-YY-YY-NNA-280B-A

[AF 5.2.1.21-015]

5.88.1.16 Supplemental repair restrictions for contingency operations. Data modules shall be coded: YY-
Y-YY-YY-YY-NNA-280B-A

[AF 5.2.1.21-016]

5.88.1.17 Work Cards. A publication module for the Work cards manual shall be produced and coded in accordance with 5.64. Descendant publication modules shall cover:

- a. Front matter
- b. Work area diagrams
- c. Inspection requirements
- d. Lubrication requirements
- e. Flow/sequence charts

[AF 5.2.1.21-017]

5.88.1.18 Work area diagrams. Data modules shall be coded:
YY-Y-YY-YY-YY-NNA-055E-A

[AF 5.2.1.21-018]

5.88.1.19 Inspection requirements. This information shall be obtained by reference to the information described at 5.88.1.5, and 5.88.1.8. [AF 5.2.1.21-019]

5.88.1.20 Lubrication requirements. This information shall be obtained by reference to the maintenance checklists and inspection data modules that deal with lubrication. [AF 5.2.1.21-020]

5.88.1.21 Flow/sequence charts. Data modules shall be coded:
YY-Y-YY-YY-YY-NNA-280A-A

[AF 5.2.1.21-021]

MIL-STD-3048 (USAF)

5.88.2 Project decisions. None.

5.89 S1000D Chapter 5.2.2.2 - Air specific information sets - Structure repair information.

5.89.1 USAF business rules.

5.89.1.1 Scope of content. The scope of content of the structural repair data modules shall be in accordance with MIL-DTL-9854. [AF 5.2.2.2-001]

5.89.1.2 Arrangement. A publication module for the structure repair manual shall be produced and coded in accordance with 5.64. Descendant publication modules shall cover:

- a. Front matter
- b. Section I - General
- c. Section II - Repair sections
- d. Section III - Damage due to landing gear failure
- e. Section IV - Typical repairs and applications
- f. Section V - Repair materials and special tools
- g. Appendix

[AF 5.2.2.2-002]

5.89.1.3 Introduction. Data modules shall be coded:

YY-Y-YY-YY-YY-NNA-018Y-A

Where:

Y is the information code variant selected from the Joint Service information codes.

[AF 5.2.2.2-003]

5.89.1.4 Section I- General. A descendant publication module shall be produced to cover:

- a. Description of the aircraft
- b. Airframe cleaning and finishing
- c. Airframe sealing
- d. Pressure testing
- e. Control surface rebalancing
- f. General shop practices
- g. Crash handling and shipping
- h. Small, short range, or specialized aircraft
- i. Damage evaluation
- j. Support of the structure
- k. In-service use criteria

[AF 5.2.2.2-004]

5.89.1.5 Description of the aircraft. Data modules shall be coded:

YY-Y-YY-YY-YY-NNA-040A-A

[AF 5.2.2.2-005]

5.89.1.6 Airframe cleaning and finishing. Data modules shall be coded:

YY-Y-51-10-YY-NNA-640A-A

[AF 5.2.2.2-006]

5.89.1.7 Airframe sealing. Data modules shall be coded:

YY-Y-YY-YY-YY-NNA-638B-A

MIL-STD-3048 (USAF)

Where:

YY is one of 51 thru 57.

[AF 5.2.2.2-007]

5.89.1.8 Pressure testing. Data modules shall be coded:

YY-Y-YY-YY-YY-NNA-362A-A

Where:

YY is one of 51 thru 57.

[AF 5.2.2.2-008]

5.89.1.9 Control surface rebalancing. Data modules shall be coded:

YY-Y-51-60-YY-NNA-217A-A

[AF 5.2.2.2-009]

5.89.1.10 General shop practices. Data modules shall be coded:

YY-Y-51-YY-YY-NNA-**XXXY**-A

Where:

XXXY is the information code and variant selected from the Joint Service information codes.

[AF 5.2.2.2-010]

5.89.1.11 Crash handling and shipping. Data modules shall be coded:

YY-Y-YY-YY-YY-NNA-**XXXY**-A

Where:

XXXY is the information code and variant selected from the Joint Service information codes.

YY is one of 51 thru 57.

[AF 5.2.2.2-011]

5.89.1.12 Small, short range, or specialized aircraft. Data modules shall be coded:

YY-Y-YY-YY-YY-NNA-**XXXY**-A

Where:

XXXY is the information code and variant selected from the Joint Service information codes.

[AF 5.2.2.2-012]

5.89.1.13 Damage evaluation. This information shall be included by referring out to the ABDR publication module. Refer to 5.84. [AF 5.2.2.2-013]

5.89.1.14 Support of the structure. Data modules shall be coded:

YY-Y-51-50-00-NNA-660**Y**-A

Where:

Y is the information code variant selected from the Joint Service information codes.

[AF 5.2.2.2-014]

5.89.1.15 In-service use criteria. Data modules shall be coded:

YY-Y-YY-YY-YY-NNA-665A-A

Where:

YY is one of 51 thru 57.

[AF 5.2.2.2-015]

5.89.1.16 Section II - Repair sections. A descendant publication module shall be produced to cover:

- a. General repair

MIL-STD-3048 (USAF)

b. Fuel tank sealing

c. Radome repairs

[AF 5.2.2.2-016]

5.89.1.17 General repair. Data modules shall be coded:

YY-Y-YY-YY-YY-NNA-**XXXX**-A

Where:

XXXX is the information code and variant selected from the Joint Service information codes.

YY is one of 51 thru 57.

[AF 5.2.2.2-017]

5.89.1.18 Fuel tank sealing. Data modules shall be coded:

YY-Y-57-YY-YY-NNA-638C-A

[AF 5.2.2.2-018]

5.89.1.19 Radome repairs. Data modules shall be coded:

YY-Y-56-40-YY-NNA-**XXXX**-A

Where:

XXXX is the information code and variant selected from the Joint Service information codes.

[AF 5.2.2.2-019]

5.89.1.20 Section III - Damage due to landing gear failure. Data modules shall be coded: YY-

Y-52-80-YY-NNA-**XXXX**-A

Where:

XXXX is the information code and variant selected from the Joint Service information codes.

[AF 5.2.2.2-020]

5.89.1.21 Typical repairs and applications. Data modules shall be coded:

YY-Y-51-70-YY-NNA-663A-A

[AF 5.2.2.2-021]

5.89.1.22 Section IV - Repair materials and special tools. A publication module for repair sections shall be produced and coded in accordance 5.64 for each of the major sections.

Data modules shall be coded:

YY-Y-51-30-YY-NNA-072A-A

5.89.2 Project decisions. None.

5.90 S1000D Chapter 5.2.2.3 - Air specific information sets - Cross-servicing information.

5.90.1 USAF business rules.

5.90.1.1 Scope of content. The scope of content of the cross-servicing data modules shall be in accordance with MIL-DTL-22202 and S1000D. [AF 5.2.2.3-001]

5.90.1.2 Arrangement. A publication module for the Cross-servicing manual shall be produced and coded in accordance with 5.64. Descendant publication modules shall cover:

- a. Front matter
- b. Leading particulars
- c. Aircraft handling launch and recovery
- d. Flight line servicing
- e. Armament systems

MIL-STD-3048 (USAF)

- f. Locally manufactured equipment
- g. Glossary
- h. Index

[AF 5.2.2.3-002]

5.90.1.3 Front matter. Front matter shall be in accordance with MIL-STD-38784 and MIL-DTL-22202.

[AF 5.2.2.3-003]

5.90.1.4 Foreword. Data module shall be coded:

YY-Y-00-00-00-NNA-018N-A

[AF 5.2.2.3-004]

5.90.1.5 General information. Data modules shall be coded:

YY-Y-00-00-00-NNA-018A-A

[AF 5.2.2.3-005]

5.90.1.6 Safety summary. Data module shall be coded:

YY-Y-00-00-00-NNA-012J-A

[AF 5.2.2.3-006]

5.90.1.7 Leading particulars. A descendant publication module shall be produced to cover:

- a. Description
- b. Function
- c. Walkways
- d. Dimensions and weight data
- e. Access and inspection openings
- f. Interior arrangement of compartments
- g. Radio and repair equipment essential for flight
- h. Armament installation

[AF 5.2.2.3-007]

5.90.1.8 Description. Data modules shall be coded:

YY-Y-00-00-00-NNA-040A-A

[AF 5.2.2.3-008]

5.90.1.9 Function. Data modules shall be coded:

YY-Y-00-00-00-NNA-042A-A

[AF 5.2.2.3-009]

5.90.1.10 Walkways. Data modules shall be coded:

YY-Y-12-00-00-NNA-010A-A

[AF 5.2.2.3-010]

5.90.1.11 Dimensions and weight data. Data modules shall be coded:

YY-Y-YY-YY-00-NNA-030A-A

Where:

YY-YY is 06-10 or 08-40.

[AF 5.2.2.3-011]

5.90.1.12 Access and inspection openings. Data modules shall be coded:

YY-Y-06-40-00-NNA-040A-A

MIL-STD-3048 (USAF)

[AF 5.2.2.3-012]

5.90.1.13 Interior arrangement of compartments. Data modules shall be coded:

YY-Y-06-30-00-NNA-010A-A

[AF 5.2.2.3-013]

5.90.1.14 Radio and repair equipment essential for flight. Data modules shall be coded: YY-

Y-YY-YY-00-NNA-040A-A

Where:

YY-YY is 23-00 or 34-00.

[AF 5.2.2.3-014]

5.90.1.15 Armament installation. Data modules shall be coded:

YY-Y-12-00-00-NNA-012A-A

[AF 5.2.2.3-015]

5.90.1.16 Aircraft handling, launch, and recovery. A descendant publication module shall be produced to cover:

- a. Aircraft handling
- b. Launch
- c. Recovery
- d. Cross-servicing equipment list
- e. Pilot-to-ground electronic communication
- f. Methods of grounding/earthing
- g. External electric power
- h. External hydraulic/pneumatic power
- i. External air conditioning
- j. Towing or winching
- k. Aircraft jacking
- l. Picketing and deck securing
- m. Folding procedures
- n. Safety devices, blanks, and covers
- o. Cockpit access
- p. Emergency access and crew evacuation
- q. Engine starting
- r. Fire-fighting
- s. De-icing
- t. Ground marshaling
- u. Inspection
- v. Carrier-borne aircraft
- w. Emergency crash handling
- x. Helicopters operating from ships

[AF 5.2.2.3-016]

5.90.1.17 Aircraft handling. Data modules shall be coded:

MIL-STD-3048 (USAF)

YY-Y-09-10-00-NNA-170A-A

[AF 5.2.2.3-017]

5.90.1.18 Launch. Data modules shall be coded:

YY-Y-09-11-00-NNA-012A-A

[AF 5.2.2.3-018]

5.90.1.19 Recovery. Data modules shall be coded:

YY-Y-07-40-00-NNA-800G-A

[AF 5.2.2.3-019]

5.90.1.20 Cross-servicing equipment list. Data modules shall be coded:

YY-Y-00-00-00-NNA-060A-A

[AF 5.2.2.3-020]

5.90.1.21 Pilot-to-ground electronic communication. Data modules shall be coded:

YY-Y-23-40-00-NNA-131B-A

[AF 5.2.2.3-021]

5.90.1.22 Methods of grounding/earthing. Data modules shall be coded:

YY-Y-24-80-00-NNA-913C-A

[AF 5.2.2.3-022]

5.90.1.23 External electric power. Data modules shall be coded:

YY-Y-24-YY-00-NNA-100A-A

Where:

YY shall be set to 29 or 36.

[AF 5.2.2.3-023]

5.90.1.24 External hydraulic/pneumatic power. Data modules shall be coded:

YY-Y-YY-YY-00-NNA-7XXY-A

Where:

YY shall be set to 29 or 36.

7XXY is an information code and variant selected from the Joint Service information codes.

[AF 5.2.2.3-024]

5.90.1.25 External air conditioning. Data modules shall be coded:

YY-Y-36-00-00-NNA-012A-A

[AF 5.2.2.3-025]

5.90.1.26 Towing or winching. Data modules shall be coded:

YY-Y-09-10-00-NNA-174A-A

[AF 5.2.2.3-026]

5.90.1.27 Aircraft jacking. Data modules shall be coded:

YY-Y-07-10-00-NNA-172A-A

[AF 5.2.2.3-027]

5.90.1.28 Picketing and deck securing. Data modules shall be coded:

YY-Y-20-00-00-NNA-010A-A

[AF 5.2.2.3-028]

MIL-STD-3048 (USAF)

5.90.1.29 Folding procedures. Data modules shall be coded:

YY-Y-00-00-00-NNA-811F-A

[AF 5.2.2.3-029]

5.90.1.30 Safety devices, blanks, and covers. Data modules shall be coded:

YY-Y-00-30-00-NNA-7XXY-A

Where:

7XXY is an information code and variant selected from the Joint Service information codes.

[AF 5.2.2.3-030]

5.90.1.31 Cockpit access. Data modules shall be coded:

YY-Y-06-40-00-NNA-540A-A

[AF 5.2.2.3-031]

5.90.1.32 Emergency access and crew evacuation. Data modules shall be coded:

YY-Y-15-40-00-NNA-540A-A

[AF 5.2.2.3-032]

5.90.1.33 Engine starting. Data modules shall be coded:

YY-Y-72-00-00-NNA-131H-A

[AF 5.2.2.3-033]

5.90.1.34 Fire fighting. Data modules shall be coded:

YY-Y-00-00-00-NNA-989A-A

[AF 5.2.2.3-034]

5.90.1.35 De-icing. Data modules shall be coded:

YY-Y-30-YY-YY-NNA-261A-A

[AF 5.2.2.3-035]

5.90.1.36 Ground marshaling. Data modules shall be coded:

YY-Y-00-00-00-NNA-170F-A

[AF 5.2.2.3-036]

5.90.1.37 Inspection. Data modules shall be coded:

YY-Y-12-00-00-NNA-XXXXA-A

Where:

XXXXA is one of 131M, 160P or 280C.

[AF 5.2.2.3-037]

5.90.1.38 Carrier-borne aircraft. Data modules shall be coded:

YY-Y-00-00-00-NNA-XXXXA-A

Where:

XXXXA is one of 170N or 170P.

NOTE

US Navy catapulting and arrested landing information for carrier-borne aircraft can be obtained from:

Commander
Code 480000B150-3

MIL-STD-3048 (USAF)

Naval Air Warfare Center Aircraft Division
Highway 547
Lakehurst, NJ 08733-5037

[AF 5.2.2.3-038]

5.90.1.39 Emergency crash handling. Data modules shall be coded:

YY-Y-YY-YY-00-NNA-012A-A

Where:

YY-YY is 07-40 or 09-10.

[AF 5.2.2.3-039]

5.90.1.40 Helicopters operating from ships. Data modules shall be coded:

YY-Y-15-60-00-NNA-030E-A

[AF 5.2.2.3-040]

5.90.1.41 Flight line servicing. A descendant publication module shall be produced to cover:

- a. Consumable materials
- b. Replenishment and drain points and connectors
- c. Methods of replenishment/emptying
- d. Access and aircraft cross-servicing procedures
- e. Cross-servicing in hardened aircraft shelters
- f. Drag chute procedures

[AF 5.2.2.3-041]

5.90.1.42 Data module coding. Data modules shall be coded:

YY-Y-12-00-00-NNA-2XXY-A

Where:

2XX is an information code value selected from the Joint Service information codes.

Y is an information code variant value selected from the Joint Service information codes.

NN is a sequential number to provide data modules for:

- a. Consumable materials
- b. Replenishment and drain points and connectors
- c. Methods of replenishment/emptying
- d. Access and aircraft cross-servicing procedures
- e. Cross-servicing in hardened aircraft shelters
- f. Drag chute procedures

[AF 5.2.2.3-042]

5.90.1.43 Armament systems. A descendant publication module shall be produced to cover:

- a. Description
- b. Safety devices
- c. Safety procedures
- d. Post-flight safety procedures
- e. Voltage checks
- f. Preflight arming procedures
- g. Failed or unexpended munitions

MIL-STD-3048 (USAF)

- h. Weapon loading/unloading
- i. Preflight arming procedures
- j. Failed or unexpected munitions

[AF 5.2.2.3-043]

5.90.1.44 Data module coding. Data modules shall be coded:

YY-Y-94-YY-YY-NNNNA-2XXY-A

Where:

2XX is an information code selected from the Joint Service information codes.**Y** is an information code variant selected from the Joint Service information codes.**NN** is a sequential number to provide data modules for:

- a. Description
- b. Safety devices
- c. Safety procedures
- d. Post-flight safety procedures
- e. Voltage checks
- f. Preflight arming procedures
- g. Failed or unexpended munitions
- h. Weapon Loading/unloading
- i. Preflight arming procedures. Refer to 5.82.
- j. Failed or unexpected munitions

[AF 5.2.2.3-044]

5.90.1.45 Locally manufactured equipment. Data modules shall be coded:

YY-Y-YY-YY-YY-NNA-6XXY-A

Where:

6XX is an information code selected from the Joint Service information codes.**Y** is an information code variant selected from the Joint Service information codes.

[AF 5.2.2.3-045]

5.90.1.46 Glossary. Data modules shall be coded:

YY-Y-YY-YY-YY-NNA-006A-A

[AF 5.2.2.3-046]

5.90.1.47 Index. Data modules shall be coded:

YY-Y-YY-YY-YY-NNA-014A-A

[AF 5.2.2.3-047]

5.90.2 Project decisions. None.5.91 S1000D Chapter 5.2.2.6 - Air specific information sets - Engine standard practices.5.91.1 USAF business rules.5.91.1.1 Standard practices numbering system application. Projects shall apply S1000D standard numbering with the following exceptions:

	Original	Replace with
70-00-00	General	

MIL-STD-3048 (USAF)

	Original	Replace with
Conversion factors (The United States (US) and Metric)	YY-A-70-00-00-02A-017A-C	Delete
70-20-00 Cleaning and coating removal		
Ultrasonic cleaning	YY-A-70-20-00-16A-251A-C	YY-A-70-20-00-16A-253A-C
Removal of surface coatings		
Removal of aluminum paint - Mechanical process	YY-A-70-20-00-50A-651A-C	YY-A-70-20-00-50A-650B-C
Removal of aluminum paint - Chemical process	YY-A-70-20-00-51A-653A-C	YY-A-70-20-00-51A-650B-C
Removal of epoxy silicone paint with aluminum pigment from all materials except titanium alloys - Chemical process	YY-A-70-20-00-52A-653A-C	YY-A-70-20-00-52A-650B-C
Removal of polyurethane paint - Chemical process	YY-A-70-20-00-53A-653A-C	YY-A-70-20-00-53A-650B-C
Removal of polyurethane paint with diphas products	YY-A-70-20-00-56A-653A-C	YY-A-70-20-00-56A-650B-C
70-30-00 Inspection		
Magnetic particle inspection		
Magnetic particle inspection - Symbols	YY-A-70-30-00-21A-013A-C	YY-A-70-30-00-21A-007A-C
70-40-00 Repair principles		
Blending	YY-A-70-40-00-01A-650A-C	YY-A-70-40-00-01A-665A-C
Hand blending	YY-A-70-40-00-02A-655A-C	YY-A-70-40-00-02A-665A-C
Power blending	YY-A-70-40-00-03A-655A-C	YY-A-70-40-00-03A-665A-C
Insert installation		
Replacement of swaged self-locking inserts	YY-A-70-40-00-11A-628A-C	YY-A-70-40-00-11A-620A-C
Replacement of ring-locked fluid port inserts	YY-A-70-40-00-12A-628A-C	YY-A-70-40-00-12A-620A-C
Replacement of key-locked insert in aluminum alloy	YY-A-70-40-00-13A-628A-C	YY-A-70-40-00-13A-620A-C
Replacement and installation of thread inserts	YY-A-70-40-00-14A-628A-C	YY-A-70-40-00-14A-620A-C
Replacement of ring-locked fluid fittings	YY-A-70-40-00-15A-628A-C	YY-A-70-40-00-15A-620A-C
Replacement of ring-locked studs	YY-A-70-40-00-16A-628A-C	YY-A-70-40-00-16A-620A-C
Replacement of key-locked studs in an aluminum alloy	YY-A-70-40-00-17A-628A-C	YY-A-70-40-00-17A-620A-C
Replacement of crimped nuts	YY-A-70-40-00-18A-628A-C	YY-A-70-40-00-18A-620A-C
Riveting		

MIL-STD-3048 (USAF)

	Original	Replace with
Rivet symbols/specifications	YY-A-70-40-00-21A-013A-C	YY-A-70-40-00-21A-007A-C
Resistance welding		
Parts inspection	YY-A-70-40-00-72A-121A-C	YY-A-70-40-00-72A-390A-C
70-50-00 Surface preparation		
Abrasive blast surface preparation		
Dry abrasive blast - fine	YY-A-70-50-00-01A-649A-C	YY-A-70-50-00-01A-651A-C
Dry abrasive blast - medium	YY-A-70-50-00-02A-649A-C	YY-A-70-50-00-02A-651A-C
Dry abrasive blast - coarse	YY-A-70-50-00-03A-649A-C	YY-A-70-50-00-03A-651A-C
Wet abrasive blast - fine	YY-A-70-50-00-04A-649A-C	YY-A-70-50-00-04A-651A-C
Wet abrasive blast - medium	YY-A-70-50-00-05A-649A-C	YY-A-70-50-00-05A-651A-C
Surface conditioning		
General	YY-A-70-50-00-10A-630A-C	YY-A-70-50-00-10A-640A-C
70-60-00 Coating application		
Chemical surface coating		
Oxide film coating of aluminum alloys	YY-A-70-60-00-22A-649A-C	YY-A-70-60-00-22A-644A-C
Spot touch-up of oxide film coating on aluminum alloys for appearance and protection	YY-A-70-60-00-23A-649A-C	YY-A-70-60-00-23A-644A-C
Spot touch-up of oxide film coating on aluminum alloys for protection	YY-A-70-60-00-24A-649A-C	YY-A-70-60-00-24A-644A-C
Application of paints		
Application of aluminum pigment silicone paint	YY-A-70-60-00-42A-257A-C	YY-A-70-60-00-42A-257B-C
Application of mineral base aluminum paint	YY-A-70-60-00-44A-257A-C	YY-A-70-60-00-44A-257B-C
Application of anti-erosion paint	YY-A-70-60-00-45A-257A-C	YY-A-70-60-00-45A-257B-C
Application of epoxy resin paint	YY-A-70-60-00-46A-257A-C	YY-A-70-60-00-46A-257B-C
Application of an epoxy polyimide paint	YY-A-70-60-00-48A-257A-C	YY-A-70-60-00-48A-257B-C
Diffused aluminum-silicone paint	YY-A-70-60-00-50A-257A-C	YY-A-70-60-00-50A-257B-C
Application of intumescent fire-retardant paint	YY-A-70-60-00-51A-257A-C	YY-A-70-60-00-51A-257B-C

[AF 5.2.2.6-001]

5.91.2 Project decisions. None.5.92 S1000D Chapter 5.2.2.7 - Air specific information sets - Aircrew information.5.92.1 USAF business rules.

MIL-STD-3048 (USAF)

5.92.1.1 Scope of content. The scope of content of the aircrew information data modules for the Performance Data Manual, Mission Crew Manual, and Supplemental Manual shall be in accordance with MIL-DTL-7700. Projects shall use ATP56B for air refueling information. [AF 5.2.2.7-001]

5.92.1.2 Arrangement. A publication module for the Aircrew Manual shall be produced and coded in accordance with 5.64. Descendant publication modules shall cover:

- a. Front matter
- b. Section I - Description and operation
- c. Section II - Normal procedures
- d. Section III - Emergency procedures
- e. Section IV - Mission crew duties and procedures
- f. Section V - Operating limitations
- g. Section VI - Flight characteristics
- h. Section VII - Adverse weather operation
- i. Section VIII - Air refueling procedures
- j. Additional sections as approved by acquiring activity
- k. Performance data (when specified)
- l. Glossary
- m. Alphabetical index

[AF 5.2.2.7-002]

5.92.1.3 Front matter content. Front matter shall be in accordance with MIL-STD-38784, MIL-DTL-7700 and ATP56B. [AF 5.2.2.7-003]

5.92.1.4 Section I-Description and operation. A descendant publication module shall be produced to cover:

- a. Aircraft general
- b. Engine
- c. Engine overheat and fire-detection system
- d. Engine fire extinguisher system
- e. Auxiliary power unit(s) (APU)
- f. Air turbine motor/ram air turbine
- g. Oil supply system
- h. Fuel supply system
- i. Electrical power supply system
- j. Hydraulic power supply system
- k. Pneumatic power supply system
- l. Bleed air supply system
- m. Landing gear system
- n. Ground steering system
- o. Brake system
- p. Drag chutes and arresting equipment
- q. Wing flaps, slat system, and boundary layer control
- r. Wing sweep system
- s. Wing fold systems

MIL-STD-3048 (USAF)

- t. Speed brake system and spoiler system
- u. Stall limiter system
- v. Flight control systems
- w. Automatic flight control system
- x. Pitot static system
- y. Flight instruments
- z. Doors
- aa. Canopies
- ab. Seats, ejection seats, and modules
- ac. Air conditioning system
- ad. Communications and avionics systems
- ae. Lighting systems
- af. Oxygen systems
- ag. Air data computer
- ah. Armament/weapons system
- ai. Stores coverage
- aj. Personnel accommodations
- ak. Emergency equipment
 - al. Cargo accommodations and aerial delivery
- am. Navigation system
- an. Mission equipment
- ao. Miscellaneous equipment
- ap. Servicing diagram

[AF 5.2.2.7-004]

5.92.1.5 Aircraft general. Data modules shall be produced to cover:

- a. Aircraft dimensions
- b. Aircraft gross weight
- c. Interior arrangement
- d. Main differences table

For each of these, data modules shall be coded:

YY-Y-YY-YY-YY-NNA-040A-A

[AF 5.2.2.7-005]

5.92.1.6 Engine. A descendant publication module shall be produced to cover:

- a. Engine thrust
- b. Engine oil system
- c. Engine fuel control system
- d. Starting and priming system
- e. Associated engine systems
- f. Engine instruments
- g. Engine operation

MIL-STD-3048 (USAF)

For each of these, data modules shall be coded:

YY-Y-72-YY-YY-NNA-040A-A

[AF 5.2.2.7-006]

5.92.1.7 Engine overheat and fire detection system. Data modules shall be coded:

YY-Y-26-10-YY-NNA-040A-A

[AF 5.2.2.7-007]

5.92.1.8 Engine fire extinguisher system. Data modules shall be coded:

YY-Y-26-20-YY-NNA-040A-A

[AF 5.2.2.7-008]

5.92.1.9 Auxiliary power unit(s) (APU). Data modules shall be coded:

YY-Y-49-YY-YY-NNA-040A-A

[AF 5.2.2.7-009]

5.92.1.10 Air turbine motor/ram. Data modules shall be coded:

YY-Y-72-50-YY-NNA-040A-A

[AF 5.2.2.7-010]

5.92.1.11 Oil supply system. Data modules shall be coded:

YY-Y-79-YY-YY-NNA-040A-A

[AF 5.2.2.7-011]

5.92.1.12 Fuel supply system. Data modules shall be coded:

YY-Y-28-YY-YY-NNA-040A-A

[AF 5.2.2.7-012]

5.92.1.13 Electrical power supply system. Data modules shall be coded:

YY-Y-24-YY-YY-NNA-040A-A

[AF 5.2.2.7-013]

5.92.1.14 Hydraulic power supply system. Data modules shall be coded:

YY-Y-29-YY-YY-NNA-040A-A

[AF 5.2.2.7-014]

5.92.1.15 Pneumatic power supply system. Data modules shall be coded:

YY-Y-36-00-YY-NNA-040A-A

[AF 5.2.2.7-015]

5.92.1.16 Bleed air supply system. Data modules shall be coded:

YY-Y-75-YY-YY-NNA-040A-A

[AF 5.2.2.7-016]

5.92.1.17 Landing gear system. Data modules shall be coded:

YY-Y-32-YY-YY-NNA-040A-A

[AF 5.2.2.7-017]

5.92.1.18 Ground steering system. Data modules shall be coded:

YY-Y-32-50-YY-NNA-040A-A

[AF 5.2.2.7-018]

5.92.1.19 Brake system. Data modules shall be coded:

MIL-STD-3048 (USAF)

YY-Y-32-40-YY-NNA-040A-A

[AF 5.2.2.7-019]

5.92.1.20 Drag chutes and arresting equipment. Data modules shall be coded:

YY-Y-32-80-YY-NNA-040A-A

[AF 5.2.2.7-020]

5.92.1.21 Wing flaps, slat system, and boundary layer control. Data modules shall be coded: YY-

Y-57-40-YY-NNA-040A-A

[AF 5.2.2.7-021]

5.92.1.22 Wing sweep system. Data modules shall be coded:

YY-Y-57-YY-YY-NNA-040A-A

[AF 5.2.2.7-022]

5.92.1.23 Wing fold systems. Data modules shall be coded:

YY-Y-57-80-YY-NNA-040A-A

[AF 5.2.2.7-023]

5.92.1.24 Speed brake system and spoiler system. Data modules shall be coded:

YY-Y-57-70-YY-NNA-040A-A

[AF 5.2.2.7-024]

5.92.1.25 Stall limiter system. Data modules shall be coded:

YY-Y-27-30-YY-NNA-040A-A

[AF 5.2.2.7-025]

5.92.1.26 Flight control systems. Data modules shall be coded:

YY-Y-27-YY-YY-NNA-040A-A

[AF 5.2.2.7-026]

5.92.1.27 Automatic flight control system. Data modules shall be coded:

YY-Y-22-YY-YY-NNA-040A-A

[AF 5.2.2.7-027]

5.92.1.28 Pitot static system. Data modules shall be coded:

YY-Y-22-10-YY-NNA-040A-A

[AF 5.2.2.7-028]

5.92.1.29 Flight instruments. Data modules shall be coded:

YY-Y-31-YY-YY-NNA-040A-A

[AF 5.2.2.7-029]

5.92.1.30 Doors. Data modules shall be coded:

YY-Y-52-YY-YY-NNA-040A-A

[AF 5.2.2.7-030]

5.92.1.31 Canopies. Data modules shall be coded:

YY-Y-56-YY-YY-NNA-040A-A

[AF 5.2.2.7-031]

5.92.1.32 Seats, ejection seats, and modules. For seats, data modules shall be coded:

YY-Y-25-10-YY-NNA-040A-A

MIL-STD-3048 (USAF)

For ejection seats, data modules shall be coded:

YY-Y-95-10-YY-NNA-040A-A

[AF 5.2.2.7-032]

5.92.1.33 Air conditioning system. Data modules shall be coded:

YY-Y-36-YY-YY-NNA-040A-A

[AF 5.2.2.7-033]

5.92.1.34 Communications and avionics systems. For communications, data modules shall be coded:

YY-Y-43-YY-YY-NNA-040A-A

For avionics, data modules shall be coded:

YY-Y-31-YY-YY-NNA-040A-A

[AF 5.2.2.7-034]

5.92.1.35 Lighting systems. Data modules shall be coded:

YY-Y-33-YY-YY-NNA-040A-A

[AF 5.2.2.7-035]

5.92.1.36 Oxygen systems. Data modules shall be coded:

YY-Y-35-YY-YY-NNA-040A-A

[AF 5.2.2.7-036]

5.92.1.37 Air data computer. Data modules shall be coded:

YY-Y-46-YY-YY-NNA-040A-A

[AF 5.2.2.7-037]

5.92.1.38 Armament/weapons system. Data modules shall be coded:

YY-Y-94-YY-YY-NNA-040A-A

[AF 5.2.2.7-038]

5.92.1.39 Stores coverage. This is covered by making reference to load configurations. Refer to [5.81](#).

[AF 5.2.2.7-039]

5.92.1.40 Personnel accommodations. Data modules shall be coded:

YY-Y-25-20-YY-NNA-040A-A

[AF 5.2.2.7-040]

5.92.1.41 Emergency equipment. Data modules shall be coded:

YY-Y-26-YY-YY-NNA-040A-A

[AF 5.2.2.7-041]

5.92.1.42 Cargo accommodations and aerial delivery. This is covered by making reference to load configurations. Refer to [5.83](#). [AF 5.2.2.7-042]

5.92.1.43 Navigation system. Data modules shall be coded:

YY-Y-34-YY-YY-NNA-040A-A

[AF 5.2.2.7-043]

5.92.1.44 Mission equipment. Data modules shall be coded:

YY-Y-39-YY-YY-NNA-040A-A

[AF 5.2.2.7-044]

5.92.1.45 Miscellaneous equipment. Data modules shall be coded:

YY-Y-YY-YY-YY-NNA-040A-A

MIL-STD-3048 (USAF)

[AF 5.2.2.7-045]

5.92.1.46 Servicing diagram. Data modules shall be coded:

YY-Y-YY-YY-YY-NNA-055Y-A

Where:

Y is an information code variant selected from the Joint Service information codes.

[AF 5.2.2.7-046]

5.92.1.47 Section II - Normal procedures. A descendant publication module shall be produced to cover:

- a. Flight crew duties
- b. Introductory material
- c. Danger areas
- d. Checklist program
- e. Sequence of phases, actions, inspections, and checks
- f. Special inspections
- g. Passenger briefing
- h. Flight planning
- i. Takeoff and landing data card
- j. Weight and balance
- k. Preflight check
- l. Starting engines
- m. Engine ground operation
- n. Before taxiing
- o. Taxiing
- p. Engine run-up
- q. Before takeoff
- r. Line up
- s. Takeoff
- t. Takeoff, landing, instrument approach, and missed approach diagrams
- u. Special-type takeoffs
- v. After takeoff climb
- w. Climb
- x. Cruise
- y. Flight characteristics
- z. Descent
- aa. Holding instrument approaches
- ab. Automatic approach
- ac. Circling approaches
- ad. Before landing
- ae. Landing
- af. Go around/missed approach
- ag. Touch-and-go landings

MIL-STD-3048 (USAF)

- ah. After landing
- ai. Hot refueling
- aj. Engine shutdown
- ak. Post-flight
- al. Before leaving aircraft
- am. Alert procedures

[AF 5.2.2.7-047]

5.92.1.48 Introduction. Data modules shall be coded:

YY-Y-15-3Y-Y-NNA-018Q-A

[AF 5.2.2.7-048]

5.92.1.49 Danger areas. Data modules shall be coded:

YY-Y-YY-YY-YY-NNA-012M-A

[AF 5.2.2.7-049]

5.92.1.50 Checklist program. Data modules shall be coded:

YY-Y-15-3Y-YY-NNA-125A-A

[AF 5.2.2.7-050]

5.92.1.51 Sequence of phases, actions, inspections, and checks. Data modules shall be coded: YY-

Y-15-3Y-YY-NNA-010D-A

[AF 5.2.2.7-051]

5.92.1.52 Special inspections. Data modules shall be coded:

YY-Y-15-3Y-YY-NNA-~~XXXX~~-A

Where:

~~XXXX~~ is one of 283A or 284A.

[AF 5.2.2.7-052]

5.92.1.53 Passenger briefing. Data modules shall be coded:

YY-Y-15-3Y-YY-NNA-130A-A

[AF 5.2.2.7-053]

5.92.1.54 Flight planning. Data modules shall be coded:

YY-Y-15-3Y-YY-NNA-130A-A

[AF 5.2.2.7-054]

5.92.1.55 Takeoff and landing data card. Data modules shall be coded:

YY-Y-15-30-3Y-NNA-130A-A

[AF 5.2.2.7-055]

5.92.1.56 Weight and balance. This is covered by making reference to weight and balance. Refer to 5.81. [AF 5.2.2.7-056]

5.92.1.57 Preflight check. Data modules shall be coded:

YY-Y-15-3Y-YY-NNA-131B-A

[AF 5.2.2.7-057]

5.92.1.58 Starting engines. Data modules shall be coded:

YY-Y-72-YY-YY-NNA-131H-A

[AF 5.2.2.7-058]

MIL-STD-3048 (USAF)

- 5.92.1.59 Engine ground operation. Data modules shall be coded:
YY-Y-72-YY-YY-NNA-131A-A
[AF 5.2.2.7-059]
- 5.92.1.60 Before taxiing. Data modules shall be coded:
YY-Y-15-3Y-YY-NNA-131B-A
[AF 5.2.2.7-060]
- 5.92.1.61 Taxiing. Data modules shall be coded:
YY-Y-15-3Y-YY-NNA-175A-A
[AF 5.2.2.7-061]
- 5.92.1.62 Engine run-up. Data modules shall be coded:
YY-Y-15-3Y-YY-NNA-131H-A
[AF 5.2.2.7-062]
- 5.92.1.63 Before takeoff. Data modules shall be coded:
YY-Y-15-3Y-YY-NNA-131B-A
[AF 5.2.2.7-063]
- 5.92.1.64 Line up. Data modules shall be coded:
YY-Y-15-3Y-YY-NNA-131C-A
[AF 5.2.2.7-064]
- 5.92.1.65 Takeoff. Data modules shall be coded:
YY-Y-15-3Y-YY-NNA-131C-A
[AF 5.2.2.7-065]
- 5.92.1.66 Takeoff, landing, instrument approach, and missed approach diagrams. Data modules shall be coded: YY-
Y-15-3Y-YY-NNA-131G-A
[AF 5.2.2.7-066]
- 5.92.1.67 Special-type takeoffs. Data modules shall be coded:
YY-Y-15-5Y-YY-NNA-131G-A
[AF 5.2.2.7-067]
- 5.92.1.68 After takeoff climb. Data modules shall be coded:
YY-Y-15-3Y-YY-NNA-131C-A
[AF 5.2.2.7-068]
- 5.92.1.69 Climb. Data modules shall be coded:
YY-Y-15-3Y-YY-NNA-131C-A
[AF 5.2.2.7-069]
- 5.92.1.70 Cruise. Data modules shall be coded:
YY-Y-15-3Y-YY-NNA-131C-A
[AF 5.2.2.7-070]
- 5.92.1.71 Flight characteristics. Data modules shall be coded:
YY-Y-15-2Y-YY-NNA-131E-A
[AF 5.2.2.7-071]
- 5.92.1.72 Descent. Data modules shall be coded:

MIL-STD-3048 (USAF)

YY-Y-15-3Y-YY-NNA-131C-A

[AF 5.2.2.7-072]

5.92.1.73 Holding instrument approaches. Data modules shall be coded:

YY-Y-15-3Y-YY-NNA-131G-A

[AF 5.2.2.7-073]

5.92.1.74 Automatic approach. Data modules shall be coded:

YY-Y-15-3Y-YY-NNA-131G-A

[AF 5.2.2.7-074]

5.92.1.75 Circling approaches. Data modules shall be coded:

YY-Y-15-3Y-YY-NNA-131C-A

[AF 5.2.2.7-075]

5.92.1.76 Before landing. Data modules shall be coded:

YY-Y-15-3Y-YY-NNA-131C-A

[AF 5.2.2.7-076]

5.92.1.77 Landing. Data modules shall be coded:

YY-Y-15-3Y-YY-NNA-131C-A

[AF 5.2.2.7-077]

5.92.1.78 Go around/missed approach. Data modules shall be coded:

YY-Y-15-5Y-YY-NNA-131E-A

[AF 5.2.2.7-078]

5.92.1.79 Touch-and-go landings. Data modules shall be coded:

YY-Y-15-5Y-YY-NNA-131E-A

[AF 5.2.2.7-079]

5.92.1.80 After landing. Data modules shall be coded:

YY-Y-15-5Y-YY-NNA-131C-A

[AF 5.2.2.7-080]

5.92.1.81 Hot refueling. Data modules shall be coded:

YY-Y-48-YY-YY-NNA-131C-A

[AF 5.2.2.7-081]

5.92.1.82 Engine shutdown. Data modules shall be coded:

YY-Y-15-3Y-YY-NNA-151B-A

[AF 5.2.2.7-082]

5.92.1.83 Post-flight. Data modules shall be coded:

YY-Y-15-3Y-YY-NNA-131D-A

[AF 5.2.2.7-083]

5.92.1.84 Before leaving aircraft. Data modules shall be coded:

YY-Y-15-3Y-YY-NNA-131C-A

[AF 5.2.2.7-084]

5.92.1.85 Alert procedures. Data modules shall be coded:

YY-Y-15-3Y-YY-NNA-115A-A

MIL-STD-3048 (USAF)

[AF 5.2.2.7-085]

5.92.1.86 Section III - Emergency Procedures. A descendant publication module shall be produced to cover:

- a. Introduction
- b. General emergency procedures
- c. Ground operation emergency procedures
- d. Takeoff emergencies
- e. In-flight emergencies
- f. Landing emergencies
- g. System emergencies
- h. Miscellaneous emergencies
- i. Miscellaneous emergency equipment

[AF 5.2.2.7-086]

5.92.1.87 Introduction. Data modules shall be coded:

YY-Y-15-4Y-YY-NNA-018Q-A

[AF 5.2.2.7-087]

5.92.1.88 General emergency procedures. Data modules shall be coded:

YY-Y-15-4Y-YY-NNA-140A-A

[AF 5.2.2.7-088]

5.92.1.89 Ground operation emergency procedures. Data modules shall be coded:

YY-Y-15-4Y-YY-NNA-141A-A

[AF 5.2.2.7-089]

5.92.1.90 Takeoff emergencies. Data modules shall be coded:

YY-Y-15-4Y-YY-NNA-141A-A

[AF 5.2.2.7-090]

5.92.1.91 In-flight emergencies. Data modules shall be coded:

YY-Y-15-4Y-YY-NNA-141A-A

[AF 5.2.2.7-091]

5.92.1.92 Landing emergencies. Data modules shall be coded:

YY-Y-15-4Y-YY-NNA-141A-A

[AF 5.2.2.7-092]

5.92.1.93 System emergencies. Data modules shall be coded:

YY-Y-15-4Y-YY-NNA-141B-A

[AF 5.2.2.7-093]

5.92.1.94 Miscellaneous emergencies. Data modules shall be coded:

YY-Y-15-4Y-YY-NNA-141A-A

[AF 5.2.2.7-094]

5.92.1.95 Miscellaneous emergency equipment. Data modules shall be coded:

YY-Y-15-4Y-YY-NNA-141C-A

[AF 5.2.2.7-095]

5.92.1.96 Section IV - Mission Crew Duties and Procedures. Data modules shall be coded:

MIL-STD-3048 (USAF)

YY-Y-15-00-00-NNA-130A-A

[AF 5.2.2.7-096]

5.92.1.97 Section V - Operating limitations. A descendant publication module shall be produced to cover:

- a. Emergency crew
- b. Instrument markings
- c. Summary table of limitations
- d. Engine limitations
- e. Starter limitations
- f. Propeller limitations
- g. Rotor limitations
- h. Airspeed and mach limitations
- i. Flight maneuvering limitations
- j. Acceleration limitations
- k. Hovering limitations
- l. Center of gravity limitations
- m. Weight limitations
- n. Barrier limitations
- o. Drag chute limits
- p. Landing limitations
- q. Other limitations

[AF 5.2.2.7-097]

5.92.1.98 Emergency crew. Data modules shall be coded:

YY-Y-15-40-00-NNA-043A-A

[AF 5.2.2.7-098]

5.92.1.99 Instrument markings. Data modules shall be coded:

YY-Y-31-10-00-NNA-043H-A

[AF 5.2.2.7-099]

5.92.1.100 Summary table of limitations. Data modules shall be coded:

YY-Y-31-10-00-NNA-043B-A

[AF 5.2.2.7-100]

5.92.1.101 Engine limitations. Data modules shall be coded:

YY-Y-31-10-00-NNA-043C-A

[AF 5.2.2.7-101]

5.92.1.102 Starter limitations. Data modules shall be coded:

YY-Y-31-10-00-NNA-043C-A

[AF 5.2.2.7-102]

5.92.1.103 Propeller limitations. Data modules shall be coded:

YY-Y-31-10-00-NNA-043C-A

[AF 5.2.2.7-103]

5.92.1.104 Rotor limitations. Data modules shall be coded:

MIL-STD-3048 (USAF)

YY-Y-31-10-00-NNA-043C-A

[AF 5.2.2.7-104]

5.92.1.105 Airspeed and Mach limitations. Data modules shall be coded:

YY-Y-31-10-00-NNA-043E-A

[AF 5.2.2.7-105]

5.92.1.106 Flight maneuvering limitations. Data modules shall be coded:

YY-Y-31-10-00-NNA-043F-A

[AF 5.2.2.7-106]

5.92.1.107 Acceleration limitations. Data modules shall be coded:

YY-Y-31-10-00-NNA-043H-A

[AF 5.2.2.7-107]

5.92.1.108 Hovering limitations. Data modules shall be coded:

YY-Y-31-10-00-NNA-043E-A

[AF 5.2.2.7-108]

5.92.1.109 Center of gravity limitations. This is covered by making reference to mass and balance. Refer to 5.81. [AF 5.2.2.7-109]5.92.1.110 Weight limitations. This is covered by making reference to mass and balance. Refer to 5.81. [AF 5.2.2.7-110]5.92.1.111 Barrier limitations. Data modules shall be coded:

YY-Y-32-90-00-NNA-043H-A

[AF 5.2.2.7-111]

5.92.1.112 Drag chute limits. Data modules shall be coded:

YY-Y-32-80-00-NNA-043H-A

[AF 5.2.2.7-112]

5.92.1.113 Landing limitations. Data modules shall be coded:

YY-Y-32-10-00-NNA-043H-A

[AF 5.2.2.7-113]

5.92.1.114 Other limitations. Data modules shall be coded:

YY-Y-YY-YY-00-NNA-043A-A

[AF 5.2.2.7-114]

5.92.1.115 Section VI - Flight characteristics. A descendant publication module shall be produced to cover:

- a. Flight control system
- b. Normal flight characteristics
- c. Dive recovery characteristics
- d. Flight with asymmetric loads
- e. Abnormal flight characteristics
- f. Stalls
- g. Departures
- h. Spins
- i. Engine operation

[AF 5.2.2.7-115]

MIL-STD-3048 (USAF)

- 5.92.1.116 Flight control system. Data modules shall be coded:
YY-Y-15-10-00-NNA-131G-A
[AF 5.2.2.7-116]
- 5.92.1.117 Normal flight characteristics. Data modules shall be coded:
YY-Y-15-2Y-YY-NNA-131E-A
[AF 5.2.2.7-117]
- 5.92.1.118 Dive recovery characteristics. Data modules shall be coded:
YY-Y-15-2Y-YY-NNA-131E-A
[AF 5.2.2.7-118]
- 5.92.1.119 Flight with asymmetric loads. Data modules shall be coded:
YY-Y-15-2Y-YY-NNA-131E-A
[AF 5.2.2.7-119]
- 5.92.1.120 Abnormal flight characteristics. Data modules shall be coded:
YY-Y-15-2Y-YY-NNA-142E-A
[AF 5.2.2.7-120]
- 5.92.1.121 Stalls. Data modules shall be coded:
YY-Y-15-2Y-YY-NNA-142E-A
[AF 5.2.2.7-121]
- 5.92.1.122 Departures. Data modules shall be coded:
YY-Y-15-2Y-YY-NNA-142E-A
[AF 5.2.2.7-122]
- 5.92.1.123 Spins. Data modules shall be coded:
YY-Y-15-2Y-YY-NNA-142E-A
[AF 5.2.2.7-123]
- 5.92.1.124 Engine operation. Data modules shall be coded:
YY-Y-15-2Y-YY-NNA-142E-A
[AF 5.2.2.7-124]
- 5.92.1.125 Section VII - Adverse weather operation. A descendant publication module shall be produced to cover:
- a. Turbulence and thunderstorms
 - b. Snow, ice, rain, fog, and slush
 - c. Cold weather, hot weather, and desert/tropical operation
- 5.92.1.126 Turbulence and thunderstorms. Data modules shall be coded:
YY-Y-15-5Y-YY-NNA-142B-A
[AF 5.2.2.7-126]
- 5.92.1.127 Snow, ice, rain, fog, and slush. Data modules shall be coded:
YY-Y-15-5Y-YY-NNA-142B-A
[AF 5.2.2.7-127]
- 5.92.1.128 Cold weather, hot weather, and desert/tropical operation. Data modules shall be coded: YY-Y-15-5Y-YY-NNA-142B-A
[AF 5.2.2.7-128]

MIL-STD-3048 (USAF)

5.92.1.129 Section VIII - Air refueling procedures. A descendant publication module shall be produced to cover:

- a. General
- b. Flying safety
- c. Terminology
- d. Air refueling procedures

[AF 5.2.2.7-129]

5.92.1.130 General. Data modules shall be coded:

YY-Y-48-00-YY-NNA-010A-A

[AF 5.2.2.7-130]

5.92.1.131 Flying safety. Data modules shall be coded:

YY-Y-48-00-YY-NNA-012N-A

[AF 5.2.2.7-131]

5.92.1.132 Terminology. Data modules shall be coded:

YY-Y-48-00-YY-NNA-006A-A

[AF 5.2.2.7-132]

5.92.1.133 Air refueling procedures. Projects shall use ATP56B for aerial refueling procedures. [AF 5.2.2.7-133]

5.92.1.134 Additional sections as approved by acquiring activity. A descendant publication module shall be produced to cover each additional section.

For information that is written specifically for crew attention, data modules shall be coded:

YY-Y-15-YY-YY-NNA-**XXXXY**-A

Where:

XXXXY is an information code and variant, selected from the Joint Service information codes.

For all other information, data modules shall be coded:

YY-Y-YY-YY-YY-NNA-**XXXXY**-A

Where:

XXXXY is an information code and variant, selected from the Joint Service information codes.

[AF 5.2.2.7-134]

5.92.1.135 Performance data (when specified). Data modules shall be coded:

YY-Y-15-6Y-YY-NNA-**XXXXY**-A

Where:

XXXXY is an information code and variant selected from the Joint Service information codes.

[AF 5.2.2.7-135]

5.92.1.136 Glossary. Data modules shall be coded:

YY-Y-15-00-00-NNA-006A-A

[AF 5.2.2.7-136]

5.92.1.137 Alphabetical Index. Data modules shall be coded:

YY-Y-15-00-00-NNA-014B-A

[AF 5.2.2.7-137]

5.92.2 Project decisions. None.

MIL-STD-3048 (USAF)

5.93 Test instrument calibration.5.93.1 USAF business rules.**NOTE**

As there is no corresponding S1000D chapter for this section, the AF business rule numbering will be as follows: [AF TIC-NNN] where "TIC" stands for Test Instrument Calibration and "NNN" is the sequential rule number for this section.

5.93.1.1 Scope of content. The scope of content of the test equipment calibration data modules shall be in accordance with MIL-PRF-38793. These data modules shall be used within maintenance manuals that are required by the acquiring activity. [AF TIC-001]

5.93.1.2 SNS. Test equipment calibration data module codes shall use the SNS described at 5.118.1.1. [AF TIC-002]

5.93.1.3 Arrangement. A publication module for the test equipment calibration manual shall be produced and coded in accordance with 5.64. Descendant publication modules shall cover:

- a. Front matter
- b. Identification and description
- c. Equipment requirements
- d. Preliminary operations
- e. Calibration process
- f. Calibration performance tables
- g. Appendices (if required)

[AF TIC-003]

5.93.1.4 Identification and description. A descendant publication module shall be produced to cover:

- a. Test instrument identification
- b. Calibration description
- c. Accessories

Data modules shall be coded:

YY-Y-17-1Y-YY-NNA-040A-A

[AF TIC-004]

5.93.1.5 Equipment requirements. A descendant publication module shall be produced to cover:

- a. Calibration equipment table
- b. Measurement system
- c. Equipment list deviation

Data modules shall be coded:

YY-Y-17-2Y-YY-NNA-040A-A

[AF TIC-005]

5.93.1.6 Preliminary operations. A descendant publication module shall be produced to cover:

- a. Familiarization
- b. Special environmental conditions
- c. Test jigs and fixtures

Data modules shall be coded:

YY-Y-17-3Y-YY-NNA-040A-A

MIL-STD-3048 (USAF)

[AF TIC-006]

5.93.1.7 Calibration process. A descendant publication module shall be produced to cover:

- a. Division of calibration process
- b. Procedure methods
- c. Interconnection instructions
- d. Control settings
- e. Adjustment instructions
- f. Verification and corrective action
- g. Calibration curves and charts
- h. Performance limits

Data modules shall be coded:

YY-Y-17-4Y-YY-NNA-040A-A

[AF TIC-007]

5.93.1.8 Calibration performance tables. Data modules shall be coded:

YY-Y-17-5Y-YY-NNA-040A-A

[AF TIC-008]

5.93.1.9 Appendices (if required). Data modules shall be coded:

YY-Y-17-6Y-YY-NNA-040A-A

[AF TIC-009]

5.93.2 Project decisions. None.5.94 Space systems - Operational manual.5.94.1 USAF business rules.**NOTE**

As there is no corresponding S1000D chapter for this section, the AF business rule numbering will be as follows: [AF SSOM-NNN] where "SSOM" stands for Space Systems Operational Manual and "NNN" is the sequential rule number for this section.

5.94.1.1 Scope of content. The scope of content of the space operation data modules shall be in accordance with MIL-PRF-38314. [AF SSOM-001]5.94.1.2 Standard numbering system. Projects shall use the S1000D General Communications SNS. [AF SSOM-002]5.94.1.3 Arrangement. A publication module for the space operation manual shall be produced and coded in accordance with 5.64. Descendant publication modules shall cover:

- a. Front matter
- b. Chapter 1, Space system description
- c. Chapter 2, Space system operating functions
- d. Chapter 3, Normal operating procedures
- e. Chapter 4, Emergency procedures
- f. Chapter 5, Malfunction procedures
- g. Chapter 6, Operating limitations
- h. Chapter 7, Crew duties and responsibilities

MIL-STD-3048 (USAF)

i. Glossary

[AF SSOM-003]

5.94.1.4 Chapter 1, Space system description. A descendant publication module shall be produced to cover:

- a. Description of the satellite
- b. Description of the ground station/sensor

[AF SSOM-004]

5.94.1.5 Description of the satellite. Data modules shall be coded:

YY-Y-E1-71-YY-NNA-040A-A

[AF SSOM-005]

5.94.1.6 Description of the ground station/sensor. Data modules shall be coded:

YY-Y-E1-72-YY-NNA-040A-A

[AF SSOM-006]

5.94.1.7 Chapter 2, Space system operating functions. A descendant publication module shall be produced to cover:

- a. Process to bring the system to operational capability
- b. Status monitoring
- c. Alarm response
- d. Preparation for mission
- e. Post mission activities
- f. Functional explanation of normal, emergency, and malfunction procedures
- g. Flow diagrams
- h. Functional description of operating procedures

[AF SSOM-007]

5.94.1.8 Process to bring the system to operational capability. Data modules shall be coded: YY-

Y-E1-7Y-YY-NNA-131A-A

[AF SSOM-008]

5.94.1.9 Status monitoring. Data modules shall be coded:

YY-Y-E1-7Y-YY-NNA-130E-A

[AF SSOM-009]

5.94.1.10 Alarm response. Data modules shall be coded:

YY-Y-E1-7Y-YY-NNA-141A-A

[AF SSOM-010]

5.94.1.11 Preparation for mission. Data modules shall be coded:

YY-Y-E1-7Y-YY-NNA-120A-A

[AF SSOM-011]

5.94.1.12 Post-mission activities. Data modules shall be coded:

YY-Y-E1-7Y-YY-NNA-151A-A

[AF SSOM-012]

5.94.1.13 Functional explanation of normal, emergency, and malfunction procedures. Data modules shall be coded:

YY-Y-E1-7Y-NNA-042A-A

MIL-STD-3048 (USAF)

[AF SSOM-013]

5.94.1.14 Flow diagrams. Data modules shall be coded:

YY-Y-E1-7Y-YY-NNA-054A-A

[AF SSOM-014]

5.94.1.15 Functional description of operating procedures. Data modules shall be coded:

YY-Y-E1-7Y-YY-NNA-042A-A

[AF SSOM-015]

5.94.1.16 Chapter 3, Normal operating procedures. A descendant publication module shall be produced to cover:

- a. Changeover procedures
- b. Status and fault monitoring
- c. Activity coordination procedures
- d. Safety procedures
- e. System test procedures
- f. Communications Equipment Procedures

[AF SSOM-016]

5.94.1.17 Changeover procedures. Data modules shall be coded:

YY-Y-E1-7Y-YY-NNA-121A-A

[AF SSOM-017]

5.94.1.18 Status and fault monitoring. Data modules shall be coded:

YY-Y-E1-7Y-YY-NNA-370Y-A

Where:

Y is one of A, B or C.

[AF SSOM-018]

5.94.1.19 Activity coordination procedures. Data modules shall be coded:

YY-Y-E1-7Y-YY-NNA-125A-A

[AF SSOM-019]

5.94.1.20 Safety procedures. Data modules shall be coded:

YY-Y-E1-7Y-YY-NNA-012F-A

[AF SSOM-020]

5.94.1.21 System test procedures. Data modules shall be coded:

YY-Y-E1-7Y-YY-NNA-322B-A

[AF SSOM-021]

5.94.1.22 Communications equipment procedures. Data modules shall be coded:

YY-Y-E1-7Y-YY-NNA-120D-A

[AF SSOM-022]

5.94.1.23 Chapter 4, Emergency procedures. The publication module for the emergency operating procedures shall include all emergency procedures that may be required in the course of an operational shift.

Data modules shall be coded:

YY-Y-E1-7Y-YY-NNA-140B-A

[AF SSOM-023]

MIL-STD-3048 (USAF)

5.94.1.24 Chapter 5, Malfunction Procedures. The publication module for the space system malfunction functions shall include crew maintenance procedures. Refer to 5.76. [AF SSOM-024]

5.94.1.25 Chapter 6, Operating Limitations. A descendant publication module shall be produced to cover at least:

- a. Limits on range and azimuth
- b. Power restrictions
- c. Radiation Hazard (RADHAZ)
- d. Environmental restrictions
- e. Countdown hold restrictions

[AF SSOM-025]

5.94.1.26 Limits on range and azimuth. Data modules shall be coded:

YY-Y-E1-7Y-YY-NNA-043B-A

[AF SSOM-026]

5.94.1.27 Power restrictions. Data modules shall be coded:

YY-Y-E1-7Y-YY-NNA-043C-A

[AF SSOM-027]

5.94.1.28 Radiation Hazard (RADHAZ). Data modules shall be coded:

YY-Y-E1-7Y-YY-NNA-012M-A

[AF SSOM-028]

5.94.1.29 Environmental restrictions. Data modules shall be coded:

YY-Y-E1-7Y-YY-NNA-043G-A

[AF SSOM-029]

5.94.1.30 Countdown hold restrictions. Data modules shall be coded:

YY-Y-E1-7Y-YY-NNA-043B-A

[AF SSOM-030]

5.94.1.31 Chapter 7, Crew Duties and Responsibilities. A descendant publication module shall be produced to cover the title, duties and, responsibilities of individual crew positions required to safely and effectively monitor/operate the space system during normal operations. Titles of crew positions shall be standardized within each space system and, if at all possible, standard titles should be extended throughout the missile warning/space surveillance, satellite operations, and launch systems.

This chapter shall be composed entirely of information furnished by the operating organization and shall contain no information for which engineering responsibility could become an issue.

Data modules shall be coded:

YY-Y-E1-7Y-YY-NNA-043A-A

[AF SSOM-031]

5.94.1.32 Glossary. Data modules shall be coded:

YY-Y-E1-7Y-YY-NNA-005C-A

[AF SSOM-032]

5.94.2 Project decisions. None.

5.95 Space systems - Classified manual.

5.95.1 USAF business rules.

MIL-STD-3048 (USAF)

NOTE

As there is no corresponding S1000D chapter for this section, the AF business rule numbering will be as follows: [AF SSCM-NNN] where "SSCM" stands for Space Systems Classified Manual and "NNN" is the sequential rule number for this section.

5.95.1.1 Coding. The data module and publication module coding for the Space Systems Classified Manual shall be the same as that for the Operations Manual. [AF SSCM-001]

5.95.2 Project decisions. None.

5.96 Space systems - Checklists.

5.96.1 USAF business rules.

NOTE

As there is no corresponding S1000D chapter for this section, the AF business rule numbering will be as follows: [AF SSCL-NNN] where "SSCL" stands for Space Systems Checklists and "NNN" is the sequential rule number for this section.

5.96.1.1 Scope of content. The Scope of content of the Space Systems Checklist data modules shall be in accordance with MIL-PRF-38314. [AF SSCL-001]

5.96.1.2 Arrangement. A publication module for the Space Systems Checklist Manual shall be produced and coded in accordance with 5.64. Descendant publication modules shall cover:

- a. Type I checklists (Nonintegrated)
- b. Type II checklists (Integrated)
- c. Emergency procedures checklists

[AF SSCL-002]

5.96.1.3 Type I checklists (Nonintegrated). Data modules shall be coded:

YY-Y-E1-7Y-YY-NNA-**XXXX**-A

Where:

XXXX is one of 130B, 130P, 130T, 135A, 135B, 142F, 146A, 146B, or 155A.

[AF SSCL-003]

5.96.1.4 Type II checklists (Integrated). Data modules shall be coded:

YY-Y-E1-7Y-YY-NNA-**XXXX**-A

Where:

XXXX is one of 130B, 130P, 130T, 135A, 135B, 142F, 146A, 146B, or 155A.

[AF SSCL-004]

5.96.1.5 Emergency procedures checklists. Data modules shall be coded:

YY-Y-E1-7Y-YY-NNA-145A-A

[AF SSCL-005]

5.96.2 Project decisions. None.

5.97 Intercontinental ballistic missile systems - Operation manual.

5.97.1 USAF business rules.

NOTE

As there is no corresponding S1000D chapter for this section, the AF business rule numbering will be as follows: [AF ICBMSOM-NNN] where

MIL-STD-3048 (USAF)**"ICBMSOM" stands for Intercontinental Ballistic Missile Systems Operation Manual and "NNN" is the sequential rule number for this section.**

5.97.1.1 Scope of content. The scope of content of the Intercontinental Ballistic Missile systems (ICBM) data modules shall be in accordance with MIL-PRF-38311. [AF ICBMSOM-001]

5.97.1.2 Standard numbering system. Projects shall use the S1000D Tactical missiles SNS. [AF ICBMSOM-002]

5.97.1.3 Arrangement. A publication module for the ICBM Operation manual shall be produced and coded in accordance with 5.64. Descendant publication modules shall cover:

- a. Front matter
- b. Chapter 1, Weapon System Description
- c. Chapter 2, Weapon System Operating Functions
- d. Chapter 3, Normal Operating Procedures
- e. Chapter 4, Emergency Procedures
- f. Chapter 5, Malfunction Procedures
- g. Chapter 6, Operating Limitations
- h. Chapter 7, Crew Duties and Responsibilities
- i. Glossary

[AF ICBMSOM-003]

5.97.1.4 Chapter1,WeaponSystemDescription. A descendant publication module shall be produced to cover:

- a. Description of the missile
- b. Launch facilities
- c. Communications
- d. Electrical power
- e. Environmental control
- f. Auxiliary equipment

[AF ICBMSOM-004]

5.97.1.5 Description of the missile. Data modules shall be coded:

YY-Y-YY-00-YY-NNA-040A-A

Where:

YY is one of 00, 24, 28, 31, 34, 44, 50, 58, or 72.

[AF ICBMSOM-005]

5.97.1.6 Launch facilities. Data modules shall be coded:

YY-Y-85-00-YY-NNA-040A-A

[AF ICBMSOM-006]

5.97.1.7 Communications. Data modules shall be coded:

YY-Y-00-10-YY-NNA-040A-A

[AF ICBMSOM-007]

5.97.1.8 Electrical power. Data modules shall be coded:

YY-Y-24-YY-YY-NNA-040A-A

[AF ICBMSOM-008]

5.97.1.9 Environmental control. Data modules shall be coded:

MIL-STD-3048 (USAF)

YY-Y-00-15-YY-NNA-040A-A

[AF ICBMSOM-009]

5.97.1.10 Auxiliary equipment. Data modules shall be coded:

YY-Y-00-30-YY-NNA-040A-A

[AF ICBMSOM-010]

5.97.1.11 Chapter 2, Weapon System Operating Functions. A descendant publication module shall be produced to cover:

- a. Process to bring the system to alert
- b. Status monitoring
- c. Alarm response
- d. Preparation for launch
- e. Post-launch activities
- f. Functional explanation of normal, emergency, and malfunction procedures
- g. Flow diagrams
- h. Functional description of operating procedures

[AF ICBMSOM-011]

5.97.1.12 Process to bring the system to operational capability. Data modules shall be coded: YY-

Y-00-YY-YY-NNA-131A-A

[AF ICBMSOM-012]

5.97.1.13 Status monitoring. Data modules shall be coded:

YY-Y-00-YY-YY-NNA-130E-A

[AF ICBMSOM-013]

5.97.1.14 Alarm response. Data modules shall be coded:

YY-Y-00-YY-YY-NNA-141A-A

[AF ICBMSOM-014]

5.97.1.15 Preparation for mission. Data modules shall be coded:

YY-Y-00-YY-YY-NNA-120A-A

[AF ICBMSOM-015]

5.97.1.16 Post mission activities. Data modules shall be coded:

YY-Y-00-YY-YY-NNA-151A-A

[AF ICBMSOM-016]

5.97.1.17 Functional explanation of normal, emergency and malfunction procedures. Data modules shall be coded:

YY-Y-00-YY-NNA-042A-A

[AF ICBMSOM-017]

5.97.1.18 Flow diagrams. Data modules shall be coded:

YY-Y-00-YY-YY-NNA-054A-A

[AF ICBMSOM-018]

5.97.1.19 Functional description of operating procedures. Data modules shall be coded:

YY-Y-00-YY-YY-NNA-042A-A

[AF ICBMSOM-0191]

MIL-STD-3048 (USAF)

5.97.1.20 Chapter 3, Normal operating procedures. A descendant publication module shall be produced to cover:

- a. Operating practices
- b. Complex or launch control facilities entry and exit procedures
- c. Changeover procedures
- d. Status and fault monitoring
- e. Activity coordination procedures
- f. Safety procedures
- g. Complex status and verification/launch control facility inspections and system test procedures
- h. Communications Equipment Procedures
- i. Alert monitoring
- j. Retargeting, preparatory launch, and launch procedures
- k. Post-launch shutdown procedures

[AF ICBMSOM-020]

5.97.1.21 Operating practices. Data modules shall be coded:

YY-Y-00-YY-YY-NNA-130A-A

[AF ICBMSOM-021]

5.97.1.22 Complex or launch control facilities entry, and exit procedures. Data modules shall be coded: YY-

Y-85-YY-YY-NNA-130A-A

[AF ICBMSOM-022]

5.97.1.23 Changeover procedures. Data modules shall be coded:

YY-Y-00-YY-YY-NNA-121A-A

[AF ICBMSOM-023]

5.97.1.24 Status and fault monitoring. Data modules shall be coded:

YY-Y-00-YY-YY-NNA-370Y-A

Where:

Y is one of A, B or C.

[AF ICBMSOM-024]

5.97.1.25 Activity coordination procedures. Data modules shall be coded:

YY-Y-00-YY-YY-NNA-125A-A

[AF ICBMSOM-025]

5.97.1.26 Safety procedures. Data modules shall be coded:

YY-Y-00-2Y-YY-NNA-012F-A

[AF ICBMSOM-026]

5.97.1.27 Complex status and verification/launch control facility inspections and system test procedures. Data modules shall be coded:

YY-Y-00-YY-YY-NNA-322B-A

or

YY-Y-85-YY-YY-NNA-322B-A

[AF ICBMSOM-027]

5.97.1.28 Communications equipment procedures. Data modules shall be coded:

MIL-STD-3048 (USAF)

YY-Y-00-1Y-YY-NNA-120D-A

[AF ICBMSOM-028]

5.97.1.29 Alert monitoring. Data modules shall be coded:

YY-Y-00-YY-YY-NNA-130E-A

[AF ICBMSOM-029]

5.97.1.30 Retargeting, preparatory launch, and launch procedures. Data modules shall be coded: YY-

Y-85-YY-YY-NNA-120H-A

[AF ICBMSOM-030]

5.97.1.31 Post-launch shutdown procedures. Data modules shall be coded:

YY-Y-85-YY-YY-NNA-160N-A

[AF ICBMSOM-031]

5.97.1.32 Chapter 4, Emergency procedures. The publication module for the emergency procedures shall include all emergency procedures that may be required in the course of an operational shift.

Data modules shall be coded:

YY-Y-YY-YY-YY-NNA-140B-A

Where:

YY is one of 00, 24, 28, 31, 34, 44, 50, 58, or 72.

[AF ICBMSOM-032]

5.97.1.33 Chapter 5, Malfunction Procedures. The publication module for the missile/launcher malfunction functions shall include crew maintenance procedures. Refer to 5.76. [AF ICBMSOM-033]5.97.1.34 Chapter 6, Operating Limitations. A descendant publication module shall be produced to cover at least:

- a. Limits on battery life
- b. Limit on start of countdown or launch
- c. Countdown hold limitations
- d. Environmental restrictions

[AF ICBMSOM-034]

5.97.1.35 Limits on battery life. Data modules shall be coded:

YY-Y-00-YY-YY-NNA-043C-A

[AF ICBMSOM-035]

5.97.1.36 Limits on start of countdown or launch. Data modules shall be coded: YY-

Y-85-YY-YY-NNA-043B-A

[AF ICBMSOM-036]

5.97.1.37 Countdown hold limitations. Data modules shall be coded:

YY-Y-00-YY-YY-NNA-043B-A

[AF ICBMSOM-037]

5.97.1.38 Environmental restrictions. Data modules shall be coded:

YY-Y-00-YY-YY-NNA-043G-A

[AF ICBMSOM-038]

5.97.1.39 Chapter 7, Crew Duties and Responsibilities. Data modules shall be coded: YY-

Y-00-YY-YY-NNA-043A-A

MIL-STD-3048 (USAF)

[AF ICBMSOM-039]

5.97.1.40 Glossary. Data modules shall be coded:

YY-Y-00-40-YY-NNA-005C-A

[AF ICBMSOM-040]

5.97.2 Project decisions. None.5.98 Intercontinental ballistic missile systems - Classified manual.5.98.1 USAF business rules.**NOTE**

As there is no corresponding S1000D chapter for this section, the AF business rule numbering will be as follows: [AF ICBMSCM-NNN] where "ICBMSCM" stands for Intercontinental Ballistic Missile Systems Classified Manual and "NNN" is the sequential rule number for this section.

5.98.1.1 Coding. The data module and publication module coding for the ICBM systems classified manual shall be the same as that for the Operations Manual. [AF ICBMSCM-001]5.98.2 Project decisions. None.5.99 Intercontinental ballistic missile systems - Checklists.5.99.1 USAF business rules.**NOTE**

As there is no corresponding S1000D chapter for this section, the AF business rule numbering will be as follows: [AF ICBMSCL-NNN] where "ICBMSCL" stands for Intercontinental Ballistic Missile Systems Checklists and "NNN" is the sequential rule number for this section.

5.99.1.1 Arrangement. A publication module for the ICBM Checklists Manual shall be produced and coded in accordance with 5.64. Descendant publication modules shall cover:

- a. Type I checklists (Nonintegrated)
- b. Type II checklists (Integrated)
- c. Emergency procedures checklists

[AF ICBMSCL-001]

5.99.1.2 Type I checklists (Nonintegrated). Data modules shall be coded:YY-Y-00-YY-YY-NNA-**XXXXY**-A

Where:

XXXXY is one of 130B, 130P, 130T, 135A, 135B, 142F, 146A, 146B, or 155A.

[AF ICBMSCL-002]

5.99.1.3 Type II checklists (Integrated). Data modules shall be coded:YY-Y-00-YY-YY-NNA-**XXXXY**-A

Where:

XXXXY is one of 130B, 130P, 130T, 135A, 135B, 142F, 146A, 146B, or 155A.

[AF ICBMSCL-003]

5.99.1.4 Emergency procedures checklists. Data modules shall be coded:

YY-Y-00-YY-YY-NNA-145A-A

[AF ICBMSCL-004]

MIL-STD-3048 (USAF)

5.99.2 Project decisions. None.

5.100 Two-Chapter Work Unit Codes Manual.

5.100.1 USAF business rules.

NOTE

As there is no corresponding S1000D chapter for this section, the AF business rule numbering will be as follows: [AF 2CWUCM-NNN] where "2CWUCM" stands for Two-Chapter Work Unit Codes Manual and "NNN" is the sequential rule number for this section.

5.100.1.1 Scope of content. The scope of content of Work Unit Code data modules shall be in accordance with MIL-PRF-38769. [AF 2CWUCM-001]

5.100.1.2 Arrangement. A top-level publication module for the two-chapter Work Unit Codes Manual shall be produced and coded in accordance with 5.64. Descendant publication modules shall cover:

- a. Front matter
- b. Type maintenance codes
- c. Action taken codes
- d. When discovered codes
- e. How malfunctioned codes (alphabetic sequence)
- f. How malfunctioned codes (numeric sequence)
- g. Work unit codes - support general
- h. Unique data codes for maintenance cost system
- i. Chapter 1 - Work unit code - noun - system/subsystem/reference designation index (equipment and SE)
- j. Chapter 2 - System/subsystem/reference designation index - noun - work unit code (equipment and SE)

[AF 2CWUCM-002]

5.100.1.3 Type maintenance codes. Data modules shall be coded:

YY-Y-YY-YY-YY-01A-017A-A

[AF 2CWUCM-003]

5.100.1.4 Action taken codes. Data modules shall be coded:

YY-Y-YY-YY-YY-02A-017A-A

[AF 2CWUCM-004]

5.100.1.5 When discovered codes. Data modules shall be coded:

YY-Y-YY-YY-YY-03A-017A-A

[AF 2CWUCM-005]

5.100.1.6 How malfunctioned codes (alphabetic sequence). Data modules shall be coded:

YY-Y-YY-YY-YY-04A-017A-A

[AF 2CWUCM-006]

5.100.1.7 How malfunctioned codes (numeric sequence). Data modules shall be coded:

YY-Y-YY-YY-YY-05A-017A-A

[AF 2CWUCM-007]

5.100.1.8 Work unit codes - support general. Data modules shall be coded:

MIL-STD-3048 (USAF)

YY-Y-YY-YY-YY-06A-017A-A

[AF 2CWUCM-008]

5.100.1.9 Unique data codes for maintenance cost system. Data modules shall be coded: YY-

Y-YY-YY-YY-07A-017A-A

[AF 2CWUCM-009]

5.100.1.10 Chapter 1 - Work unit code - noun - system/subsystem/reference designation index (equipment and SE).

Data modules shall be coded:

YY-Y-YY-YY-YY-1YY-017A-A

[AF 2CWUCM-010]

5.100.1.11 Chapter 2 - System/subsystem/reference designation index - noun - work unit code (equipment and SE).

Data modules shall be coded:

YY-Y-YY-YY-YY-2YY-017A-A

[AF 2CWUCM-0011]

5.100.2 Project decisions. None.5.101 Three-Chapter Work Unit Codes Manual.5.101.1 USAF business rules.**NOTE**

As there is no corresponding S1000D chapter for this section, the AF business rule numbering will be as follows: [AF 3CWUCM-NNN] where "3CWUCM" stands for Three-Chapter Work Unit Codes Manual and "NNN" is the sequential rule number for this section.

5.101.1.1 Scope of content. The scope of content of Work Unit Code data modules shall be in accordance with MIL-PRF-38769. [AF 3CWUCM-001]5.101.1.2 Arrangement. A top level publication module for the three-chapter Work Unit Codes Manual shall be produced and coded in accordance with 5.64. Descendant publication modules shall cover:

- a. Front matter
- b. Type maintenance codes
- c. Action taken codes
- d. When discovered codes
- e. How malfunctioned codes (alphabetic sequence)
- f. How malfunctioned codes (numeric sequence)
- g. Work unit codes - support general
- h. Unique data codes for maintenance cost system
- i. Chapter 1 - Work unit code - noun - system/subsystem/reference designation index (equipment only)
- j. Chapter 2 - System/subsystem/reference designation index - noun - work unit code (equipment only)
- k. Chapter 3 - Work unit codes - noun - equipment identification (SE only)

Data modules for items a through j above shall be coded in the same way as the two-chapter manual. Refer to 5.100.

Data modules for item k above shall be coded:

YY-Y-YY-YY-YY-3YY-017A-A

[AF 3CWUCM-002]

5.101.2 Project decisions. None.

MIL-STD-3048 (USAF)5.102 Weapon Delivery.5.102.1 USAF business rules.**NOTE**

As there is no corresponding S1000D chapter for this section, the AF business rule numbering will be as follows: [AF WD-NNN] where "WD" stands for Weapon Delivery and "NNN" is the sequential rule number for this section.

5.102.1.1 Scope of content. The scope of content of the Weapons Delivery Manual shall be in accordance with MIL-PRF-38384D. [AF WD-001]

5.102.1.2 Arrangement of weapon delivery information. A publication module for the Weapons Delivery Manual shall be produced and coded in accordance with 5.64. Descendant publication modules shall cover:

- a. Nonnuclear weapon delivery manual
- b. Nuclear weapon delivery manual (Strategic bomber aircraft)
- c. Aircrew nuclear missile delivery manual (Strategic bomber aircraft)
- d. Aircrew nuclear bomb delivery manual (Tactical aircraft)
- e. Nonnuclear weapon delivery source data packages
- f. Nonnuclear weapon delivery checklists
- g. Nuclear weapon delivery checklists (Strategic bomber aircraft)
- h. Aircrew nuclear bomb delivery checklists (Tactical aircraft)

[AF WD-002]

5.102.1.3 Nonnuclear weapon delivery manual. A publication module for the Non-nuclear Weapon Delivery Manual shall be produced and coded in accordance with 5.64. Descendant publication modules shall cover:

- a. Specific aircraft manual
- b. Standard volume manual

[AF WD-003]

5.102.1.3.1 Specific aircraft manual (one volume). A descendant publication module shall be produced to cover:

- a. Front matter
- b. Section I - Description
- c. Section II - Normal aircrew procedures
- d. Section III - Emergency aircrew procedures
- e. Section IV - Supplementary data
- f. Section V - Planning procedures and sample problems
- g. Section VI - Planning charts and ballistic tables
- h. Alphabetical index

[AF WD-004]

5.102.1.3.2 Specific aircraft manual (two volumes). A descendant publication module shall be produced to cover:

- a. Volume 1 - Front matter, and Sections I through IV
- b. Volume 2 - Section V and VI, and Alphabetical Index

[AF WD-005]

5.102.1.3.3 Section I - Description. A descendant publication module shall be produced to cover:

MIL-STD-3048 (USAF)

- a. Mission description
- b. Aircraft weapon release systems and controls
- c. Controls
- d. Weapon suspension systems
- e. Nonnuclear weapons (combat)
- f. Nonnuclear weapon fuzes
- g. Nonnuclear training weapons and equipment

[AF WD-006]

5.102.1.3.4 Mission description. Data modules shall be coded:

YY-A42-01-YY-NNA-043A-A

[AF WD-007]

5.102.1.3.5 Aircraft weapon release systems and controls. Data modules covering release systems shall be coded:

YY-A94-10-YY-NNA-034E-A

[AF WD-008]

5.102.1.3.6 Controls. Data modules shall be coded:

YY-A94-70-YY-NNA-034E-A

[AF WD-009]

5.102.1.3.7 Weapon suspension systems. Data modules shall be coded:

YY-A94-30-YY-NNA-034E-A

[AF WD-010]

5.102.1.3.8 Nonnuclear weapons (combat). Data modules shall be coded:

YY-A94-01-YY-NNA-042A-A

[AF WD-011]

5.102.1.3.9 Nonnuclear weapon fuzes. Data modules shall be coded:

YY-A94-01-YY-NNA-042A-A

[AF WD-012]

5.102.1.3.10 Nonnuclear training weapons and equipment. Data modules shall be coded:

YY-A94-01-YY-NNA-043J-A

[AF WD-013]

5.102.1.3.11 Section II - Normal aircrew procedures. A descendant publication module shall be produced to cover:

- a. Scope
- b. Preflight procedures
- c. In-flight procedures
- d. Post-flight procedures

[AF WD-014]

5.102.1.3.12 Scope. Data modules shall be coded:

YY-A94-00-YY-NNA-018Z-A

[AF WD-015]

5.102.1.3.13 Preflight procedures. Data modules shall be coded:

MIL-STD-3048 (USAF)

YY-A42-02-YY-NNA-131B-A

[AF WD-016]

5.102.1.3.14 In-flight procedures. Data modules shall be coded:

YY-A42-02-YY-NNA-131C-A

[AF WD-017]

5.102.1.3.15 Post-flight procedures. Data modules shall be coded:

YY-A42-02-YY-NNA-131D-A

[AF WD-018]

5.102.1.3.16 Section III - Emergency aircrew procedures. A descendant publication module shall be produced to cover:

- a. Emergency release procedures
- b. Firefighting criteria

[AF WD-019]

5.102.1.3.17 Emergency release procedures. Data modules shall be coded:

YY-A95-01-YY-NNA-141A-A

[AF WD-020]

5.102.1.3.18 Firefighting criteria. Data modules shall be coded:

YY-A95-01-YY-NNA-989A-A

[AF WD-021]

5.102.1.3.19 Section IV - Supplementary data. A descendant publication module shall be produced to cover:

- a. Error analysis
- b. Harmonization
- c. Safe escape and fuze arming time data
- d. Conversion values
- e. Ballistic equations
- f. Automated systems error analysis

[AF WD-022]

5.102.1.3.20 Error analysis. Data modules shall be coded:

YY-A42-61-YY-NNA-012B-A

[AF WD-023]

5.102.1.3.21 Harmonization. Data modules shall be coded:

YY-A42-61-YY-NNA-010B-A

[AF WD-024]

5.102.1.3.22 Safe escape and fuze arming time data. Data modules shall be coded: YY-

A95-01-YY-NNA-012N-A

[AF WD-025]

5.102.1.3.23 Conversion values. Data modules shall be coded:

YY-A42-52-YY-NNA-00YD-A

[AF WD-026]

5.102.1.3.24 Ballistic equations. Data modules shall be coded:

MIL-STD-3048 (USAF)

YY-A42-52-YY-NNA-010B-A

[AF WD-027]

5.102.1.3.25 Automated systems error analysis. Data modules shall be coded:

YY-A42-61-YY-NNA-370B-A

[AF WD-028]

5.102.1.3.26 Section V - Planning procedures and sample problems. A descendant publication module shall be produced to cover:

- a. Scope
- b. Description of charts and tables
- c. Sample problems for each type of delivery mode

[AF WD-029]

5.102.1.3.27 Scope. Data modules shall be coded:

YY-A94-00-YY-NNA-018Z-A

[AF WD-030]

5.102.1.3.28 Description of charts and tables. Data modules shall be coded:

YY-A42-52-YY-NNA-00YD-A

[AF WD-031]

5.102.1.3.29 Sample problems for each type of delivery mode. Data modules shall be coded: YY-

A42-03-YY-NNA-932A-A

[AF WD-032]

5.102.1.3.30 Section VI - Planning charts and ballistic tables. A descendant publication module shall be produced to cover:

- a. Safe escape charts
- b. Fuze arming time charts
- c. Angle of attack charts
- d. Sight depression angle charts
- e. Airspeed and altimeter position error chart
- f. Dive recovery chart
- g. Conversion tables
- h. Forms
- i. Tables necessary for planning all types of releases
- j. Alphabetical Index

[AF WD-033]

5.102.1.3.31 Safe escape charts. Data modules shall be coded:

YY-A42-52-YY-NNA-00YB-A

[AF WD-034]

5.102.1.3.32 Fuze arming time charts. Data modules shall be coded:

YY-A42-52-YY-NNA-00YB-A

[AF WD-035]

5.102.1.3.33 Angle of attack charts. Data modules shall be coded:

YY-A42-52-YY-NNA-00YB-A

MIL-STD-3048 (USAF)

[AF WD-036]

5.102.1.3.34 Sight depression angle charts. Data modules shall be coded:

YY-A42-52-YY-NNA-00YB-A

[AF WD-037]

5.102.1.3.35 Airspeed and altimeter position error chart. Data modules shall be coded: YY-

A42-52-YY-NNA-00YB-A

[AF WD-038]

5.102.1.3.36 Dive recovery chart. Data modules shall be coded:

YY-A42-52-YY-NNA-00YB-A

[AF WD-039]

5.102.1.3.37 Conversion tables. Data modules shall be coded:

YY-A42-52-YY-NNA-00YD-A

[AF WD-040]

5.102.1.3.38 Forms. Data modules shall be coded:

YY-A42-52-YY-NNA-00YB-A

[AF WD-041]

5.102.1.3.39 Tables necessary for planning all types of releases. Data modules shall be coded: YY-

A42-52-YY-NNA-00YA-A

[AF WD-042]

5.102.1.3.40 Alphabetical Index. Data modules shall be coded:

YY-A94-00-00-NNA-014B-A

[AF WD-043]

5.102.1.3.41 Standard volume manual. A descendant publication module shall be produced to cover:

- a. Front matter
- b. Section I - Description
- c. Section II - Air-to-surface munitions
- d. Section III - Fuzes
- e. Section IV - Special equipment
- f. Section V - Air-to-air missiles
- g. Section VI - Suspension systems
- h. Section VII - Safe escape/safe separation
- i. Section VIII - Supplementary data error analysis
- j. Section IX - Mission planning
- k. Alphabetical Index

[AF WD-044]

5.102.1.3.42 Section I-Description. This section includes all system descriptions, except those common to two or more aircraft.

Data modules shall be coded:

YY-A94-01-YY-NNA-034E-A

[AF WD-045]

MIL-STD-3048 (USAF)

5.102.1.3.43 Section II - Air-to-surface munitions. A descendant publication module shall be produced to cover:

- a. Aircrew-oriented physical descriptive data for air-to-surface nonnuclear munitions
- b. Aircrew-oriented functional descriptive data for air-to-surface nonnuclear munitions

[AF WD-046]

5.102.1.3.44 Aircrew-oriented physical descriptive data for air-to-surface nonnuclear munitions. Data modules shall be coded:

YY-A94-01-YY-NNA-044A-A

[AF WD-047]

5.102.1.3.45 Aircrew-oriented functional descriptive data for air-to-surface nonnuclear munitions. Data modules shall be coded:

YY-A94-01-YY-NNA-043A-A

[AF WD-048]

5.102.1.3.46 Section III - Fuzes. A descendant publication module shall be produced to cover:

- a. Aircrew-oriented physical descriptive data for fuzes used in nonnuclear munitions
- b. Aircrew-oriented functional descriptive data for fuzes used in nonnuclear munitions

[AF WD-049]

5.102.1.3.47 Aircrew-oriented physical descriptive data for fuzes used in nonnuclear munitions. Data modules shall be coded:

YY-A94-01-YY-NNA-044A-A

[AF WD-050]

5.102.1.3.48 Aircrew-oriented functional descriptive data for fuzes used in nonnuclear munitions. Data modules shall be coded:

YY-A94-01-YY-NNA-043A-A

[AF WD-051]

5.102.1.3.49 Section IV - Special equipment. This section includes descriptions of special equipment used with stores covered in the standard volume.

Data modules shall be coded:

YY-A94-01-YY-NNA-033A-A

[AF WD-052]

5.102.1.3.50 Section V - Air-to-air missiles. A descendant publication module shall be produced to cover:

- a. General discussion of missiles, type, and classification
- b. Descriptive data for air-to-air missiles

[AF WD-053]

5.102.1.3.51 General discussion of missiles, type, and classification. Data modules shall be coded: YY-

A94-01-YY-NNA-043J-A

[AF WD-054]

5.102.1.3.52 Descriptive data for air-to-air missiles. Data modules shall be coded:

YY-A94-01-YY-NNA-043J-A

[AF WD-055]

5.102.1.3.53 Section VI - Suspension systems. This section includes descriptive data for suspension systems used with stores covered in the standard volume.

MIL-STD-3048 (USAF)

Data modules shall be coded:

YY-A94-30-YY-NNA-043J-A

[AF WD-056]

5.102.1.3.54 Section VII - Safe escape/safe separation. A descendant publication module shall be produced to cover:

- a. Safe escape
- b. Safe separation
- c. Safe escape maneuvers
- d. Safe escape/safe separation charts
- e. Minimum release altitude for fuze arming
- f. Maximum bomb fragment travel
- g. Fragment deconfliction

[AF WD-057]

5.102.1.3.55 Safe escape. Data modules shall be coded:

YY-A95-01-YY-NNA-012N-A

[AF WD-058]

5.102.1.3.56 Safe separation. Data modules shall be coded:

YY-A95-01-YY-NNA-012N-A

[AF WD-059]

5.102.1.3.57 Safe escape maneuvers. Data modules shall be coded:

YY-A95-01-YY-NNA-012N-A

[AF WD-060]

5.102.1.3.58 Safe escape/safe separation charts. Data modules shall be coded:

YY-A95-01-YY-NNA-00YB-A

[AF WD-061]

5.102.1.3.59 Minimum release altitude for fuze arming. Data modules shall be coded:

YY-A94-71-YY-NNA-012F-A

[AF WD-062]

5.102.1.3.60 Maximum bomb fragment travel. Data modules shall be coded:

YY-A94-03-YY-NNA-012F-A

[AF WD-063]

5.102.1.3.61 Fragment deconfliction. Data modules shall be coded:

YY-A94-03-YY-NNA-012F-A

[AF WD-064]

5.102.1.3.62 Section VIII - Supplementary data error analysis. A descendant publication module shall be produced to cover:

- a. Weapon delivery
- b. Error analysis

[AF WD-065]

5.102.1.3.63 Weapon delivery. These data modules include armament reference lines and bombing geometry information.

MIL-STD-3048 (USAF)

Data modules shall be coded:

YY-A94-04-YY-NNA-010B-A

[AF WD-066]

5.102.1.3.64 Error analysis. Error analysis information shall include bomb information, errors affecting ordnance impact information, trajectory error information, release altitude error information, dive angle error information, airspeed error information, miss distance attributed to delivery error information, effect of true airspeed (TAS) error information, effect of release altitude error information, effect of dive angle error information, rockets/guns information, other delivery errors information, and miscellaneous supplementary data.

Data modules shall be coded:

YY-A42-61-YY-NNA-010B-A

Error analysis shall also include error analysis chart error information.

Data modules shall be coded:

YY- A42-61-YY-NNA-00YB-A

[AF WD-067]

5.102.1.3.65 Section IX - Mission planning. A descendant publication module shall be produced to cover:

- a. Charts and tables
- b. Mission planning
- c. Chart and table description
- d. Pop-up attack planning
- e. Pop-up planning chart use
- f. Mission planning example
- g. Mission planning form
- h. Pop-up planning worksheet
- i. Charts and tables

[AF WD-068]

5.102.1.3.66 Charts and tables. Data modules shall be coded:

YY-A42-52-YY-NNA-00YD-A

[AF WD-069]

5.102.1.3.67 Mission planning. A descendant publication module shall be produced to cover:

- a. Mission planning form use
- b. Microcomputer weapons delivery software
- c. Ballistics tables information
- d. Safe escape/safe separation/fuze arming
- e. Chart and table description

[AF WD-070]

5.102.1.3.68 Mission planning form use. Data modules shall be coded:

YY-A42-52-YY-NNA-00YB-A

[AF WD-071]

5.102.1.3.69 Microcomputer weapons delivery software. Data modules shall be coded:

YY-A94-04-YY-NNA-090A-A

[AF WD-072]

MIL-STD-3048 (USAF)

5.102.1.3.70 Ballistics tables information. Data modules shall be coded:

YY-A42-52-YY-NNA-00YD-A

[AF WD-073]

5.102.1.3.71 Safe escape/safe separation/fuze arming. Data modules shall be coded:

YY-A95-01-YY-NNA-012N-A

[AF WD-074]

5.102.1.3.72 Chart and table description. A descendant publication module shall be produced to cover:

- a. Fuze compatibility table
- b. Altitude conversion
- c. Relative wind vector
- d. Airspeed conversion
- e. Vertical drop required for fuze arming
- f. Dive recovery information
- g. Trigonometric functions
- h. Safe escape and fuze arming tables
- i. Minimum release altitude for fuze arming
- j. Impact spacing
- k. Altitude loss during ripple release
- l. Zero sight line angle of attack
- m. Sight depression angle
- n. Aim off-distance information
- o. Dive angle versus distance
- p. Altimeter lag
- q. Altimeter position error table
- r. Cluster bomb release envelope tables

[AF WD-075]

5.102.1.3.73 Fuze compatibility table. Data modules shall be coded:

YY-A42-52-YY-NNA-00YD-A

[AF WD-076]

5.102.1.3.74 Altitude conversion. Data modules shall be coded:

YY-A42-52-YY-NNA-010B-A

[AF WD-077]

5.102.1.3.75 Relative wind vector. Data modules shall be coded:

YY-A42-21-YY-NNA-010B-A

[AF WD-078]

5.102.1.3.76 Airspeed conversion. Data modules shall be coded:

YY-A42-21-YY-NNA-010B-A

[AF WD-079]

5.102.1.3.77 Vertical drop required for fuze arming. Data modules shall be coded:

YY-A94-04-YY-NNA-010B-A

MIL-STD-3048 (USAF)

[AF WD-080]

5.102.1.3.78 Dive recovery. Data modules shall be coded:

YY-A42-21-YY-NNA-010B-A

[AF WD-081]

5.102.1.3.79 Trigonometric functions. Data modules shall be coded:

YY-A42-52-YY-NNA-010B-A

[AF WD-082]

5.102.1.3.80 Safe escape and fuze arming tables. Data modules shall be coded:

YY-A95-01-YY-NNA-00YD-A

[AF WD-083]

5.102.1.3.81 Minimum release altitude for fuze arming. Data modules shall be coded:

YY-A94-04-YY-NNA-010B-A

[AF WD-084]

5.102.1.3.82 Impact spacing. Data modules shall be coded:

YY-A94-04-YY-NNA-010B-A

[AF WD-085]

5.102.1.3.83 Altitude loss during ripple release. Data modules shall be coded:

YY-A42-21-YY-NNA-010B-A

[AF WD-086]

5.102.1.3.84 Zero sight line angle of attack. Data modules shall be coded:

YY-A94-04-YY-NNA-010B-A

[AF WD-087]

5.102.1.3.85 Sight depression angle. Data modules shall be coded:

YY-A94-04-YY-NNA-010B-A

[AF WD-088]

5.102.1.3.86 Aim off-distance. Data modules shall be coded:

YY-A94-04-YY-NNA-010B-A

[AF WD-089]

5.102.1.3.87 Dive angle versus distance. Data modules shall be coded:

YY-A42-21-YY-NNA-010B-A

[AF WD-090]

5.102.1.3.88 Altimeter lag. Data modules shall be coded:

YY-A94-04-YY-NNA-010B-A

[AF WD-091]

5.102.1.3.89 Altimeter position error table. Data modules shall be coded:

YY-A42-52-YY-NNA-00YD-A

[AF WD-092]

5.102.1.3.90 Cluster bomb release envelope tables. Data modules shall be coded:

YY-A42-52-YY-NNA-00YD-A

[AF WD-093]

MIL-STD-3048 (USAF)

5.102.1.3.91 Pop-up attack planning. Data modules shall be coded:

YY-A42-51-YY-NNA-932A-A

[AF WD-094]

5.102.1.3.92 Pop-up planning chart use. Data modules shall be coded:

YY-A42-52-YY-NNA-00YB-A

[AF WD-095]

5.102.1.3.93 Mission planning example. Data modules shall be coded:

YY-A42-51-YY-NNA-932A-A

[AF WD-096]

5.102.1.3.94 Mission planning form. Data modules shall be coded:

YY-A42-52-YY-NNA-00YB-A

[AF WD-097]

5.102.1.3.95 Pop-up planning worksheet. Data modules shall be coded:

YY-A42-52-YY-NNA-961A-A

[AF WD-098]

5.102.1.3.96 Charts and tables. A descendant publication module shall be produced to cover:

- a. Stores weight table
- b. Aircraft weights table
- c. Altitude conversion chart
- d. Relative wind vector chart
- e. Airspeed conversion chart
- f. Dive recovery chart
- g. Minimum release altitude for fuze arming charts
- h. Impact spacing tables
- i. Altitude loss during ripple release table
- j. Sight depression angle chart
- k. Zero line of sight attack milliradian (MIL) tables
- l. Aim off-distance chart
- m. Dive angle versus distance chart
- n. Altitude lag chart
- o. Fixed range mark nautical miles (nmi) ground range in feet (ft) conversion table
- p. Pop-up planning chart information
- q. Trigonometric functions table information
- r. Conversion values chart information

[AF WD-099]

5.102.1.3.97 Stores weight table. Data modules shall be coded:

YY-A42-52-YY-NNA-00YD-A

[AF WD-100]

5.102.1.3.98 Aircraft weights table. Data modules shall be coded:

YY- A42-52-YY-NNA-00YD-A

MIL-STD-3048 (USAF)

[AF WD-101]

5.102.1.3.99 Altitude conversion chart. Data modules shall be coded:

YY- A42-52-YY-NNA-00YB-A

[AF WD-102]

5.102.1.3.100 Relative wind vector chart. Data modules shall be coded:

YY- A42-52-YY-NNA-00YB-A

[AF WD-103]

5.102.1.3.101 Airspeed conversion chart. Data modules shall be coded:

YY- A42-52-YY-NNA-00YB-A

[AF WD-104]

5.102.1.3.102 Dive recovery chart. Data modules shall be coded:

YY- A42-52-YY-NNA-00YB-A

[AF WD-105]

5.102.1.3.103 Minimum release altitude for fuze arming charts. Data modules shall be coded: YY-

A42-52-YY-NNA-00YB-A

[AF WD-106]

5.102.1.3.104 Impact spacing tables. Data modules shall be coded:

YY- A42-52-YY-NNA-00YD-A

[AF WD-107]

5.102.1.3.105 Altitude loss during ripple release table. Data modules shall be coded: YY-

A42-52-YY-NNA-00YD-A

[AF WD-108]

5.102.1.3.106 Sight depression angle chart. Data modules shall be coded:

YY- A42-52-YY-NNA-00YB-A

[AF WD-109]

5.102.1.3.107 Zero line of sight attack milliradian (MIL) tables. Data modules shall be coded: YY-

A42-52-YY-NNA-00YD-A

[AF WD-110]

5.102.1.3.108 Aim off-distance chart. Data modules shall be coded:

YY- A42-52-YY-NNA-00YB-A

[AF WD-111]

5.102.1.3.109 Dive angle versus distance chart. Data modules shall be coded:

YY- A42-52-YY-NNA-00YB-A

[AF WD-112]

5.102.1.3.110 Altitude lag chart. Data modules shall be coded:

YY- A42-52-YY-NNA-00YB-A

[AF WD-113]

5.102.1.3.111 Fixed range mark nautical miles (nmi) ground range in feet (ft) conversion table. Data modules shall be coded:

YY- A42-52-YY-NNA-00YD-A

[AF WD-114]

MIL-STD-3048 (USAF)

5.102.1.3.112 Pop-up planning chart information. Data modules shall be coded:

YY- A42-52-YY-NNA-00YB-A

[AF WD-115]

5.102.1.3.113 Trigonometric functions table information. Data modules shall be coded:

YY- A42-52-YY-NNA-00YD-A

[AF WD-116]

5.102.1.3.114 Conversion values chart information. Data modules shall be coded:

YY- A42-52-YY-NNA-00YB-A

[AF WD-117]

5.102.1.3.115 Alphabetical Index. Data modules shall be coded:

YY-A94-00-00-NNA-014B-A

[AF WD-118]

5.102.1.4 Nuclear weapon delivery manual (Strategic bomber aircraft). A publication module for the Aircrew Nuclear Bomb Delivery Manual shall be produced and coded in accordance with 5.64. Descendant publication modules shall cover:

- a. Volume 1 - Nuclear bomb basic information
- b. Volume 2 - Nuclear bomb delivery basic information and operating procedures
- c. Volume 3 - Nuclear bomb delivery ballistics

[AF WD-119]

5.102.1.4.1 Volume 1 - Nuclear bomb basic information. A descendant publication module shall be produced to cover:

- a. Front matter
- b. Section I - Bomb description
- c. Section II - Nuclear bomb effects
- d. Section III - Bomb limitations
- e. Section IV - Escape data
- f. Section V - Supplementary data

[AF WD-120]

5.102.1.4.2 Section I - Bomb description. A descendant publication module shall be produced to cover:

- a. Functional description of the nuclear bomb
- b. Location and identification of bomb components of direct interest to the aircrew
- c. Simplified drop sequence diagrams
- d. Simplified fusing and firing schematics

[AF WD-121]

5.102.1.4.3 Functional description of the nuclear bomb. Data modules shall be coded:

YY-A94-01-YY-NNA-043J-A

[AF WD-122]

5.102.1.4.4 Location and identification of bomb components of direct interest to the aircrew. Data modules shall be coded:

YY-A94-01-YY-NNA-055A-A

[AF WD-123]

MIL-STD-3048 (USAF)

5.102.1.4.5 Simplified drop sequence diagrams. Data modules shall be coded:

YY-A94-04-YY-NNA-911A-A

[AF WD-124]

5.102.1.4.6 Simplified fusing and firing schematics. Data modules shall be coded:

YY-A94-71-YY-NNA-054A-A

[AF WD-125]

5.102.1.4.7 Section II - Nuclear bomb effects. This section includes aircrew-specific information regarding nuclear radiation, thermal radiation, and shockwave phenomena resulting from nuclear bomb detonation.

Data modules shall be coded:

YY-A94-03-YY-NNA-012N-A

[AF WD-126]

5.102.1.4.8 Section III - Bomb limitations. This section includes delivery limitations imposed by bomb design, which may adversely affect bomb performance. Each bomb shall be presented separately.

Data modules shall be coded:

YY-A94-04-YY-NNA-043H-A

[AF WD-127]

5.102.1.4.9 Section IV - Escape data. This section includes safe operation information in chart or table form based on no-damage criteria for mission planning and aircrew use. This section shall also contain minimum release altitude tables, including minimum release altitude, airspeed, and optimum heading changes for nuclear bombs using flyover and breakaway maneuvers.

Data modules shall be coded:

YY-A42-52-YY-NNA-00YD-A

[AF WD-128]

5.102.1.4.10 Section V - Supplementary data. This section includes Information not directly related to mission accomplishment, including in-flight, transportation of hazardous materials, firefighting, evacuation, and unscheduled landings with nuclear bombs aboard.

A descendant publication module shall be produced to cover:

- a. In-flight safety
- b. Transportation of hazardous materials
- c. Firefighting
- d. Evacuation
- e. Unscheduled landing with nuclear bombs aboard

[AF WD-129]

5.102.1.4.11 In-flight safety. Data modules shall be coded:

YY-A95-01-YY-NNA-012F-A

[AF WD-130]

5.102.1.4.12 Transportation of hazardous materials. Data modules shall be coded:

YY-A94-02-YY-NNA-170S-A

[AF WD-131]

5.102.1.4.13 Firefighting. Data modules shall be coded:

YY-A95-01-YY-NNA-989A-A

[AF WD-132]

MIL-STD-3048 (USAF)

5.102.1.4.14 Evacuation. Data modules shall be coded:

YY-A95-01-YY-NNA-012N-A

[AF WD-133]

5.102.1.4.15 Unscheduled landing with nuclear bombs aboard. Data modules shall be coded: YY-

A95-01-YY-NNA-012N-A

[AF WD-134]

5.102.1.4.16 Glossary. Data modules shall be coded:

YY-A94-00-00-NNA-006A-A

[AF WD-135]

5.102.1.4.17 Alphabetical Index. Data modules shall be coded:

YY-A94-00-00-NNA-014B-A

[AF WD-136]

5.102.1.4.18 Volume 2 - Nuclear bomb delivery basic information and operating procedures. A descendant publication module shall be produced to cover:

- a. Front matter
- b. Section I - Nuclear bomb monitor and control system
- c. Section II - Nuclear bomb suspension and release system
- d. Section III - Normal aircrew procedures
- e. Section IV - Emergency aircrew procedures
- f. Section V - Nuclear practice bomb description

[AF WD-137]

5.102.1.4.19 Section I - Nuclear bomb monitor and control system. A descendant publication module shall be produced to information of direct concern to the aircrew to be able to locate, identify, and functionally describe the bomb monitor and control system components. [AF WD-138]

5.102.1.4.20 Bomb monitor and control system components - Functional description. Data modules shall be coded:

YY-A94-71-YY-NNA-043A-A

[AF WD-139]

5.102.1.4.21 Locating and identifying bomb monitor and control system components. Data modules shall be coded:

YY-A94-71-YY-NNA-055A-A

[AF WD-140]

5.102.1.4.22 Section II - Nuclear bomb suspension and release system. A descendant publication module shall be produced to include information of direct concern to the aircrew to be able to locate, identify, and functionally describe the bomb suspension and release system. Alternate and emergency release systems, if applicable, shall also be described. Simplified schematics shall be included. [AF WD-141]

5.102.1.4.23 Bomb suspension and release systems, including alternate and emergency release systems - Functional description. Data modules shall be coded:

YY-A94-30-YY-NNA-043A-A

[AF WD-142]

5.102.1.4.24 Locating and identifying bomb suspension and release systems, including alternate and emergency release systems. Data modules shall be coded:

YY-A94-30-YY-NNA-055A-A

MIL-STD-3048 (USAF)

[AF WD-143]

5.102.1.4.25 Section III - Normal aircrew procedures. This section contains illustrated and amplified checklists that include procedures for performance of all functions from the time the aircrew reports to a loaded aircraft through postlanding. Checklists shall be included for, but not limited to, preflight procedures, bomb preflight, interior inspection, pretakeoff procedures, in-flight procedures, descent and landing procedures, and ground safing procedures.

A descendant publication module shall be produced to cover:

- a. Preflight procedures
- b. Bomb preflight procedures
- c. Interior inspection procedures
- d. Pretakeoff procedures
- e. In-flight procedures
- f. Descent procedures
- g. Landing procedures
- h. Ground safing procedures
- i. Procedures covering strike, nonstrike, restrike, abort, and ferry missions for all bombs

[AF WD-144]

5.102.1.4.26 Preflight procedures. Data modules shall be coded:

YY-A42-22-YY-NNA-131B-A

[AF WD-145]

5.102.1.4.27 Bomb preflight procedures. Data modules shall be coded:

YY-A94-02-YY-NNA-131B-A

[AF WD-146]

5.102.1.4.28 Interior inspection procedures. Data modules shall be coded:

YY-A42-22-YY-NNA-280A-A

[AF WD-147]

5.102.1.4.29 Pretakeoff procedures. Data modules shall be coded:

YY- A42-22-YY-NNA-131B-A

[AF WD-148]

5.102.1.4.30 In-flight procedures. Data modules shall be coded:

YY- A42-22-YY-NNA-131C-A

[AF WD-149]

5.102.1.4.31 Descent procedures. Data modules shall be coded:

YY- A42-22-YY-NNA-131C-A

[AF WD-150]

5.102.1.4.32 Landing procedures. Data modules shall be coded:

YY- A42-22-YY-NNA-131C-A

[AF WD-151]

5.102.1.4.33 Ground safing procedures. Data modules shall be coded:

YY-A95-01-YY-NNA-012N-A

[AF WD-152]

MIL-STD-3048 (USAF)

5.102.1.4.34 Procedures covering strike, nonstrike, restrike, abort, and ferry missions for all bombs. Data modules shall be coded:

YY-A42-02-YY-NNA-131C-A

[AF WD-153]

5.102.1.4.35 Section IV - Emergency aircrew procedures. This section includes emergency procedures involving nuclear bombs and aircraft with nuclear bombs aboard. The procedures shall be in checklist form and contain aircrew malfunction analysis and corrective actions. For each bomb, coverage shall include nuclear bomb safe jettison, emergency bomb release, command disable procedures, and permissive action disable.

A descendant publication module shall be produced to cover:

- a. Emergency operation procedures
- b. Aircrew malfunction analysis and corrective actions

[AF WD-154]

5.102.1.4.36 Emergency operation procedures. Data modules shall be coded:

YY-A95-01-YY-NNA-141A-A

[AF WD-155]

5.102.1.4.37 Aircrew malfunction analysis and corrective actions. Data modules shall be coded: YY-

A42-61-YY-NNA-134B-A

[AF WD-156]

5.102.1.4.38 Section V - Nuclear practice bomb description. A descendant publication module shall be produced to cover:

- a. Practice bombs, and practice bomb simulators - Identification and functional description
- b. Glossary

[AF WD-157]

5.102.1.4.39 Practice bombs and practice bomb simulators - Identification and functional description. Data modules shall be coded:

YY-A94-01-YY-NNA-143J-A

[AF WD-158]

5.102.1.4.40 Glossary. Data modules shall be coded:

YY-A94-00-00-NNA-006A-A

[AF WD-159]

5.102.1.4.41 Volume 3 - Nuclear bomb delivery ballistics. A descendant publication module shall be produced to cover:

- a. Front matter
- b. Section I - Definition of terms
- c. Section II - Bombing data
- d. Section III - Bombing data forms

[AF WD-160]

5.102.1.4.42 Section I - Definition of terms. Data modules shall be coded:

YY-A94-00-00-NNA-006A-A

[AF WD-161]

5.102.1.4.43 Section II - Bombing data. Ballistic data used to develop bombing missions and computation procedures with illustrated sample problems as a guide for mission planning. Ballistic graphs, bomb

MIL-STD-3048 (USAF)

tables, and trigonometric tables shall be included. Instructions for using each ballistics graph shall be included. Error analysis shall be included if applicable. Computation procedures shall include normal and alternate bomb method solutions.

Data modules shall be coded:

YY-A42-52-YY-NNA-00YD-A

[AF WD-162]

5.102.1.4.44 Section III - Bombing data forms. Preparation of bombing data forms for all mission types.

Data modules shall be coded:

YY-A42-52-YY-NNA-00YB-A

[AF WD-163]

5.102.1.5 Aircrew nuclear missile delivery manual (Strategic bomber aircraft). A publication module for the Aircrew Nuclear Missile Delivery (Strategic bomber aircraft) Manual shall be produced and coded in accordance with 5.64. Descendant publication modules shall cover:

- a. Volume 1 - Aircrew weapon delivery
- b. Volume 2 - Aircrew weapon delivery, classified supplement
- c. Volume 3 - Aircrew weapon delivery, mission planning

[AF WD-164]

5.102.1.5.1 Volume 1 - Aircrew weapon delivery and Volume 2 - Classified supplement. A descendant publication module shall be produced to cover:

- a. Front matter
- b. Section I - Description
- c. Section II - Normal aircrew procedures
- d. Section III - Emergency aircrew procedures
- e. Section IV - Supplementary data
- f. Section V - Operating limitations
- g. Section VI - Mission planning
- h. Section VII - Systems operation

[AF WD-165]

5.102.1.5.2 Section I - Description. This section includes descriptive data on the missile and aircraft components that directly concern delivery of the missile from the aircraft.

Data modules shall be coded:

YY-A94-01-YY-NNA-043J-A

[AF WD-166]

5.102.1.5.3 Section II - Normal aircrew procedures. This section includes illustrated checklist with procedures that contain detailed operating instructions of all functions from the time an aircrew reports to a loaded aircraft through post landing. Procedures shall be included for, but not limited to, mission procedures, preflight procedures, pretakeoff procedures, coded switch system (CSS) enabling, in-flight procedures, prelanding procedures, after landing procedures, and unscheduled landing procedures.

A descendant publication module shall be produced to cover:

- a. Mission procedures
- b. Preflight procedures
- c. Pretakeoff procedures
- d. Coded Switch System (CSS) enabling procedures

MIL-STD-3048 (USAF)

- e. In-flight procedures
- f. Prelanding procedures
- g. Afterlanding procedures
- h. Unscheduled landing procedures

[AF WD-167]

5.102.1.5.4 Mission procedures. Data modules shall be coded:

YY-A42-02-YY-NNA-131A-A

[AF WD-168]

5.102.1.5.5 Preflight procedures. Data modules shall be coded:

YY-A42-22-YY-NNA-131B-A

[AF WD-169]

5.102.1.5.6 Pre takeoff procedures. Data modules shall be coded:

YY-A42-22-YY-NNA-131B-A

[AF WD-170]

5.102.1.5.7 Coded Switch System (CSS) enabling procedures. Data modules shall be coded: YY-

A42-22-YY-NNA-131A-A

[AF WD-171]

5.102.1.5.8 In-flight procedures. Data modules shall be coded:

YY- A42-22-YY-NNA-131C-A

[AF WD-172]

5.102.1.5.9 Prelanding procedures. Data modules shall be coded:

YY- A42-22-YY-NNA-131C-A

[AF WD-173]

5.102.1.5.10 Afterlanding procedures. Data modules shall be coded:

YY- A42-22-YY-NNA-131D-A

[AF WD-174]

5.102.1.5.11 Unscheduled landing procedures. Data modules shall be coded:

YY- A42-22-YY-NNA-131C-A

[AF WD-175]

5.102.1.5.12 Section III - Emergency aircrew procedures. This section includes emergency procedures involving the aircraft with a loaded missile aboard. Missile jettison procedures and pylon jettison procedures shall be included.

Data modules shall be coded:

YY-A95-01-YY-NNA-134A-A

[AF WD-176]

5.102.1.5.13 Section IV - Supplementary data. This section includes information on operational test launch systems, joint test until launch systems, and operational test launch procedures.

A descendant publication module shall be produced to cover:

- a. Operational test launch system
- b. Joint test until launch systems
- c. Operational test launch procedures

MIL-STD-3048 (USAF)

[AF WD-177]

5.102.1.5.14 Operational test launch system. Data modules shall be coded:

YY-A94-04-YY-NNA-010B-A

[AF WD-178]

5.102.1.5.15 Joint test until launch systems. Data modules shall be coded:

YY-A94-04-YY-NNA-010B-A

[AF WD-179]

5.102.1.5.16 Operational test launch procedures. Data modules shall be coded:

YY-A94-04-YY-NNA-130D-A

[AF WD-180]

5.102.1.5.17 Section V - Operating limitations. This section includes all missile and warhead limitations that shall be considered in planning and execution of a mission. Classified data shall be included in Volume 2 - Aircrew weapon delivery, classified supplement.

Data modules shall be coded:

YY-A94-01-YY-NNA-043B-A

[AF WD-181]

5.102.1.5.18 Section VI - Mission planning. This section includes information on clearance procedures, communications, security requirements, and in-flight normal and emergency notification procedures.

A descendant publication module shall be produced to cover:

- a. Clearance procedures
- b. Communications system
- c. Normal in-flight notification procedures
- d. Emergency in-flight notification procedures
- e. Test launch system information

[AF WD-182]

5.102.1.5.19 Clearance procedures. Data modules shall be coded:

YY-A42-51-YY-NNA-130D-A

[AF WD-183]

5.102.1.5.20 Communications system. Data modules shall be coded:

YY- A42-51-YY-NNA-932A-A

[AF WD-184]

5.102.1.5.21 Normal in-flight notification procedures. Data modules shall be coded:

YY- A42-51-YY-NNA-131C-A

[AF WD-185]

5.102.1.5.22 Emergency in-flight notification procedures. Data modules shall be coded:

YY- A42-51-YY-NNA-141A-A

[AF WD-186]

5.102.1.5.23 Test launch system information. Data modules shall be coded:

YY-A94-04-YY-NNA-932A-A

[AF WD-187]

MIL-STD-3048 (USAF)

5.102.1.5.24 Section VII - Systems operation. This section includes information related to the operation of the aircraft/missile systems. Theory of guidance system operation, guidance performance, and malfunction analysis shall be included.

A descendant publication module shall be produced to cover:

- a. Theory of guidance system operation
- b. Guidance performance
- c. Malfunction analysis operation

[AF WD-188]

5.102.1.5.25 Theory of guidance system operation. Data modules shall be coded:

YY-A94-71-YY-NNA-042F-A

[AF WD-189]

5.102.1.5.26 Guidance performance. Data modules shall be coded:

YY-A94-71-YY-NNA-030E-A

[AF WD-190]

5.102.1.5.27 Malfunction analysis operation. Data modules shall be coded:

YY-A42-61-YY-NNA-010B-A

[AF WD-191]

5.102.1.5.28 Glossary. Data modules shall be coded:

YY-A94-00-00-NNA-006A-A

[AF WD-192]

5.102.1.5.29 Alphabetical index. Data modules shall be coded:

YY-A94-00-00-NNA-014B-A

[AF WD-193]

5.102.1.5.30 Volume 3 - Aircrew weapon delivery, mission planning. A descendant publication module shall be produced to cover:

- a. Front matter
- b. Section I - Description
- c. Section II - Mission planning
- d. Section III - Austere mission planning
- e. Section IV - Supplementary data
- f. Section V - Missile signatures

[AF WD-194]

5.102.1.5.31 Section I - Description. A descendant publication module shall be produced to cover:

- a. Typical mission scenarios
- b. Weapons capability
- c. Missile hardware
- d. Missile flight software
- e. Carrier/missile preflight
- f. Missile launch
- g. Missile post- launch
- h. Terminal area

MIL-STD-3048 (USAF)

i. Mission planning system

[AF WD-195]

5.102.1.5.32 Typical mission scenarios. Data modules shall be coded:

YY-A42-02-YY-NNA-010B-A

[AF WD-196]

5.102.1.5.33 Weapons capability. Data modules shall be coded:

YY-A94-03-YY-NNA-010B-A

[AF WD-197]

5.102.1.5.34 Missile hardware. Data modules shall be coded:

YY-A94-01-YY-NNA-043A-A

[AF WD-198]

5.102.1.5.35 Missile flight software. Data modules shall be coded:

YY-A94-01-YY-NNA-033C-A

[AF WD-199]

5.102.1.5.36 Carrier/missile preflight. Data modules shall be coded:

YY-A94-04-YY-NNA-010B-A

[AF WD-200]

5.102.1.5.37 Missile launch. Data modules shall be coded:

YY-A94-04-YY-NNA-010B-A

[AF WD-201]

5.102.1.5.38 Missile post launch. Data modules shall be coded:

YY-A42-23-YY-NNA-010B-A

[AF WD-202]

5.102.1.5.39 Terminal area. Data modules shall be coded:

YY-A94-04-YY-NNA-YYYYX010B-A

[AF WD-203]

5.102.1.5.40 Mission planning system. Data modules shall be coded:

YY-A42-51-YY-NNA-010B-A

[AF WD-204]

5.102.1.5.41 Section II - Mission planning. This section includes data on the route lay-down requirements, launch, enroute, terminal area, and mission planning system.

Data modules shall be coded:

YY-A42-51-YY-NNA-932A-A

[AF WD-205]

5.102.1.5.42 Section III - Austere mission planning. This section includes data to enable operations personnel to plan missions in a timely manner.

Data modules shall be coded:

YY-A42-51-YY-NNA-932A-A

[AF WD-206]

5.102.1.5.43 Section IV - Supplementary data. This section includes data on missile performance, weapon effects, missile navigational data, and other related data.

MIL-STD-3048 (USAF)

A descendant publication module shall be produced to cover:

- a. Missile performance
- b. Weapon effects
- c. Navigational data

[AF WD-207]

5.102.1.5.44 Missile performance. Data modules shall be coded:

YY-A94-01-YY-NNA-010A-A

[AF WD-208]

5.102.1.5.45 Weapon effects. Data modules shall be coded:

YY-A94-03-YY-NNA-010A-A

[AF WD-209]

5.102.1.5.46 Navigational data. Data modules shall be coded:

YY-A42-23-YY-NNA-010A-A

[AF WD-210]

5.102.1.5.47 Section V - Missile signatures. Information for this section is usually in Air Combat Command (ACC) documents due to classification level.

Data modules shall be coded:

YY-A94-01-YY-NNA-010B-A

[AF WD-211]

5.102.1.5.48 Glossary. Data modules shall be coded:

YY-A94-00-00-NNA-006A-A

[AF WD-212]

5.102.1.5.49 Alphabetical Index. Data modules shall be coded:

YY-A94-00-00-NNA-014B-A

[AF WD-213]

5.102.1.6 Aircrew nuclear bomb delivery manual (Tactical aircraft). A publication module for the Aircrew Nuclear Bomb Delivery (Fighter Aircraft) Manual shall be produced and coded in accordance with 5.64. Descendant publication modules shall cover:

- a. Volume 1 - Aircrew nuclear bomb delivery
- b. Volume 2 - Aircrew practice bomb delivery

[AF WD-214]

5.102.1.6.1 Volume 1 - Aircrew nuclear bomb delivery. A descendant publication module shall be produced to cover:

- a. Front matter
- b. Section I - Description
- c. Section II - Normal aircrew procedures
- d. Section III - Emergency aircrew procedures and abnormal operations
- e. Section IV - Planning procedures and sample problems
- f. Section V - Planning charts and tables
- g. Section VI - Supplementary data

[AF WD-215]

MIL-STD-3048 (USAF)

5.102.1.6.2 Section I - Description. A descendant publication module shall be produced to cover:

- a. Nuclear bomb deliveries
- b. Nuclear bomb monitor, control, and release
- c. Nuclear bomb suspension system
- d. Nuclear bomb description
- e. Nuclear effects data

[AF WD-216]

5.102.1.6.3 Nuclear bomb deliveries. Data modules shall be coded:

YY-A94-04-YY-NNA-010B-A

[AF WD-217]

5.102.1.6.4 Nuclear bomb monitor, control, and release. Data modules covering bomb monitor and control shall be coded:

YY-A94-71-YY-NNA-043J-A

Data modules covering bomb release shall be coded:

YY-A94-11-YY-NNA-043J-A

[AF WD-218]

5.102.1.6.5 Nuclear bomb suspension system. Data modules shall be coded:

YY-A94-31-YY-NNA-034E-A

[AF WD-219]

5.102.1.6.6 Nuclear bomb description. Data modules shall be coded:

YY-A94-01-YY-NNA-043J-A

[AF WD-220]

5.102.1.6.7 Nuclear effects data. Data modules shall be coded:

YY-A94-03-YY-NNA-010A-A

[AF WD-221]

5.102.1.6.8 Section II - Normal aircrew procedures. This section includes procedures arranged in two parts for delivery of nuclear bombs. Part one shall contain alert/strike/lateral dispersal, including procedures for bomb and aircraft preflight, ground alert, launch, in-flight, abort, and bomb safing. Part two shall contain ferry procedures, including procedures for bomb and aircraft preflight.

A descendant publication module shall be produced to cover:

- a. Bomb preflight procedures
- b. Aircraft preflight procedures
- c. Ground alert procedures
- d. Launch procedures
- e. In-flight procedures
- f. Abort procedures
- g. Bomb safing procedures
- h. Ferry procedures

[AF WD-222]

5.102.1.6.9 Bomb preflight procedures. Data modules shall be coded:

YY-A94-02-YY-NNA-131B-A

MIL-STD-3048 (USAF)

[AF WD-223]

5.102.1.6.10 Aircraft preflight procedures. Data modules shall be coded:

YY-A42-22-YY-NNA-131B-A

[AF WD-224]

5.102.1.6.11 Ground alert procedures. Data modules shall be coded:

YY-A42-02-YY-NNA-131A-A

[AF WD-225]

5.102.1.6.12 Launch procedures. Data modules shall be coded:

YY-A94-04-YY-NNA-131A-A

[AF WD-226]

5.102.1.6.13 In-flight procedures. Data modules shall be coded:

YY-A42-22-YY-NNA-131C-A

[AF WD-227]

5.102.1.6.14 Abort procedures. Data modules shall be coded:

YY-A42-02-YY-NNA-131A-A

[AF WD-228]

5.102.1.6.15 Bomb safing procedures. Data modules shall be coded:

YY-A95-01-YY-NNA-012N-A

[AF WD-229]

5.102.1.6.16 Ferry procedures. Data modules shall be coded:

YY-A42-02-YY-NNA-131A-A

[AF WD-230]

5.102.1.6.17 Section III - Emergency aircrew procedures and abnormal operations. This section includes procedures that shall pertain to ground operations and in-flight emergencies when a nuclear bomb is carried. Procedures shall include manual mode selection, systems nuclear caution displays, alternate release, jettison, ejection, malfunction analysis, bomb involved in fire or ground accident, crash landings, and manual command disable.

A descendant publication module shall be produced to cover:

- a. All required procedures except, malfunction analysis
- b. Malfunction analysis procedures

[AF WD-231]

5.102.1.6.18 All required procedures except, malfunction analysis. Data modules shall be coded: YY-

A95-01-YY-NNA-141A-A

[AF WD-232]

5.102.1.6.19 Malfunction analysis procedures. Data modules shall be coded:

YY-A42-61-YY-NNA-141A-A

[AF WD-233]

5.102.1.6.20 Section IV - Planning procedures and sample problems - Arrangement. This section includes procedures for planning a nuclear delivery mission and for using Combat Weapons Delivery Software (CWDS). Mission planning shall include general mission, lay-down, loft, LADD planning, and mission planning forms.

A descendant publication module shall be produced to cover:

- a. Mission planning

MIL-STD-3048 (USAF)

b. CWDS

[AF WD-234]

5.102.1.6.21 Mission planning. Data modules shall be coded:

YY-A42-51-YY-NNA-932A-A

[AF WD-235]

5.102.1.6.22 CWDS. Data modules shall be coded:

YY-A94-04-YY-NNA-932A-A

[AF WD-236]

5.102.1.6.23 Section V - Planning charts and tables. This section includes charts, forms, and tables for planning a nuclear delivery mission and for determining the release parameters to ensure a safe escape.

Data modules shall be coded:

YY-A42-52-YY-NNA-00YB-A

[AF WD-237]

5.102.1.6.24 Section V - Supplementary data. This section includes Information not directly related to accomplishment of a strike mission. This information shall include in-flight safety, transportation of hazardous materials, firefighting, evacuation, and unscheduled landings with nuclear bombs aboard.

A descendant publication module shall be produced to cover:

- a. In-flight safety
- b. Transportation of hazardous materials
- c. Firefighting
- d. Evacuation
- e. Unscheduled landing with nuclear bombs aboard

[AF WD-238]

5.102.1.6.25 In-flight safety. Data modules shall be coded:

YY-A95-01-YY-NNA-012N-A

[AF WD-239]

5.102.1.6.26 Transportation of hazardous materials. Data modules shall be coded:

YY-A94-02-YY-NNA-170S-A

[AF WD-240]

5.102.1.6.27 Firefighting. Data modules shall be coded:

YY-A95-01-YY-NNA-989A-A

[AF WD-241]

5.102.1.6.28 Evacuation. Data modules shall be coded:

YY-A95-01-YY-NNA-012N-A

[AF WD-242]

5.102.1.6.29 Unscheduled landing with nuclear bombs aboard. Data modules shall be coded: YY-

A95-01-YY-NNA-140B-A

[AF WD-243]

5.102.1.6.30 Glossary. Data modules shall be coded:

YY-A94-00-00-NNA-006A-A

[AF WD-244]

MIL-STD-3048 (USAF)

5.102.1.6.31 Alphabetical Index. Data modules shall be coded:

YY-A94-00-00-NNA-014B-A

[AF WD-245]

5.102.1.6.32 Volume 2 - Aircrew practice bomb delivery. A descendant publication module shall be produced to cover:

- a. Front matter
- b. Section I - Description
- c. Section II - Normal aircrew procedures
- d. Section III - Planning procedures and sample problems
- e. Section IV - Error analysis

[AF WD-246]

5.102.1.6.33 Section I - Description. A descendant publication module shall be produced to cover:

- a. Nuclear practice bomb deliveries
- b. Nuclear practice bomb monitor, control, and release
- c. Bomb suspension system
- d. Nuclear practice bomb descriptions

[AF WD-247]

5.102.1.6.34 Nuclear practice bomb deliveries. Data modules shall be coded:

YY-A94-04-YY-NNA-043J-A

[AF WD-248]

5.102.1.6.35 Practice bomb monitor and control. Data modules shall be coded:

YY-A94-71-YY-NNA-043J-A

[AF WD-249]

5.102.1.6.36 Practice bomb release. Data modules shall be coded:

YY-A94-11-YY-NNA-043J-A

[AF WD-250]

5.102.1.6.37 Bomb suspension system. Data modules shall be coded:

YY-A94-31-YY-NNA-043J-A

[AF WD-251]

5.102.1.6.38 Nuclear practice bomb descriptions. Data modules shall be coded:

YY-A94-01-YY-NNA-043J-A

[AF WD-252]

5.102.1.6.39 Section II - Normal aircrew procedures. This section includes procedures for delivery of nuclear practice bombs in three parts:

- a. Part 1 - procedures for practice bombing using dispensers, bomb and aircraft preflight, launch, and in-flight.
- b. Part 2 - procedures for practice bombing using bomb dummy units (BDUs), bomb and aircraft preflight, launch, and in-flight.
- c. Part 3 - procedures for training mode, no stores loaded, covering bomb and aircraft pre-flight, launch, and in-flight.

[AF WD-253]

MIL-STD-3048 (USAF)

5.102.1.6.40 Preflight procedures. Data modules shall be coded:

YY-A42-03-YY-NNA-131B-A

[AF WD-254]

5.102.1.6.41 Launch procedures. Data modules shall be coded:

YY-A42-03-YY-NNA-131A-A

[AF WD-255]

5.102.1.6.42 In-flight procedures. Data modules shall be coded:

YY-A42-03-YY-NNA-131C-A

[AF WD-256]

5.102.1.6.43 Section III - Planning procedures and sample problems. This section includes procedures for planning a nuclear delivery training mission and for using the Combat Weapons Delivery Software (CWDS). Planning procedures shall include general mission, lay-down, loft, and LADD planning, and mission planning forms. Charts, forms, and tables to plan a nuclear delivery training mission and determine release parameters shall also be included.

A descendant publication module shall be produced to cover:

- a. Nuclear delivery training mission planning procedures
- b. Use of Combat Weapons Delivery Software (CWDS) procedures
- c. Planning procedures
- d. Charts, forms, and tables

[AF WD-257]

5.102.1.6.44 Nuclear delivery training mission planning procedures. Data modules shall be coded: YY-

A42-51-YY-NNA-131A-A

[AF WD-258]

5.102.1.6.45 Use of Combat Weapons Delivery Software (CWDS) procedures. Data modules shall be coded: YY-

A94-04-YY-NNA-131A-A

[AF WD-259]

5.102.1.6.46 Planning procedures. Data modules shall be coded:

YY-A42-51-YY-NNA-131A-A

[AF WD-260]

5.102.1.6.47 Charts, forms, and tables. Data modules shall be coded:

YY-A42-52-YY-NNA-00YB-A

[AF WD-261]

5.102.1.6.48 Section IV - Error analysis. This section includes Information for aircrew error analysis to determine the effect of errors induced in manual delivery of nuclear practice bombs, and to compensate for the effects of deviations from planned mission parameters. Errors shall be presented for lay-down, loft, and LADD delivery profiles.

Data modules shall be coded:

YY-A42-61-YY-NNA-010B-A

[AF WD-262]

5.102.1.6.49 Glossary. Data modules shall be coded:

YY-A94-00-00-NNA-006A-A

[AF WD-263]

MIL-STD-3048 (USAF)

5.102.1.6.50 Alphabetical Index. Data modules shall be coded:

YY-A94-00-00-NNA-014B-A

[AF WD-264]

5.102.1.7 Nonnuclear weapon delivery source data package. This section includes source data packages shall contain information and procedures pertinent to the munitions being procured, based on manufacturer's recommendations, compatible with existing sections of the applicable manuals, and shall not repeat information contained in the specific aircraft manuals or standard volume manuals.

Data modules shall be coded:

YY-Y-A94-YY-YY-NNA-YYYYX-A

[AF WD-265]

5.102.1.8 Nonnuclear weapon delivery checklists. A publication module for the nonnuclear weapon delivery checklists manual shall be produced and coded in accordance with 5.64. Descendant publication modules shall cover:

- a. Front matter
- b. Normal aircrew procedures
- c. Emergency aircrew procedures

[AF WD-266]

5.102.1.8.1 Normal aircrew procedures. A descendant publication module shall be produced to cover:

- a. Preflight procedures
- b. In-flight procedures
- c. Post-flight procedures

[AF WD-267]

5.102.1.8.2 Preflight procedures. Data modules shall be coded:

YY-A42-22-YY-NNA-125A-A

[AF WD-268]

5.102.1.8.3 In-flight procedures. Data modules shall be coded:

YY-A42-22-YY-NNA-131T-A

[AF WD-269]

5.102.1.8.4 Post-flight procedures. Data modules shall be coded:

YY-A42-22-YY-NNA-155A-A

[AF WD-270]

5.102.1.8.5 Emergency aircrew procedures. A descendant publication module shall be produced to cover:

- a. Emergency release procedures
- b. Firefighting criteria (procedure to be followed if nonnuclear weapons are involved in a fire)

[AF WD-271]

5.102.1.8.6 Emergency release procedures. Data modules shall be coded:

YY-A95-01-YY-NNA-145A-A

[AF WD-272]

5.102.1.8.7 Firefighting criteria. Data modules shall be coded:

YY-A95-01-YY-NNA-145A-A

[AF WD-273]

MIL-STD-3048 (USAF)

5.102.1.9 Nuclear weapon delivery checklists (Strategic bomber aircraft). A publication module for the Nuclear Weapon Delivery Checklists (bomber aircraft) Manual shall be produced and coded in accordance with 5.64. Descendant publication modules shall cover:

- a. Front matter
- b. Normal aircrew procedures (bomb or missile)
- c. Emergency aircrew procedures (bomb or missile)

[AF WD-274]

5.102.1.9.1 Normal aircrew procedures (bomb). A descendant publication module shall be produced to cover:

- a. Preflight procedures
- b. Interior inspection procedures
- c. Pretakeoff procedures
- d. In-flight procedures
- e. Strike procedures
- f. Nonstrike procedures
- g. Restrike procedures
- h. Abort procedures
- i. Ferry mission procedures
- j. Descent procedures
- k. Landing procedures
- l. Ground safing procedures

[AF WD-275]

5.102.1.9.2 Preflight procedures. Data modules shall be coded:

YY-A42-22-YY-NNA-125A-A

[AF WD-276]

5.102.1.9.3 Interior inspection procedures. Data modules shall be coded:

YY- A42-22-YY-NNA-131P-A

[AF WD-277]

5.102.1.9.4 Pretakeoff procedures. Data modules shall be coded:

YY- A42-22-YY-NNA-125A-A

[AF WD-278]

5.102.1.9.5 In-flight procedures. Data modules shall be coded:

YY- A42-22-YY-NNA-131T-A

[AF WD-279]

5.102.1.9.6 Strike procedures. Data modules shall be coded:

YY-A94-04-YY-NNA-131P-A

[AF WD-280]

5.102.1.9.7 Nonstrike procedures. Data modules shall be coded:

YY-A94-04-YY-NNA-131P-A

[AF WD-281]

5.102.1.9.8 Restrike procedures. Data modules shall be coded:

YY-A94-04-YY-NNA-131P-A

MIL-STD-3048 (USAF)

[AF WD-282]

5.102.1.9.9 Abort procedures. Data modules shall be coded:

YY-A42-02-YY-NNA-131P-A

[AF WD-283]

5.102.1.9.10 Ferry mission procedures. Data modules shall be coded:

YY-A42-02-YY-NNA-131P-A

[AF WD-284]

5.102.1.9.11 Descent procedures. Data modules shall be coded:

YY-A42-22-YY-NNA-131A-A

[AF WD-285]

5.102.1.9.12 Landing procedures. Data modules shall be coded:

YY-A42-22-YY-NNA-131A-A

[AF WD-286]

5.102.1.9.13 Ground safing procedures. Data modules shall be coded:

YY-A95-01-YY-NNA-155A-A

[AF WD-287]

5.102.1.9.14 Normal aircrew procedures (missile). A descendant publication module shall be produced to cover:

- a. Mission procedures
- b. Preflight procedures
- c. Pretakeoff procedures
- d. Coded Switch System (CSS) enabling procedures
- e. In-flight procedures
- f. Prelanding procedures
- g. Afterlanding procedures
- h. Unscheduled landing procedures

[AF WD-288]

5.102.1.9.15 Mission procedures. Data modules shall be coded:

YY-A42-02-YY-NNA-125A-A

[AF WD-289]

5.102.1.9.16 Preflight procedures. Data modules shall be coded:

YY-A42-Y22YY-NNA-125A-A

[AF WD-290]

5.102.1.9.17 Pretakeoff procedures. Data modules shall be coded:

YY-A42-22-YY-NNA-125A-A

[AF WD-291]

5.102.1.9.18 Coded Switch System (CSS) enabling procedures. Data modules shall be coded: YY-

A42-02-YY-NNA-131P-A

[AF WD-292]

5.102.1.9.19 In-flight procedures. Data modules shall be coded:

MIL-STD-3048 (USAF)

YY-A42-22-YY-NNA-131T-A

[AF WD-293]

5.102.1.9.20 Prelanding procedures. Data modules shall be coded:

YY-A42-22-YY-NNA-131T-A

[AF WD-294]

5.102.1.9.21 Afterlanding procedures. Data modules shall be coded:

YY-A42-22-YY-NNA-155A-A

[AF WD-295]

5.102.1.9.22 Unscheduled landing procedures. Data modules shall be coded:

YY-A42-22-YY-NNA-131P-A

[AF WD-296]

5.102.1.9.23 Emergency aircrew procedures (bomb). A descendant publication module shall be produced to cover:

- a. Aircrew malfunction analysis procedures
- b. Corrective action procedures
- c. Nuclear bomb safe jettison procedures
- d. Emergency bomb release procedures
- e. Command disable procedures
- f. Permissive action disable procedures

[AF WD-297]

5.102.1.9.24 Aircrew malfunction analysis procedures. Data modules shall be coded:

YY-A42-61-YY-NNA-145A-A

[AF WD-298]

5.102.1.9.25 Corrective action procedures. Data modules shall be coded:

YY-A42-61-YY-NNA-145A-A

[AF WD-299]

5.102.1.9.26 Nuclear bomb safe jettison procedures. Data modules shall be coded:

YY-A95-01-YY-NNA-145A-A

[AF WD-300]

5.102.1.9.27 Emergency bomb release procedures. Data modules shall be coded:

YY-A95-01-YY-NNA-145A-A

[AF WD-301]

5.102.1.9.28 Command disable procedures. Data modules shall be coded:

YY-A95-01-YY-NNA-145A-A

[AF WD-302]

5.102.1.9.29 Permissive action disable procedures. Data modules shall be coded:

YY-A95-01-YY-NNA-145A-A

[AF WD-303]

5.102.1.9.30 Emergency aircrew procedures (missile). A descendant publication module shall be produced to cover:

- a. Missile jettison procedures

MIL-STD-3048 (USAF)

b. Pylon jettison procedures

[AF WD-304]

5.102.1.9.31 Missile jettison procedures. Data modules shall be coded:

YY-A95-01-YY-NNA-145A-A

[AF WD-305]

5.102.1.9.32 Pylon jettison procedures. Data modules shall be coded:

YY-A95-01-YY-NNA-145A-A

[AF WD-306]

5.102.1.10 Aircrew nuclear bomb delivery checklists (Tactical aircraft). A publication module for Aircrew Nuclear Bomb Delivery Checklists (fighter aircraft) Manual shall be produced and coded in accordance with 5.64. Descendant publication modules shall cover:

- a. Front matter
- b. Normal aircrew procedures
- c. Emergency aircrew procedures and abnormal operations
- d. Practice normal aircrew procedures

[AF WD-307]

5.102.1.10.1 Normal aircrew procedures. A descendant publication module shall be produced to cover:

- a. Aircraft preflight procedures
- b. Bomb preflight procedures
- c. Ground alert procedures
- d. Launch procedures
- e. In-flight procedures
- f. Abort procedures
- g. Bomb safing procedures

[AF WD-308]

5.102.1.10.2 Aircraft preflight procedures. Data modules shall be coded:

YY-A42-22-YY-NNA-125A-A

[AF WD-309]

5.102.1.10.3 Bomb preflight procedures. Data modules shall be coded:

YY-A94-02-YY-NNA-125A-A

[AF WD-310]

5.102.1.10.4 Ground alert procedures. Data modules shall be coded:

YY-A42-02-YY-NNA-125A-A

[AF WD-311]

5.102.1.10.5 Launch procedures. Data modules shall be coded:

YY-A94-04-YY-NNA-131P-A

[AF WD-312]

5.102.1.10.6 In-flight procedures. Data modules shall be coded:

YY-A42-22-YY-NNA-131T-A

[AF WD-313]

5.102.1.10.7 Abort procedures. Data modules shall be coded:

MIL-STD-3048 (USAF)

YY-A42-22-YY-NNA-131P-A

[AF WD-314]

5.102.1.10.8 Bomb safing procedures. Data modules shall be coded:

YY-A95-01-YY-NNA-155A-A

[AF WD-315]

5.102.1.10.9 Emergency aircrew procedures and abnormal operations procedures. A descendant publication module shall be produced to cover:

- a. Manual mode selection procedures
- b. Response to systems nuclear caution display procedures
- c. Alternate release procedures
- d. Jettison procedures
- e. Ejection procedures
- f. Malfunction analysis procedures
- g. Bomb involved in fire procedures
- h. Bomb involved in ground accident procedures
- i. Crash landing procedures
- j. Manual command disable procedures

[AF WD-316]

5.102.1.10.10 Manual mode selection procedures. Data modules shall be coded:

YY-A95-01-YY-NNA-145A-A

[AF WD-317]

5.102.1.10.11 Response to systems nuclear caution display procedures. Data modules shall be coded: YY-

A95-01-YY-NNA-145A-A

[AF WD-318]

5.102.1.10.12 Alternate release procedures. Data modules shall be coded:

YY- A95-01-YY-NNA-145A-A

[AF WD-319]

5.102.1.10.13 Jettison procedures. Data modules shall be coded:

YY- A95-01-YY-NNA-145A-A

[AF WD-320]

5.102.1.10.14 Ejection procedures. Data modules shall be coded:

YY- A95-01-YY-NNA-145A-A

[AF WD-321]

5.102.1.10.15 Malfunction analysis procedures. Data modules shall be coded:

YY-A42-61-YY-NNA-145A-A

[AF WD-322]

5.102.1.10.16 Bomb involved in fire procedures. Data modules shall be coded:

YY- A95-01-YY-NNA-145A-A

[AF WD-323]

5.102.1.10.17 Bomb involved in ground accident procedures. Data modules shall be coded: YY-

A95-01-YY-NNA-145A-A

MIL-STD-3048 (USAF)

[AF WD-324]

5.102.1.10.18 Crash landing procedures. Data modules shall be coded:

YY- A95-01-YY-NNA-145A-A

[AF WD-325]

5.102.1.10.19 Manual command disable procedures. Data modules shall be coded:

YY- A95-01-YY-NNA-145A-A

[AF WD-326]

5.102.1.10.20 Practice normal aircrew procedures. A descendant publication module shall be produced to cover:

- a. Practice bombing using dispensers procedures
- b. Practice bombing using bomb dummy units (BDUs) procedures
- c. Training mode procedures

[AF WD-327]

5.102.1.10.21 Practice bombing using dispensers procedures. A descendant publication module shall be produced to cover:

- a. Aircraft preflight procedures
- b. Bomb preflight procedures
- c. Launch procedures
- d. In-flight procedures
- e. Practice bombing using Bomb Dummy Units (BDUs) procedures

[AF WD-328]

5.102.1.10.22 Aircraft preflight procedures. Data modules shall be coded:

YY-A42-22-YY-NNA-125A-A

[AF WD-329]

5.102.1.10.23 Bomb preflight procedures. Data modules shall be coded:

YY-A94-02-YY-NNA-125A-A

[AF WD-330]

5.102.1.10.24 Launch procedures. Data modules shall be coded:

YY-A94-04-YY-NNA-131P-A

[AF WD-331]

5.102.1.10.25 In-flight procedures. Data modules shall be coded:

YY-A42-22-YY-NNA-131T-A

[AF WD-332]

5.102.1.10.26 Practice bombing using Bomb Dummy Units (BDUs) procedures. A descendant publication module shall be produced to cover:

- a. Aircraft preflight procedures
- b. Bomb preflight procedures
- c. Launch procedures
- d. In-flight procedures

[AF WD-333]

5.102.1.10.27 Aircraft preflight procedures. Data modules shall be coded:

MIL-STD-3048 (USAF)

YY-A42-22-YY-NNA-125A-A

[AF WD-334]

5.102.1.10.28 Bomb preflight procedures. Data modules shall be coded:

YY-A94-02-YY-NNA-125A-A

[AF WD-335]

5.102.1.10.29 Launch procedures. Data modules shall be coded:

YY-A94-04-YY-NNA-131P-A

[AF WD-336]

5.102.1.10.30 In-flight procedures. Data modules shall be coded:

YY-A42-22-YY-NNA-131T-A

[AF WD-337]

5.102.1.10.31 Training mode procedures. A descendant publication module shall be produced to cover:

- a. No stores loaded procedures
- b. Aircraft preflight procedures
- c. Bomb preflight procedures
- d. Launch procedures
- e. In-flight procedures

[AF WD-338]

5.102.1.10.32 No stores loaded procedures. Data modules shall be coded:

YY-A42-03-YY-NNA-131P-A

[AF WD-339]

5.102.1.10.33 Aircraft preflight procedures. Data modules shall be coded:

YY-A42-03-YY-NNA-125A-A

[AF WD-340]

5.102.1.10.34 Bomb preflight procedures. Data modules shall be coded:

YY-A42-03-YY-NNA-125A-A

[AF WD-341]

5.102.1.10.35 Launch procedures. Data modules shall be coded:

YY-A42-03-YY-NNA-131P-A

[AF WD-342]

5.102.1.10.36 In-flight procedures. Data modules shall be coded:

YY-A42-03-YY-NNA-131T-A

[AF WD-343]

5.102.2 Project decisions. None.5.103 S1000D Chapter 6 - Information presentation/use. There are no USAF business rules or project decisions for the following S1000D chapters:

- a. Chapter 6.1 - Information presentation/use - Introduction
- b. Chapter 6.2.3 - Page-oriented publications - Layout
- c. Chapter 6.2.3.1 - Layout - Front matter - Rules and examples
- d. Chapter 6.2.3.2 - Layout - Description - Rules and examples
- e. Chapter 6.2.3.3 - Layout - Procedural data modules - Rules and examples

MIL-STD-3048 (USAF)

- f. Chapter 6.2.3.4 - Layout - Fault information data modules - Rules and examples
 - g. Chapter 6.2.3.5 - Layout - IPD publication - Examples
 - h. Chapter 6.3 - Information presentation/use - Interactive electronic technical publications
 - i. Chapter 6.4 - Information presentation/use - Functionality
 - j. Chapter 6.4.1 - Functionality - Background and explanation Note rules for the Functionality Matrix are given at [5.108.1](#).
 - k. Chapter 6.4.3 - Functionality - Acquisition management
- 5.104 S1000D Chapter 6.2 - Information presentation/use - Page-oriented publications.
- 5.104.1 USAF business rules.
- 5.104.1.1 Presentation for page-oriented publications. Unless otherwise specified by these business rules, presentation for page-oriented publications shall be in accordance with MIL-STD-38784 and the appropriate manual type specifications. [AF 6.2-001]
- 5.104.2 Project decisions. None.
- 5.105 S1000D Chapter 6.2.1 - Page-oriented publications - Page layout, paper publications, headers and footers.
- 5.105.1 USAF business rules.
- 5.105.1.1 Table of contents, lists of tables and figures, and page numbering. Table of Contents, Lists of Illustrations, Lists of Tables and Page numbering shall be in accordance with S1000D, tailored by MIL-STD-38784 and the various manual type specifications. (JS 60, 61, 62 and 64 Modified), [AF 6.2.1-001]
- 5.105.1.2 Organization responsible for printing. The S1000D option for printing the identity of the organization responsible for producing the page-oriented output on each page shall not be allowed. (JS 63), [AF 6.2.1-002]
- 5.105.1.3 Page-based font. All text (except where fixed font is required) shall be written in Arial font. (JS 65), [AF 6.2.1-003]
- 5.105.1.4 Text justification. Text shall be left-margin justified, with ragged (unjustified) right-hand edge. (JS 66), [AF 6.2.1-004]
- 5.105.1.5 Presentation for security classification markings for paper. Presentation of security classifications shall be in accordance with DoD 5220.22-M and DoDM 5200.01. [AF 6.2.1-005]
- 5.105.1.6 Presentation of inwork markings. Inwork markings, other than the value "00" shall not be presented on deliverables. [AF 6.2.1-006]
- 5.105.1.7 Presentation of the data module code. The data module code shall be presented. [AF 6.2.1-007]
- 5.105.1.8 Presentation of the data module issue date. The data module issue date shall be presented. [AF 6.2.1-008]
- 5.105.1.9 Presentation of the page number. The page number of the data module shall be presented. [AF 6.2.1-009]
- 5.105.1.10 Presentation of "End of data module". The words "End of [data module title]" shall be presented in the footer at the end of every data module. [AF 6.2.1-010]
- 5.105.2 Project decisions. None.
- 5.106 S1000D Chapter 6.2.2 - Page-oriented publications - Typography - Layout elements.
- 5.106.1 USAF business rules.
- 5.106.1.1 Data module title. The data module title shall be derived from the element <techName> and the element <infoName> separated by a hyphen [-] surrounded by blanks. They shall be presented together as a center-head No. 1. (JS 67), [AF 6.2.2-001]
- 5.106.1.2 Printing warnings, cautions, and notes. Warnings, cautions, or notes shall not be divided, so that first lines or groups of icons appear on one page and remaining lines or group of icons appear on another

MIL-STD-3048 (USAF)

page. In printed publications, warning, cautions, and notes shall appear on the same page as the associated text, unless the length of the warning, caution, or note exceeds a full page. (JS 68). [AF 6.2.2-002]

5.106.1.3 Table footnotes. Table footnotes shall be placed at the bottom of the table or the bottom of the page, whichever is encountered first. Indent all table footnotes five spaces from the left margin of the table and return carryover lines to the left margin of the table. Separate the footnote numbers or other designators. (JS 70), [AF 6.2.2-003]

5.106.1.4 Table, figure, graphic, and illustration numbering. The presentation of table, figure, graphic, and illustration numbering shall be in accordance with S1000D. [AF 6.2.2-004]

5.106.1.5 Multisheet illustration numbering. When an illustration requires several sheets, identification similar to (Sheet X of Y) shall be added after the title. All sheets of a multisheet illustration shall be considered one figure. Multisheet figures shall be consecutively numbered and the total number of sheets following the title; for example, Figure 1. Wing Hydraulic Assembly (Sheet 1 of 3). Remaining sheets shall be numbered in consecutive order; for example Figure 1. Wing Hydraulic Assembly (Sheet 2 of 3), Figure 1. Wing Hydraulic Assembly (Sheet 3 of 3). (JS 71), [AF 6.2.2-005]

5.106.1.6 Changes for paper and page-oriented display. Changes to page-oriented content shall be indicated using a change bar in accordance with MIL-STD-38784, using the change markup. Refer to 5.21.1. [AF 6.2.2-006]

5.106.1.7 Typography and layout. Typography and layout for the following shall be in accordance with MIL-STD-38784.

- a. List of Tables
- b. List of Figures
- c. Bullets for random lists
- d. Footnote numbers
- e. Inline footnotes
- f. Table footnotes
- g. Vertical lines in tables
- h. Warnings and cautions
- i. Symbols in warnings and cautions
- j. Symbolic presentation of warnings and cautions
- k. Number of side-head levels in Table of Contents

[AF 6.2.2-007]

5.106.1.8 Element depth and titles. Titles shall not be included on the following elements from an indenture depth of level 6 onwards:

- a. <levelledPara>
- b. <proceduralStep>
- c. <crewDrillStep>

[AF 6.2.2-008]

5.106.1.9 Use of numbered notes within a data module. Notes shall not be numbered. [AF 6.2.2-009]

5.106.1.10 Presentation of titles in reference tables. Titles of data modules, publication modules, and non-S1000D publications shall be displayed in reference tables. [AF 6.2.2-010]

5.106.1.11 Inline presentation of titles of non-S1000D publications. Titles of non-S1000D publications shall be displayed inline. [AF 6.2.2-011]

5.106.1.12 Presenting footnotes. The presentation of footnotes for paper and page-oriented manuals shall be in accordance with MIL-STD-38784. [AF 6.2.2-012]

5.106.2 Project decisions. None.

MIL-STD-3048 (USAF)5.107 S1000D Chapter 6.3.1 - Information presentation/use - Interactive electronic technical publications.5.107.1 USAF business rules.

5.107.1.1 Use of Chapter 6.3.1. The requirements and guidance of the S1000D, Chapter titled, "IETP Output specification" as augmented by these business rules shall be mandatory. (JS 73), [AF 6.3.1-001]

5.107.1.2 Location of the navigation panel. The navigation panel shall appear above the main content area. (JS 74), [AF 6.3.1-002]

5.107.1.3 IETM title bar contents. The title bar shall contain the following items: security classification of the displayed PM (if the publication is classified), PM title, and PMC. The security classification shall be presented first. (JS 75 Modified), [AF 6.3.1-003]

5.107.1.4 IETM subtitle bar contents. The subtitle bar shall contain the following items: security classification of the displayed data module (if the data module or the publication module is classified), the data module title, and DMC. The security classification shall be presented first. (JS 76 Modified), [AF 6.3.1-004]

5.107.1.5 IETM inner shell contents. The inner shell shall contain, as a minimum:

- a. Reset Area (Guide Post)
- b. Table of Contents Panel
- c. Navigation Panel
- d. Subtitle Bar
- e. Main Menu Bar
- f. Main Content Area

(JS 77 Modified), [AF 6.3.1-005]

5.107.1.6 IETM table of contents. The table of contents panel shall include at a minimum links to:

- a. Table of Contents
- b. Safety Summary (as applicable)
- c. List of Illustrations
- d. List of Tables

(JS 78 Modified), [AF 6.3.1-006]

5.107.1.7 List of tables for IETM. The overall publication list of tables for IETM shall include data module code and title. In addition, each entry shall be linked to the referenced table. (JS 79 Modified), [AF 6.3.1-007]

5.107.1.8 IETM reset area. At a minimum, the reset area shall provide the following mandatory functions:

- a. Reset user interface to standard default view
- b. View revision summary/link to highlights
- c. Exit reset area menu
- d. Suspend (conditional)
- e. Restart (conditional)

If any of the above is not applicable to the data module being displayed, it shall be grayed out. (JS 80 Modified), [AF 6.3.1-008]

5.107.1.9 Use of a compass rose icon in the reset area. If a compass rose icon is used, it shall be a graphical representation of the Webdings character (108) for a compass rose. (JS 81), [AF 6.3.1-009]

5.107.1.10 IETM main menu bar contents. The main menu bar shall provide the following minimum set of mandatory navigation and control functions, which shall be made available to the user and common to all IETMs. The functions shall be provided in the following exact order: Previous, Next, TOC, History, Search, Print, Feedback, Exit, Help, and IDSTATUS. (JS 82 Modified), [AF 6.3.1-010]

MIL-STD-3048 (USAF)

5.107.1.11 IETM font and background colors. The text shall be black (#000000 or #000033) sans serif font, except as noted elsewhere. Background shall be white (#FFFFFF), except as noted elsewhere. This aids printing without loss of content. There may be operational exceptions, such as night operations and where color has special meaning. (JS 83 Modified), [AF 6.3.1-011]

5.107.1.12 Displaying footnotes. Footnote content shall be displayed when the footnote link within the associated text is activated. (JS 85 Modified), [AF 6.3.1-012]

5.107.1.13 Hazardous materials icons. Hazardous materials icons shall be used in cases where hazardous materials are present. (JS 86), [AF 6.3.1-013]

5.107.1.14 Status bar. The status bar shall be a horizontal bar located at the bottom of the inner shell. The status bar shall contain status information including status indicators and icons for active (persistent) warnings, cautions, and notes. The status bar may be toggled on and off when there are no persistent alert icons. The status bar shall not be toggled off when persistent alert icons are displayed. [AF 6.3.1-014]

5.107.1.15 Basic layout for reduced screen real estate. When screen real estate does not permit the basic screen layout requirements, the panels and bars shall be hidden in such a way that the user can pull them back into the main window as necessary. The basic screen layout requirements are:

- a. Navigation Panel
- b. Title Bar (If the content of a data module is classified, the Title bar shall be permanently displayed and shall contain the security classification).
- c. Subtitle Bar
- d. Reset Area
- e. Table of Contents panel
- f. Main Menu Bar
- g. Main Content Area
- h. Status Bar (When persistent icons are displayed, the Status bar shall be permanently displayed).

[AF 6.3.1-015]

5.107.1.16 Help information. In accordance with MIL-DTL-87268, IETMs shall include help information that shall contain:

- a. Administrative information:
 1. IETM title (parent PM title)
 2. IETM number (parent PMC)
 3. Version (parent PMC issue number)
 4. IETM classification (IETM content object with the highest classification)
 5. Date (parent PM issue date)
- b. Verification (from the element **<qualityAssurance>** of the parent PM)
 1. Preparing activity (Originator)
 2. IETM technical control activity (AFMC/4UE)
 3. Equipment configuration management activity (Program office)
 4. Address for deficiency reports (AFTO 22)
- c. Method for obtaining additional copies of the IETM (**<remarks>** in the parent PM)
- d. Distribution statement (**<dataDistribution>** in the parent PM)
- e. Export control, if applicable (**<exportControl>** in the parent PM)
- f. Summary of documents referenced, but not included (Single data module with information code 017A)
- g. Applicability statement

MIL-STD-3048 (USAF)

- h. Introduction
- i. List of contents
- j. How to use this IETP
- k. Definitions of unusual acronyms
- l. Warnings, cautions, and safety summary

[AF 6.3.1-016]

5.107.1.17 Indicating changed content for on-screen display. For indicating changes to the on-screen display of content, projects shall highlight the changed content yellow using the S1000D Standard color palette from Chapter 3.9.2.3. [AF 6.3.1-017]

5.107.1.18 Indicating inserted content for on-screen display. For indicating inserted content for on-screen display, projects shall highlight the inserted content green using the S1000D Standard color palette from Chapter 3.9.2.3. [AF 6.3.1-018]

5.107.1.19 Indicating changes or insertions to the on-screen display of single sheet figures, illustrations and graphics. For indicating changes or insertions to the on-screen display of single sheet figures, illustrations and graphics, projects shall use the change markup as specified at 5.21.1.9. Projects shall indicate an insertion of the figure, illustration or graphic by highlighting the title green. Projects shall indicate a modification to the figure, illustration or graphic by highlighting the title yellow. These colors shall be in accordance with the S1000D Standard color palette from Chapter 3.9.2.3. [AF 6.3.1-019]

5.107.1.20 Indicating changes and insertions to the on-screen display of sheets in multisheet figures, illustrations, and graphics. For indicating changes and insertions to the on-screen display of multisheet figures, projects shall use the change markup as specified at 5.21.1.11. Projects shall indicate an insertion of the sheet or sheets by highlighting the figure title green. Projects shall indicate a modification to the figure, illustration or graphic by highlighting the figure title yellow. These colors shall be in accordance with the S1000D Standard color palette from Chapter 3.9.2.3. [AF 6.3.1-020]

5.107.1.21 Indicating changes or insertions to on-screen display of tables and their titles. For indicating changes or insertions to the on-screen display of tables and their titles, projects shall use the change markup as specified at 5.21.1.13. Projects shall indicate an insertion of the table or titles by highlighting the table title green. Projects shall indicate a modification to the table or its title by highlighting the table title yellow. These colors shall be in accordance with the S1000D Standard color palette from Chapter 3.9.2.3. [AF 6.3.1-021]

5.107.1.22 Indicating changes or insertions to on-screen display of multimedia and their titles. For indicating changes or insertions to the on-screen display of multimedia and their titles, projects shall use the change markup as specified at 5.107.1.22. Projects shall indicate an insertion of the multimedia or its title by highlighting the multimedia title green. Projects shall indicate a modification to the multimedia or its title by highlighting the multimedia title yellow. These colors shall be in accordance with the S1000D Standard color palette from Chapter 3.9.2.3. [AF 6.3.1-022]

5.107.1.23 Table of contents order. The TOC information shall be displayed in accordance with the breakdown and sequencing of the publication modules and data modules. [AF 6.3.1-023]

5.107.1.24 Table of contents items. TOC items shall be generated from every data module title. [AF 6.3.1-024]

5.107.1.25 Table of contents initial display. When the TOC is initially displayed, only the first level (publication module and first-level nested publication modules) items shall be shown. When subordinate items are collapsed, a plus sign expand indicator shall be displayed before the item name. Clicking the expand indicator shall display the subordinate items and changes the indicator to a minus sign collapse indicator. [AF 6.3.1-025]

5.107.1.26 Table of contents - Front and rear matter. Information that is normally considered part of the front and rear matter, but are typically not part of the page-based table of contents, shall be accessible from the IETPs table of contents or the navigation panel. [AF 6.3.1-026]

5.107.1.27 Table of contents references. TOC references shall require a single click. [AF 6.3.1-027]

MIL-STD-3048 (USAF)

5.107.1.28 Location of the reset area. The reset area shall be large enough to be visible and user selectable. It shall be located above the TOC panel and to the left of the Main Menu Bar and Subtitle Bar. It shall be resized with the TOC panel, navigation panel, and classification bar. [AF 6.3.1-028]

5.107.1.29 Suspend and restart. Suspend and restart functionalities shall be included only if the IETM includes state table functionality. [AF 6.3.1-029]

5.107.1.30 Location of the navigation panel. The navigation panel shall appear above the main content area. [AF 6.3.1-030]

5.107.1.31 Navigation panel - Subtitle bar. The subtitle bar is mandatory and shall have the capability to be toggled on or off. [AF 6.3.1-031]

5.107.1.32 Navigation panel - Security markings. If the data module content is classified, security markings shall be displayed in the subtitle bar, as well as the title bar of the outer shell. [AF 6.3.1-032]

5.107.1.33 Navigation panel - Main menu bar. The main menu bar is mandatory and shall have the capability to be toggled on or off. [AF 6.3.1-033]

5.107.1.34 Navigation panel - Cascading menus. Cascading menus shall appear as a descendant of a function when selected. In a drop-down menu, this shall appear next to the function selected. Functions that are not active during any rendering shall be presented as disabled (grayed out). [AF 6.3.1-034]

5.107.1.35 Navigation panel - Print icon. The Print icon function shall provide access to a menu allowing the user to choose either Print Screen or Print Data Module. The Print Screen function is a part of the operating system and shall not be additionally included as an IETM function. [AF 6.3.1-035]

5.107.1.36 Navigation panel - Custom IETM functions. Any custom functions that the IETM provides shall be placed in the additional information bar. [AF 6.3.1-036]

5.107.1.37 Navigation panel - IETM Busy. If the IETM viewer is expected to be busy for more than 2 seconds, the cursor shall change to a visible and recognizable indication until the busy condition passes. Once the busy condition passes, the cursor shall return to its previous form. [AF 6.3.1-037]

5.107.1.38 Session control icons. The session control icons shall be as follows:

Session	Function	Indicator
Complete	Normal exit save and update history. Clear state table.	Icon: Check Mark (Wingdings 2 #080) Text: Complete (Optional)
Suspend	Save current state and do not update history.	Icon: Pause (two vertical bars) (Webdings #059) Text: Pause Session (Optional)
Restart	Reinstate previous suspended session.	Text: Session Restart
Abort	Browse only - Do not save session or update history. Clear state table.	Icon: Rain Clouds (Webdings #219) Text: Abort (Optional)

[AF 6.3.1-038]

5.107.1.39 Bookmark icons. The bookmark icons shall be as follows:

Session	Function	Indicator
Create	Shall ask whether creating or navigating to Bookmark.	Icon: Open Book (Wingdings #038) Location: Additional information bar

MIL-STD-3048 (USAF)

Session	Function	Indicator
Goto	Shall ask whether creating or navigating to Bookmark. Navigating to a bookmark, the TOC shall be updated and the content pane shall display bookmark destination.	Icon: Open Book (Wingdings #038) Location: Additional information bar
Minimized	Indicates location is a bookmark.	Icon: Open Book (Wingdings #038) Location: Content pane

[AF 6.3.1-039]

5.107.1.40 Annotation function icons. The annotation function icons shall be as follows:

Session	Function	Indicator
Create user note	A dialog box is displayed to insert the user note at the current cursor location.	Icon: Black (public) and blue (personal) hand with pen (Wingdings #063) Location: Additional information bar
User note minimized	Selecting opens the user note as a dialog message box.	Icon: Black (public) and blue (personal) hand with pen (Wingdings #063) Location: Content pane

[AF 6.3.1-040]

5.107.1.41 Redline function icons. The redline function icons shall be as follows:

Session	Function	Indicator
Redline mode	Toggle on and off redline functionality.	Icon: Red pencil (Wingdings #033) Location: Additional information bar
Create comment	A dialog box is displayed to insert the redline comment at the current cursor location.	Icon: Piece of paper with upper right corner turned in (Wingdings 2 #047) Location: Additional information bar
Comment minimized	Selecting opens the redline comments as a dialog message box.	Icon: Piece of paper with upper right corner turned in (Wingdings 2 #047) Location: Content pane

[AF 6.3.1-041]

5.107.1.42 Browsing display icons. The browsing display icons shall be as follows:

MIL-STD-3048 (USAF)

Session	Function	Indicator
Begin	Initiates browse mode capability by single click on icon button. Denotes to the user that the system is in browse mode.	Icon: Eyeglasses unselected (Wingdings #036) Location: Additional information bar
Browse previous	Act similar to PREVIOUS functions except no interaction system variables are set.	Icon: Double left pointing arrows (Wingdings 3 #072) Location: Additional information bar
Browse next	Act similar to NEXT functions except no interaction system variables are set.	Icon: Double right pointing arrows (Wingdings 3 #073) Location: Additional information bar
Mode indicator	Denotes to the user that the system is in browse mode.	Icon: Eyeglasses (Wingdings #036) Text: Browse Mode On Location: Status bar
Mode indicator	Denotes to the user that the system is not in browse mode.	Icon: Eyeglasses (Wingdings #036) with "no or don't" slash (Wingdings 2 #087) Text: Browse Mode Off Location: Status bar
End	Ends browse mode capability by single click on icon button. Denotes to the user that the system is not in browse mode.	Icon: Eyeglasses unselected (Wingdings #036) Location: Additional information bar

[AF 6.3.1-042]

5.107.1.43 Graphic navigation icons. The graphic navigation icons shall be as follows:

Session	Function	Indicator
Print	Print the graphic.	Icon: Printer (Wingdings 2 #054) Location: Navigation panel
Email	Email the graphic.	Icon: Unopened envelope (Wingdings #042) Location: Navigation panel
Save to a folder	Saving graphic to graphic/photo area folder.	Icon: Folder (Wingdings #048) Location: Navigation panel
Zoom in	Toggle on and off graphic zoom in function.	Icon: Magnifying glass with plus (Graphic) Location: Navigation panel
Zoom out	Toggle on and off graphic zoom out function.	Icon: Magnifying glass with minus (Graphic) Location: Navigation panel

MIL-STD-3048 (USAF)

Session	Function	Indicator
Pan graphic	Toggle on and off pan graphic.	Icon: Open hand (Wingdings #073) Location: Navigation panel
Pan graphic	Move graphic in the pane	Icon: Open hand (Wingdings #073) Location: Content pane

[AF 6.3.1-043]

5.107.1.44 Color and font sizes. Use of color and font sizes shall be in accordance with MIL-DTL-87268.

[AF 6.3.1-044]

5.107.1.45 Dialog boxes. The rules for dialog boxes are as follows:

Topic	Requirements
Cursor movement	Cursor movement within dialog boxes shall be consistent throughout the IETP.
Cursor location	The default location of the cursor (the location of the cursor when the dialog box is initially displayed) in a dialog box shall be at the first selectable item (uppermost).
Tab key	Cursor forward movement shall be accomplished through the Tab key or pointing device, such as a mouse, trackball, or stylus. When tabbed, the cursor shall move only to items that require input from the user. The user shall be able to move the cursor back within the dialog box either through the Shift-Tab key or pointing device. Pressing the Enter key when the push button is highlighted shall perform the action associated with the push button.
Push buttons, general	Dialog boxes shall contain graphical controls called push buttons as a means for the user to communicate with the IETP.
Push buttons, display	A push button shall be a word or graphic icon on the screen used to select or initiate an action. Push buttons shall be large enough to allow positioning of the cursor on the push button. Push buttons shall provide visual feedback when selected. Push buttons shall be found on every type of dialog box. They shall each be single action entities. Push buttons shall indicate selections made or invoke a general action (e.g., CANCEL or OK). Push button shapes shall be consistent, such as a box, circle, or button. Function push buttons shall contain the name of the selection or action written inside of the shape. Common function push buttons (OK, CANCEL, HELP) shall be displayed along the bottom of the dialog box. The common function buttons shall

MIL-STD-3048 (USAF)

Topic	Requirements
	correspond to completing the last selection before leaving the dialog box.
Push button functions	<p>The common function push buttons shall be displayed in the following order centered along the bottom of the dialog box: "OK", and where they exist, CANCEL and HELP.</p> <ol style="list-style-type: none"> a. The OK push button shall communicate the entered or selected information to the IETM and proceed to the next action. b. The CANCEL push button shall not send user-inputted information to the IETM and the IETM shall return to its previous display. c. The HELP function shall provide further information about the current dialog box in message dialog box.

[AF 6.3.1-045]

5.107.1.46 Displaying procedural steps. Procedural steps and their corresponding illustrations shall be presented together. Illustrations shall not be presented with noncorresponding steps. [AF 6.3.1-046]

5.107.1.47 Displaying table titles. Table titles shall appear above the table. If a table is scrollable, the table shall have "sticky" column headers. [AF 6.3.1-047]

5.107.1.48 Hyperlinks. Display and functionality of hyperlinks are as follows:

Topic	Requirements
Presentation of references	References to data modules in IETPs shall include the referenced data module title and optionally the data module code (e.g., See Radio XYZ - Safety summary [DMC-RADIOXYZ-001-001-23-4750-01000-012J-A].).
Reference to figures and tables	References to tables and figures shall be hyperlinked and may be presented as text or as inline thumbnails or icons.
Links to multimedia	Links to view animations, videos, etc., shall require a single click of a text hotspot or an icon hotspot. The object shall display in a separate pane or application window. The links or hotspots for multimedia (animation, video, etc.) clips shall precede the step(s) to which they apply. A note shall also precede the step(s) to which the multimedia clips apply which tells the user to follow the written instructions after viewing the multimedia clips and which step(s) the multimedia clips apply to.
Inline figures and tables	A single click of an inline figure or table reference shall display the object in a separate pane of the main content area.

MIL-STD-3048 (USAF)

Topic	Requirements
Pop-up windows	Pop up windows to display a graphic or table shall only be used if necessary to display large and very detailed graphics or tables. To avoid problems related to screen stacking, all pop-up windows shall close when the user navigates to or views switches to other content.
Display	Hyperlink formatting shall be consistent throughout the IETP.

[AF 6.3.1-048]

5.107.1.49 Warnings, cautions, and notes. The rules for warnings, cautions, and notes are as follows:

Topic	Requirements
Placement	Placement of warnings and cautions shall be in accordance with 5.17.1.5.
Multiple warnings and cautions, general	Warnings and cautions on unrelated topics that pertain to the same task, procedure, or step(s) may be grouped under one heading. When grouping warnings and cautions, each warning or caution shall be separated by at least one line and may be bulleted.
Multiple warnings and cautions, order	If multiple warnings and cautions apply to the same text, warnings shall appear first and cautions shall appear second. If notes are also applicable to the text, they shall appear after the applicable warnings and cautions.
Display	The display of warnings and cautions shall be in accordance with S1000D.
Warnings and cautions content	The content shall contain all necessary information needed to reduce or alleviate the hazard without reference to additional information.
Numbering	Warning and caution headers shall not be numbered. When a warning or caution consists of two or more paragraphs, the header WARNING or CAUTION shall not be repeated above each paragraph.
First aid	Warnings shall include basic first aid instructions/guidance in the event of exposure/injury (e.g., flush eyes with water, seek medical attention, cleanse affected area with soap and water, etc.).

MIL-STD-3048 (USAF)

Topic	Requirements
Acknowledgement of alerts	<p>If acknowledgment of alerts is used, alerts shall be displayed and acknowledged as follows:</p> <ol style="list-style-type: none"> a. An OK push button in the alert shall be used for acknowledgment. The text following the alert shall not be displayed until the alert is acknowledged. The alerts shall stay inline after the user acknowledges the alert. All functions (including the scrolling function if provided) shall be disabled until the alert has been acknowledged. b. When multiple alerts are displayed in the same pane, the OK push button in each alert shall be used for acknowledgment. The text following an alert shall not be displayed until that alert is acknowledged. c. When alerts apply to the entire task or procedure, the alerts shall be displayed in line prior to the applicable data. d. After an alert has been acknowledged, the applicable persistent alert icon shall be displayed in the status bar of the inner shell and remain persistent until the applicable step, task, and/or procedure has been completed. Clicking on the persistent alert icon, at any time during the task or procedure, shall display the applicable alert(s).
Icons	<p>The following rules apply to warning and caution icons.</p> <ol style="list-style-type: none"> a. Equipment damage caution icons shall be approved by the acquiring activity. Icons used shall be defined in the General Data data module (information code 010A) under the list of abbreviations/acronyms. b. The use of standardized icons to improve readers' recognition of hazards is required. Additional nonstandardized warning icons shall be approved by the acquiring activity. c. Hazards that result from a combination of materials shall clearly be identified to indicate that mixing or combining the materials creates the hazard. d. Hazardous materials warnings with icons consist of a WARNING header, the icon(s), and a full description of the

MIL-STD-3048 (USAF)

Topic	Requirements
	hazardous material and the precautions to be taken.
Notes, placement	The placement of notes shall be in accordance with 5.17.1.5.
Multiple notes	If multiple notes apply to the same text, the warnings shall appear first, cautions shall appear second, and notes shall appear last. Notes on unrelated topics that pertain to the same task, procedure, or step(s) may be grouped under one heading. Each note shall be separated by at least one line and may be bulleted.
Note numbering	The NOTE headers shall not be numbered. When a note consists of two or more paragraphs, the header NOTE shall not be repeated above each paragraph.
Note headers	The note header shall have the word NOTE in blue text inside a white rectangle box with a black border. Notes may have an optional note icon below the note header. The note header, icons, and text shall be enclosed within a larger white box with a blue border. Notes used in the manual other than a task, a procedure, or a step shall have the header NOTE in bold and centered above the note text. The note text shall be indented on right and left.
Acknowledgement	A note shall be acknowledged if it is deemed important enough by the acquiring activity. The only push button in the note message dialog box shall be the OK push button, which shall be used for acknowledgement. Unlike warnings and cautions, text that follows a note may be viewable prior to acknowledgement and a persistent note icon shall not be displayed in the status bar of the inner shell after the note is acknowledged.

[AF 6.3.1-049]

5.107.1.50 Links. Linking from change marks to the highlights page shall not be used. [AF 6.3.1-050]

5.107.1.51 Reason for update. The reason for update shall only be displayed to the user in the highlights pages/screens. [AF 6.3.1-051]

5.107.1.52 Presenting changes. The display of change markings shall be toggled On or Off by use of a Toggle change function. The default display shall be Off. [AF 6.3.1-052]

5.107.1.53 Notification of changes. When the display of change markings is toggled off, the viewer shall display a persistent icon, in the status bar, for data modules that contain changes. [AF 6.3.1-053]

5.107.1.54 Acronyms and abbreviations. Any acronyms and abbreviations that are in the displayed data module can have a function that displays the meaning as a tool tip when the cursor hovers over the acronym or abbreviation. [AF 6.3.1-054]

5.107.1.55 Presenting illustrations. Illustrations shall be presented in accordance with MIL-STD-38784. [AF 6.3.1-055]

MIL-STD-3048 (USAF)

5.107.1.56 Use of borders for illustrations. Border rules and boxes shall not be used for single illustrations, but shall be used to separate multisection illustrations in the same pane or for locator/detail views. [AF 6.3.1-056]

5.107.1.57 Printed output from an IETP. The IETM may provide the capability to print a discrete data module. Beyond the printed technical data, the following additional information shall be printed: Time/Date stamp, classified security marks, and the following statement:

"Destruction procedures shall follow unit Standard Operating Procedure (SOP)."

[AF 6.3.1-057]

5.107.2 Project decisions.

5.107.2.1 Main menu bar. Decide whether the main menu bar will contain additional project functions appearing to the right of the nine mandatory functions. [PD 6.3.1-001]

5.107.2.2 Additional information bar. Decide whether the inner shell will contain an additional information bar. [PD 6.3.1-002]

5.107.2.3 Additional table of contents items. Decide whether to use additional items in the TOC. [PD 6.3.1-003]

5.107.2.4 Main menu bar functions. Decide whether the main menu bar functions are presented as text, graphics, or both. If implemented, then the icons shown in figure 1, which can be found at <https://www.logsa.army.mil/mil40051/tmsspecs.cfm>, are mandatory. [PD 6.3.1-004]

5.107.2.5 Printing classified data. Decide whether to allow printing classified data. If not allowed, the print function shall be disabled. [PD 6.3.1-005]

5.107.2.6 Help display. Decide whether Help is displayed as a dialog. [PD 6.3.1-006]

5.107.2.7 Dialog display. Decide whether dialogs will be displayed as pop-up or inline. [PD 6.3.1-007]

5.107.2.8 Background colors. Decide whether to change the background colors of alternate rows in tables to aid readability. [PD 6.3.1-008]

5.107.2.9 Table display. Decide whether tables appear in a separate window for clear and proper display. [PD 6.3.1-009]

5.107.2.10 Presentation of references. Decide whether the data module codes for referenced data modules will be presented inline as part of the references (e.g., See Radio XYZ - Safety summary [DMC-RADIOXYZ-001-001-23-4750-01000-012J-A]), as mouse-over tool tips, or not at all. [PD 6.3.1-010]

5.107.2.11 Acknowledgement of alerts. Decide whether acknowledgement of alerts will be required. [PD 6.3.1-011]

5.107.2.12 Pop-up windows. Decide on one of two methods for displaying pop-ups and use that method consistently throughout the IETP: replacing the current window (i.e., inline), or in a separate window on top of the current window (i.e., pop-up). [PD 6.3.1-012]

5.107.2.13 Tool tips. Decide on the use of tool tips. If required, hovering over an area of a graphic tool tips can provide some means of descriptive data. Tool tip pop-ups shall not interfere with the ability of a user to access any area of the graphic (including access to another tool tip). [PD 6.3.1-013]

5.107.2.14 Illustration display. Decide whether to display illustrations in-line or within the inner shell main content area in a pane separate from the text content. [PD 6.3.1-014]

5.108 S1000D Chapter 6.4.2 - Functionality - Functionality Matrix.

5.108.1 USAF business rules.

5.108.1.1 Use of the functionality matrix. The default USAF Functionality Matrix shall be used for the acquisition and development of technical manuals. (JS 87 Modified), [AF 6.4.2-001]

5.108.2 Project decisions.

5.108.2.1 Project specific functionality. Decide which of the remaining functionalities to select as requirements during the acquisition activity. [PD 6.4.2-001]

MIL-STD-3048 (USAF)

5.109 S1000D Chapter 7 - Information processing. The content of the following S1000D chapters apply in their entirety:

- a. Chapter 7.3.1 - CSDB objects - Data module schema
- b. Chapter 7.3.1.5 - Data module schema - Configuration of attributes
- c. Chapter 7.3.2 - CSDB objects - Graphics
- d. Chapter 7.4.1 - Generation of publications - IETP
- e. Chapter 7.4.1.2 - IETP - Resource resolution
- f. Chapter 7.4.2 - Generation of publications - Publication module and SCORM Content Package schema
- g. Chapter 7.5.4 - Information interchange - LOM metadata
- h. Chapter 7.6.1 - Software requirements - Process data module requirements
- i. Chapter 7.6.2 - Software requirements - Resource resolution service
- j. Chapter 7.7.4 - Guidance and examples - XLink
- k. Chapter 7.7.5 - Guidance and examples - XPath

The following S1000D chapters contain business rules that are not addressed in this MIL-STD-3048:

- a. Chapter 7.3.3 - CSDB objects - Multimedia
- b. Chapter 7.4.3 - Generation of publications - Inclusion of legacy information
- c. Chapter 7.8 - Information processing - Applicability

There are no USAF business rules or project decisions for the following S1000D chapters:

- a. Chapter 7.3 - Information processing - CSDB objects
- b. Chapter 7.3.1.1 - Data module schema - Version summary
- c. Chapter 7.3.1.2 - Data module schema - Modular structure
- d. Chapter 7.3.1.4 - Data module schema - Backwards compatibility
- e. Chapter 7.4 - Information processing - Generation of publications
- f. Chapter 7.4.2.1 - Publication module schema - Version summary
- g. Chapter 7.5 - Information processing - Information interchange
- h. Chapter 7.5.2 - Information interchange - Interchange schemas
- i. Chapter 7.5.2.1 - Interchange schema - Version summary
- j. Chapter 7.6 - Information processing - Software requirements
- k. Chapter 7.7 - Information processing - Guidance and examples
- l. Chapter 7.7.1 - Guidance and examples - Logic engine
- m. Chapter 7.7.2 - Guidance and examples - Process data module nodes
- n. Chapter 7.7.3 - Guidance and examples - Resource resolution

5.110 S1000D Chapter 7.1 - Information processing - Introduction.

5.110.1 USAF business rules.

5.110.1.1 Use of S1000D schemas. Only the promulgated S1000D schemas, available at www.s1000d.org, shall be used. [AF 7.1-001]

5.110.2 Project decisions. None.

5.111 S1000D Chapter 7.2 - Information processing - Basic concepts.

5.111.1 USAF business rules.

5.111.1.1 Use of modularized or flat schemas. Projects shall use the XML flat S1000D schemas. [AF 7.2-001]

MIL-STD-3048 (USAF)

- 5.111.2 Project decisions. None.
- 5.112 S1000D Chapter 7.3.1.3 - Data module schema - Invocation.
- 5.112.1 USAF business rules.
- 5.112.1.1 Schema invocation. For delivery, projects shall only use the invocation for XML flat schema instances. [AF 7.3.1.3-001]
- 5.112.2 Project decisions. None.
- 5.113 S1000D Chapter 7.4.1.1 - IETP - Generation process.
- 5.113.1 USAF business rules.
- 5.113.1.1 Use of S1000D schemas. S1000D-provided schemas shall not be modified. If an error which necessitates a change to a S1000D-provided schema is found, refer to 5.3.1.1. (JS 88 Modified), [AF 7.4.1.1-001]
- 5.113.1.2 Autogeneration of metadata. The rdf.xsd, dc.xsd, and xlink.xsd schemas shall be used, and the metadata shall be autogenerated during the publication process. (JS 89 Modified), [AF 7.4.1.1-002]
- 5.113.1.3 Autogenerating front matter. Tables of Contents, Lists of Figures, Lists of Tables and highlights pages shall be autogenerated as data modules for delivery. [AF 7.4.1.1-003]
- 5.113.2 Project decisions.
- 5.113.2.1 Autogeneration of CSDB objects. Decide which CSDB objects to autogenerate. [PD 7.4.1.1-001]
- 5.114 S1000D Chapter 7.4.3 - Generation of publications - Inclusion of legacy information.
- 5.114.1 USAF business rules. None.
- 5.114.2 Project decisions.
- 5.114.2.1 Inclusion of legacy data. Decide on the method for including legacy data at all levels, including, but not limited to, the project, all TOs, individual manuals, individual sections or work packages. [PD 7.4.3-001]
- 5.115 S1000D Chapter 7.5.1 - Information interchange - File based transfer.
- 5.115.1 USAF business rules.
- 5.115.1.1 Defined file formats. Projects shall use only the file formats defined in S1000D. [AF 7.5.1-001]
- 5.115.2 Project decisions. None.
- 5.116 S1000D Chapter 7.5.3 - Information interchange - RDF/DC metadata.
- 5.116.1 USAF business rules.
- 5.116.1.1 Use in CSDB objects. RDF/DC shall not be used for Data Dispatch Notes (DDN), Data Module Lists (DML), or Comment (COM). [AF 7.5.3-001]
- 5.116.2 Project decisions. None.
- 5.117 S1000D Chapter 8 - Standard numbering systems, information codes and learn codes. The content of the following S1000D chapters apply in their entirety:
- a. Chapter 8.3 - SNS, information and learn codes - Example SNS
 - b. Chapter 8.5.1 - Learn codes - Human performance technology codes
 - c. Chapter 8.5.2 - Learn codes - Training codes
- The following S1000D chapters contain business rules that are not addressed in this MIL-STD-3048:
- a. Chapter 8.1 - SNS, information and learn codes - General
 - b. Chapter 8.2.2 - Maintained SNS - Support and training equipment
 - c. Chapter 8.2.3 - Maintained SNS - Ordnance
 - d. Chapter 8.2.4 - Maintained SNS - General communications
 - e. Chapter 8.2.5 - Maintained SNS - Air vehicle, engines and equipment

MIL-STD-3048 (USAF)

- f. Chapter 8.2.6 - Maintained SNS - Tactical missiles
- g. Chapter 8.2.7 - Maintained SNS - General surface vehicles
- h. Chapter 8.2.8 - Maintained SNS - General sea vehicles
- i. Chapter 8.4.2 - Information codes - Full definitions

There are no USAF business rules or project decisions for the following S1000D chapters:

- a. Chapter 8.2 - SNS information and learn codes - General
- b. Chapter 8.5 - SNS information and learn codes - Learn codes

5.118 S1000D Chapter 8.2.1 - Maintained SNS - Generic.

5.118.1 USAF business rules.

5.118.1.1 Test instrument calibration. Projects shall use the following SNS for test instrument calibration:

System	Sub-system	Title	Definition
17	00	General	Information associated with the identification and calibration of test equipment. Calibration procedures do not include maintenance instructions (for example: complete disassembly and assembly instructions of any instrument, subassembly, accessory, or plug-in unit; or reconditioning, realignment, repair, or replacement instructions for work that is accomplished by maintenance activities).
	10	Identification and Description	Information to identify test instrument by, for example, manufacturer, model number, name, and prime function. It includes the test instrument's critical characteristics that require periodic calibration to ensure the test instrument performance criteria are met. It also includes descriptions of the methods for testing how each test instrument performance specification is verified. It also includes all peculiar accessories that require calibration with the test instrument.
	20	Equipment Requirements	<p>This section includes a list of the calibration equipment and peculiar accessories required in the calibration process. It includes a calibration equipment table with column headers:</p> <ul style="list-style-type: none"> a. Reference item number: <ul style="list-style-type: none"> A reference item number assigned during the preparation of the procedure and the generic or common name for the equipment. b. Minimum use specifications c. Equipment selection: <ul style="list-style-type: none"> One or more examples of equipment which meets or exceeds the minimum use specifications and which are adequate for the performance of the procedure. d. Subsequent identification of equipment: (e.g., Generic identification of the calibration equipment (such as signal generator, power meter, etc.), so as to facilitate equipment substitution).

MIL-STD-3048 (USAF)

System	Sub-system	Title	Definition
			<p>It includes measurement systems, which consist of all recommended calibration equipment or combinations thereof to describe the requirements to meet an uncertainty value that is equal to or better than the test accuracy ratio, dependent on availability, reduced complexity, or reduced calibration time.</p> <p>It also includes any agreed test equipment list deviations.</p>
	30	Preliminary Operations	This section includes test instruments, accessories, and calibration equipment connections, warmup instructions, setup instructions, or other operations that are preliminary to the complete calibration process. It also includes familiarization, special environmental conditions, test jigs, and fixtures.
	40	Calibration Process	A calibration procedure includes the essential information required by technicians to perform calibration of one or more test instruments. Each procedure includes instructions or reference data in sufficient detail to enable calibration technicians to determine if the test instrument(s) is (are) operating within the prescribed performance limits. It includes interconnection instructions, control settings, adjustment instructions, verification and corrective action, calibration curves and charts, and performance limits.
	50	Calibration Performance Tables	When technical specifications are not summarized in a procedure, calibration performance tables can be included consisting of all the characteristics that can be calibrated showing the associated procedure step, range, and values applied to the test instrument for each measurement characteristic. The tables also include the performance limits for each measurement. Normally, a separate calibration performance table is provided for each test instrument. However, if two or more test instruments have identical characteristics or have minor differences, which can be readily and unambiguously handled on one CPT, one CPT may be used.
	60	Appendices	Appendices include supplementary or reference material, extracts from National Institute of Standards and Technology bulletins, dimensional tolerances for coaxial fittings, alternate test or calibration methods, or other essential information, which has no logical location in the preceding instructions.

[AF 8.2.1-001]

5.118.2 Project decisions. None.5.119 S100D Chapter 8.4 - SNS, information and learn codes - Information codes.5.119.1 USAF business rules.5.119.1.1 Use of Available for projects information codes. When a project determines the need to assign an Available for projects information code, that information code, corresponding information name, and

MIL-STD-3048 (USAF)

definition shall be submitted to the S1000D Steering Committee via a change proposal with the intent to make the request a permanent part of the standard. (JS 90 Modified), [AF 8.4-001]

5.119.2 Project decisions. None.

5.120 S1000D Chapter 8.4.1 - Information codes - Short definitions.

5.120.1 USAF business rules.

5.120.1.1 Information code use with schemas. In general, information codes and information names shall not be restricted to specific schemas, but, in their information sets, projects may direct which schema to use for particular applications of information codes. (JS 91), [AF 8.4.1-001]

5.120.1.2 Information codes. For all new projects, Joint Service information codes, which can be obtained at http://www.navsea.navy.mil/nswc/cardero/tecinfys/s1000d/tools_repos.html, shall be used to identify the functional content of each data module. Programs that identify a data module function that cannot be satisfied with an existing information code shall submit a proposal for a new information code to AFMC/A4UE. [AF 8.4.1-002]

5.120.1.3 Information code variants. Information code variants shall be used as defined at the Joint Service information codes. [AF 8.4.1-003]

5.120.1.4 Information names. Information names shall be in accordance with S1000D, except when an alternative is given at the Joint Service information codes. In these cases, the alternative shall be used. [AF 8.4.1-004]

5.120.1.5 Model identifiers in information names. Projects shall not include the model identifier in the info names for the information codes 660B through 660J, 800C through 800F, 811G through 811K, 831B through 831E, 841B through 841E, and 870F through 870J. [AF 8.4.1-005]

5.120.2 Project decisions. None.

5.121 S1000D Chapter 9 - Terms and data dictionary. There are no USAF business rules or project decisions for the following S1000D chapters:

- a. Chapter 9 - Terms and data dictionary
- b. Chapter 9.1 - Terms and data dictionary - Introduction
- c. Chapter 9.2 - Terms and data dictionary - Glossary of terms, abbreviations and acronyms
- d. Chapter 9.3 - Terms and data dictionary - Data dictionary

6 NOTES

(This section contains information of a general or explanatory nature that may be helpful, but is not mandatory.)

6.1 Intended use. This standard contains business rule requirements intended for use during the development of Air Force technical publications using S1000D.

6.2 Acquisition requirements. Acquisition documents should specify the following:

- a. Title, number, and date of this standard.
- b. Title, number, and date of S1000D.
- c. Completed functionality matrix.
- d. Project specific business rules (see Appendix A).

6.3 Subject term (key word) listing. The following terms are to be used to identify the MIL-STD-3048 document during retrieval searches:

- a. Common Source Database (CSDB)
- b. Data modules
- c. Extensible Markup Language (XML)
- d. Information sets

MIL-STD-3048 (USAF)

e. Interactive Electronic Technical Manual (IETM)

MIL-STD-3048 (USAF)








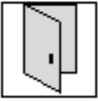


-  Previous
-  Next
-  Table of Contents
-  History
-  Search
-  Print
-  Feedback
-  Exit
-  Help
-  Identification and status

FIGURE 1. Main menu bar icons.

MIL-STD-3048 (USAF)

APPENDIX A PROJECT SPECIFIC DECISIONS

A.1 SCOPE

A.1.1 Scope. This appendix contains a tabular listing of all the project decision points listed in this standard. This appendix is a mandatory part of this standard. The information contained herein is intended for compliance.

A.2 GENERAL REQUIREMENTS

A.2.1 Intended use. All project decisions points listed in this appendix shall be completed. Be aware that additional project business rules may be required depending on the specific needs of the project.

A.2.2 Explanation of columns.

- a. Column 1 (Para No.) - This column contains the hyper-linked paragraph number in this standard that contains the project decision.
- b. Column 2 (PD No.) - This column identifies the project decision number for each project decision (see 1.5.3).
- c. Column 3 (PD Description) - This column contains both the title and the text of each project decision listed in this standard.
- d. Column 4 (Decision) - This column shall be used by projects to document project decisions for each decision point.

A.3 TABULAR LISTING OF PROJECT DECISIONS

Para No.	PD No.	PD Description	Decision
5.6.2.1	3.3-001	Definitions for CE and legacy information sets Decide and agree on definitions for CE and legacy projects information sets.	
5.7.2.1	3.4-001	Using zoning and access Decide whether to use zoning and access.	
5.7.2.2	3.4-002	Methods for zoning Decide which method to use for zoning.	
5.7.2.3	3.4-003	Identification access points Decide which method to use for identifying access points.	
5.10.2.1	3.7-001	Draft delivery of unverified data modules For other than final delivery, projects shall decide on whether unverified data modules can be delivered to the customer.	
5.10.2.2	3.7-002	Criteria for application of values for first verification Decide on the criteria for applying the values "tabtop", "onobject", and "ttandoo" to the attribute verificationType of the element <firstVerification>.	
5.10.2.3	3.7-003	Degree of application of QA Decide on the extent to which Quality Assurance (QA) is applied.	

MIL-STD-3048 (USAF)

APPENDIX A

Para No.	PD No.	PD Description	Decision
5.11.2.1	3.9.1-001	Use of Simplified English Decide whether to use Simplified English (ASD-STE100).	
5.11.2.2	3.9.1-002	Terminology database or glossary In order to achieve and maintain consistency for names of hardware and software related to the project, decide whether to develop a terminology database or glossary.	
5.12.2.1	3.9.2-001	Scope of printable data Decide which parts of the deliverable need to be printable.	
5.12.2.2	3.9.2-002	Multimedia technologies and environment Decide and agree which multimedia technologies can be used in certain environments.	
5.13.2.1	3.9.2.1-001	Engineering numbers and revision status Decide whether schematics derived from engineering drawings should include the original identifier within the illustration reproduction area.	
5.17.2.1	3.9.3-001	Use of the collection of warnings and cautions Decide whether to use the collection of warnings and cautions for multiple occurrences within the data module.	
5.19.2.1	3.9.5.1-001	Data module coding strategy Decide and agree on a data module coding strategy.	
5.19.2.2	3.9.5.1-002	Exchange of draft data modules within the project Decide whether to allow the exchange of draft data modules between the supplier and the customer.	
5.19.2.3	3.9.5.1-003	Source of the technical names Decide on the source of the technical names (preferably a terminology database) and use them consistently. In all cases, the technical name shall reflect the item represented by the SNS.	
5.19.2.4	3.9.5.1-004	List of CAGE codes Decide whether to create and maintain a list of CAGE codes for the responsible partner company and originator.	
5.19.2.5	3.9.5.1-005	Use of data module code extensions Decide whether the use of data module code extensions is required.	

MIL-STD-3048 (USAF)

APPENDIX A

Para No.	PD No.	PD Description	Decision
5.22.2.1	3.9.5.2.1.2-001	Use and format of the attribute referredFragment of element <dmRef> Decide on the use of the attribute referredFragment. The project shall state in the business rules when referredFragment will be used and shall list the precautions if it is used.	
5.26.2.1	3.9.5.2.1.9-001	Use of the element <personnel> Decide whether to use the element <personnel>.	
5.26.2.2	3.9.5.2.1.9-002	Use of the element <trade> Decide whether to use the element <trade>.	
5.26.2.3	3.9.5.2.1.9-003	Use of the element <estimatedTime> Decide whether to use the element <estimatedTime>.	
5.27.2.1	3.9.5.2.1.10-001	Types of quantity data Decide which types of quantity data to use and in what contexts and whether to extend the list of types.	
5.27.2.2	3.9.5.2.1.10-002	Level of implementation of quantity data Decide whether to use quantity data markup and to what extent it is used.	
5.27.2.3	3.9.5.2.1.10-003	Use of unit of measure If using the value and tolerance decomposition, decide at which level of the markup that the unit of measure is to be applied.	
5.27.2.4	3.9.5.2.1.10-004	Types of unit of measure If using the value and tolerance decomposition, decide which unit of measure types to allow and whether to extend the list of types.	
5.30.2.1	3.9.5.2.2-001	Granularity Decide on the granularity of descriptive data modules.	
5.32.2.1	3.9.5.2.4-001	Correlated fault concept Decide whether and how to use the correlated fault concept.	
5.33.2.1	3.9.5.2.5-001	Task groupings Decide which tasks belong to which groups.	
5.33.2.2	3.9.5.2.5-002	Task sequence Decide how to sequence the tasks.	
5.34.2.1	3.9.5.2.6-001	Use of the reference information branch Decide whether to use the element <crewRefCard>.	
5.38.2.1	3.9.5.2.10-001	Level of context filtering Decide the level at which to apply applicability for context filtering purposes.	

MIL-STD-3048 (USAF)

APPENDIX A

Para No.	PD No.	PD Description	Decision
5.38.2.2	3.9.5.2.10-002	Model structure or expression Decide whether to use the applicability model structure for configuration items and applicability expressions for dynamic variables only, or use the applicability expressions for both configuration items and dynamic variables.	
5.38.2.3	3.9.5.2.10-003	Method of tagging variables Decide on the method of tagging the variables being passed using element <code><receiveByName></code> or element <code><receiveByPosition></code> when more than one person, company, or program will be creating an external application call to the same application.	
5.38.2.4	3.9.5.2.10-004	Dialogs associated with variables Decide whether to provide dialogs for variables in the variable declaration markup or author explicit dialogs whenever a variable in an expression might not have a value.	
5.38.2.5	3.9.5.2.10-005	Menu or user entry dialogs Decide when to use menu or user entry type dialogs.	
5.38.2.6	3.9.5.2.10-006	Dialog defaults Decide whether or not to use default choices in menus and/or default values in <code>userEntry</code> dialogs.	
5.38.2.7	3.9.5.2.10-007	Use of alternatives Decide whether to use the element <code><proceduralStepAlt></code> .	
5.38.2.8	3.9.5.2.10-008	Use of loops Decide where and when to use the loop construct.	
5.38.2.9	3.9.5.2.10-009	Optional or mandatory entries in dialogs Decide which entries in the dialog require responses and which entries have optional responses.	
5.38.2.10	3.9.5.2.10-010	Attribute userEntry validates error messages Decide whether error messages are generated by the validation condition, or author entered messages.	
5.38.2.11	3.9.5.2.10-011	Variable naming and typing Decide on the naming scheme for variables and typing.	
5.39.2.1	3.9.5.2.11-001	TIR during production Decide whether to use the TIR as a mechanism for data exchange during production.	
5.40.2.1	3.9.5.2.12-001	Use of container data module concept Decide whether to use the container data module concept.	

MIL-STD-3048 (USAF)

APPENDIX A

Para No.	PD No.	PD Description	Decision
5.41.2.1	3.9.5.2.13-001	Use of the learning schema Decide whether to use the learning schema.	
5.42.2.1	3.9.5.3-001	Use of applicability Throughout all aspects of the implementation of S1000D, decide whether, when, and how to implement applicability.	
5.42.2.2	3.9.5.3-002	Population or generation of the element <displayText> If using the human readable branch of applicability, decide whether the element <displayText> is populated by the technical author or generated from the computable branch or some other source.	
5.42.2.3	3.9.5.3-003	Use of the attribute applicDisplayClass If using the computable applicability annotation branch, decide whether to use the attribute applicDisplayClass. If the attribute applicDisplayClass is used, the allowable values and desired format for each value shall be documented in the project business rules.	
5.42.2.4	3.9.5.3-004	Use of textual applicability annotations If using the computable applicability annotation branch, decide if textual applicability annotations are allowed in the element <assert> or if every element <assert> should reference a declared product attribute or condition.	
5.42.2.5	3.9.5.3-005	Consistent population Decide on the population of the elements and attributes of applicability and shall then enforce its consistency.	
5.43.2.1	3.9.5.3.1-001	Number of Applicability Cross-reference Tables Decide whether to use one or multiple ACTs.	
5.44.2.1	3.9.5.3.2-001	Use of the Conditions Cross-reference Table If and when applicability is implemented, decide whether to develop and deliver Conditions Cross-reference Table(s) (CCT).	
5.44.2.2	3.9.5.3.2-002	Use of multiple tables If used, decide whether to create one single CCT data module or several CCT data modules divided by some logical criteria.	
5.44.2.3	3.9.5.3.2-003	Use of value patterns Decide whether to further specify the allowable values for a condition type using the attribute valuePattern in addition to the mandatory element <enumeration>.	

MIL-STD-3048 (USAF)

APPENDIX A

Para No.	PD No.	PD Description	Decision
5.44.2.4	3.9.5.3.2-004	Method of defining multiple values or ranges Decide whether to use a single element <enumeration> containing the entire set or to use multiple elements <enumeration> when each contain only one value or range when defining product attributes, which contain multiple enumeration values or ranges.	
5.45.2.1	3.9.5.3.3-001	Use of the Product Cross-reference Table Decide whether to develop and deliver PCT data modules. If used, decide which product sets are referenced in the PCT.	
5.45.2.2	3.9.5.3.3-002	Product attributes and conditions to include Decide which product attributes and conditions to include in the PCT.	
5.47.2.1	3.9.6.2-001	Use of project-specific values Decide if any project-specific additions of attribute values are needed.	
5.50.2.1	4.3.1-001	Source of the model identification code Decide whether to use the End Item Acronym Code (EIAC) from the logistics database as the source for the value of the model identification code.	
5.50.2.2	4.3.1-002	Including the usable on code Decide whether to include the end item UOC in the model identification code and document the values and reasons for the selected values.	
5.50.2.3	4.3.1-003	Multiple model identification codes Decide whether to use the model identification code to describe systems within the design (e.g., propulsion).	
5.51.2.1	4.3.2-001	Use of the UOC Decide whether to use the UOC as the source for the values for the system difference code.	
5.52.2.1	4.3.3-001	Number of characters in the unit or assembly Decide whether to use two or four characters in the unit or assembly code within the SNS.	
5.54.2.1	4.3.5-001	Source of the disassembly code variant Decide whether to use the Alternate Logistics Control (ALC) number from the logistics database as the source for the value of the disassembly code variant.	
5.57.2.1	4.3.8-001	Item location code value for training data When there is a requirement for developing training data in S1000D, decide whether to use the value "T" for the ILC or use the learn code/learn event code method for identifying training data modules.	

MIL-STD-3048 (USAF)

APPENDIX A

Para No.	PD No.	PD Description	Decision
5.59.2.1	4.5.1-001	Format Decide whether to produce the DMRL using the Data Module List (DML) schema and/or as a spreadsheet.	
5.59.2.2	4.5.1-002	Data restrictions Decide whether and how to use the data restrictions in the status section of a DMRL when using the DML schema.	
5.59.2.3	4.5.1-003	Referencing other DMRLs Decide whether to refer out to other DMRLs or to copy the content of other DMRLs.	
5.59.2.4	4.5.1-004	Referencing comments Decide whether to reference to comments on the DMRL.	
5.59.2.5	4.5.1-005	Deleted data modules and publication modules Decide whether to include deleted data modules in the DMRL.	
5.60.2.1	4.5.2-001	Use of the CSDB status list Decide whether and how to use the CSL.	
5.63.2.1	4.9.1-001	Use of media Decide whether and how to use the element <code><pubMedia></code> .	
5.63.2.2	4.9.1-002	Logo Decide whether and how to use logos in publication modules.	
5.64.2.1	4.9.2-001	Descendant publication numbering Decide which unique identifying scheme to use for the attribute pmVolume for further descendant publication modules, if required.	
5.65.2.1	4.10-001	Narrative text Decide whether to use Simplified Technical English in the narrative content of the project BREX. Refer to ASD-STE100.	
5.67.2.1	4.10.2-001	Notations Decide whether to exclude one or several of the notations (element <code><notationRule></code>). These restrictions are to be included in the BREX data module.	
5.69.2.1	4.14-001	Providing the human readable part of applicability Decide whether to provide the human readable part of applicability or rely on the viewer to build the human readable part.	
5.69.2.2	4.14-002	Level of applicability life cycle Decide to what level to implement the life cycle of applicability.	

MIL-STD-3048 (USAF)

APPENDIX A

Para No.	PD No.	PD Description	Decision
5.69.2.3	4.14-003	Product attribute, conditions naming, and identification scheme Decide on consistent naming and identification scheme for product attributes and conditions if using the Applicability Cross-reference Table (ACT) and Conditions Cross-reference Table (CCT) data modules.	
5.69.2.4	4.14-004	Method of displaying invalid content Decide on the method that content is presented, which is not valid for the current maintenance context.	
5.69.2.5	4.14-005	Number of ACT, CCT and PCT data module instances Decide whether to provide one instance of each data module type or to segregate the project into multiple instances of each data module type and the method for segregation.	
5.70.2.1	4.14.1-001	Use of product attributes versus conditions Decide what types of properties about the Product become product attributes (in the ACT data module) versus conditions (in the CCT data module).	
5.70.2.2	4.14.1-002	Configuration management of product attributes Decide on the extent of configuration management and limits of editing access to the product attributes are required.	
5.71.2.1	4.14.2-001	Use of the pattern Decide whether enumeration provides enough information specifying the allowable values for a condition or whether the pattern is also needed.	
5.71.2.2	4.14.2-002	Configuration management of the conditions Decide on the extent of configuration management and limits of editing access to the product attributes are required.	
5.72.2.1	4.14.3-001	Use of a published or a transient data module Decide whether to publish a static issue of the data module or use the data module as a transient transfer mechanism between an external system and a viewer.	
5.72.2.2	4.14.3-002	Scope of the product instances Decide how many product instances are contained in a data module.	
5.72.2.3	4.14.3-003	Configuration management of the product instances Decide how to configuration manage the list of product instances and associated values for product attributes and conditions.	

MIL-STD-3048 (USAF)

APPENDIX A

Para No.	PD No.	PD Description	Decision
5.87.2.1	5.2.1.20-001	Published or unpublished documents Decide whether to include published or unpublished documents.	
5.87.2.2	5.2.1.20-002	Manufacturer part number Decide whether to include the manufacturer part number.	
5.107.2.1	6.3.1-001	Main menu bar Decide whether the main menu bar will contain additional project functions appearing to the right of the nine mandatory functions.	
5.107.2.2	6.3.1-002	Additional information bar Decide whether the inner shell will contain an additional information bar.	
5.107.2.3	6.3.1-003	Additional table of contents items Decide whether to use additional items in the TOC.	
5.107.2.4	6.3.1-004	Main menu bar functions Decide whether the main menu bar functions are presented as text, graphics, or both. If implemented, then the icons shown in figure 1, which can be found at https://www.logsa.army.mil/mil40051/tmsspecs.cfm , are mandatory.	
5.107.2.5	6.3.1-005	Printing classified data Decide whether to allow printing classified data. If not allowed, the print function shall be disabled.	
5.107.2.6	6.3.1-006	Help display Decide whether Help is displayed as a dialog.	
5.107.2.7	6.3.1-007	Dialog display Decide whether dialogs will be displayed as pop-up or inline.	
5.107.2.8	6.3.1-008	Background colors Decide whether to change the background colors of alternate rows in tables to aid readability.	
5.107.2.9	6.3.1-009	Table display Decide whether tables appear in a separate window for clear and proper display.	
5.107.2.10	6.3.1-010	Presentation of references Decide whether the data module codes for referenced data modules will be presented inline as part of the references (e.g., See Radio XYZ - Safety summary [DMC-RADIOXYZ-001-001-23-4750-01000-012J-A]), as mouse-over tool tips, or not at all.	
5.107.2.11	6.3.1-011	Acknowledgement of alerts Decide whether acknowledgement of alerts will be required.	

MIL-STD-3048 (USAF)

APPENDIX A

Para No.	PD No.	PD Description	Decision
5.107.2.12	6.3.1-012	Pop-up windows Decide on one of two methods for displaying pop-ups and use that method consistently throughout the IETP: replacing the current window (i.e., inline), or in a separate window on top of the current window (i.e., pop-up).	
5.107.2.13	6.3.1-013	Tool tips Decide on the use of tool tips. If required, hovering over an area of a graphic tool tips can provide some means of descriptive data. Tool tip pop-ups shall not interfere with the ability of a user to access any area of the graphic (including access to another tool tip).	
5.107.2.14	6.3.1-014	Illustration display Decide whether to display illustrations in-line or within the inner shell main content area in a pane separate from the text content.	
5.108.2.1	6.4.2-001	Project specific functionality Decide which of the remaining functionalities to select as requirements during the acquisition activity.	
5.113.2.1	7.4.1.1-001	Autogeneration of CSDB objects Decide which CSDB objects to autogenerate.	
5.114.2.1	7.4.3-001	Inclusion of legacy data Decide on the method for including legacy data at all levels, including, but not limited to, the project, all TOs, individual manuals, individual sections or work packages.	

MIL-STD-3048 (USAF)

INDEX

A

Abbreviated functional checks.....	106
Abnormal flight characteristics.....	137
Abort procedures.....	176, 182, 184
Acceleration limitations.....	136
Acceptance of stored items from storage before use.....	78–79
Access and inspection openings.....	117
Acknowledgement of alerts.....	201
Acquiring Activity.....	8
Acquisition requirements.....	206
Acronyms and abbreviations.....	200
Acronyms used in this standard.....	4
Action taken codes.....	150
Activity coordination procedures.....	142, 147
Additional Authorization List (AAL) items.....	8
Additional information bar.....	201
Additional sections as approved by acquiring activity.....	138
Additional table of contents items.....	201
Adjust.....	8
After landing.....	133
After takeoff climb.....	132
Afterlanding procedures.....	170, 183
Aim off-distance.....	161
Aim off-distance chart.....	163
Air conditioning system.....	129
Air data computer.....	129
Air refueling procedures.....	138
Air turbine motor/ram.....	127
Air-drop procedures.....	104
Aircraft Battle Damage Assessment and Repair production.....	34
Aircraft Configuration.....	102
Aircraft description and general arrangement.....	92
Aircraft general.....	126
Aircraft handling.....	118
Aircraft handling, launch, and recovery.....	118
Aircraft jacking.....	119
Aircraft preflight procedures.....	176, 184, 186–187
Aircraft preparation.....	92, 94, 96, 98–100
Aircraft servicing/tank installation/munitions loading.....	94, 99
Aircraft weapon release systems and controls.....	153
Aircraft weights table.....	162
Aircrew malfunction analysis and corrective actions.....	168
Aircrew malfunction analysis procedures.....	183
Aircrew nuclear bomb delivery checklists (Tactical aircraft).....	184
Aircrew nuclear bomb delivery manual (Tactical aircraft).....	174
Aircrew nuclear missile delivery manual (Strategic bomber aircraft).....	169
Aircrew-oriented functional descriptive data for air-to-surface nonnuclear munitions.....	157
Aircrew-oriented functional descriptive data for fuzes used in nonnuclear munitions.....	157
Aircrew-oriented physical descriptive data for air-to-surface nonnuclear munitions.....	157
Aircrew-oriented physical descriptive data for fuzes used in nonnuclear munitions.....	157
Airframe cleaning and finishing.....	114

MIL-STD-3048 (USAF)

Airframe sealing.....	114
Airspeed and altimeter position error chart.....	156
Airspeed and Mach limitations.....	136
Airspeed conversion.....	160
Airspeed conversion chart.....	163
Alarm response.....	141, 146
Alert monitoring.....	148
Alert procedures.....	133
Align.....	8
All required procedures except, malfunction analysis.....	176
Alphabetical index.....	172
Alphabetical Index.....	138, 156, 164, 166, 174, 178, 180
Alphanumeric lists.....	108
Alternate release procedures.....	185
Alternate use of the Disassembly Code.....	39
Altimeter lag.....	161
Altimeter position error table.....	161
Altitude conversion.....	160
Altitude conversion chart.....	163
Altitude lag chart.....	163
Altitude loss during ripple release.....	161
Altitude loss during ripple release table.....	163
American National Standards Institute (ANSI).....	8
Angle of attack charts.....	155
Annotation function icons.....	194
Appendices (if required).....	140
Applicability.....	16
Applicability statements.....	36
Application.....	109
Application of caveats.....	20
Application of first verification.....	20
Application of S1000D.....	1
Application of second verification.....	20
Armament installation.....	118
Armament systems.....	121
Armament/weapons system.....	129
Arrangement.....	72–73, 75, 80, 82, 84–85, 101, 104, 108–111, 114, 116, 125, 139–140, 144–145, 149–151
Arrangement of content.....	71
Arrangement of weapon delivery information.....	152
Assemble, install, and connect.....	73
Assembled item.....	8
Assembly.....	9
Attribute userEntry validates error messages.....	35
Authoring warnings and cautions.....	22
Autogenerating front matter.....	203
Autogeneration of CSDB objects.....	203
Autogeneration of metadata.....	203
Automated systems error analysis.....	155
Automatic approach.....	133
Automatic flight control system.....	128
Auxiliary equipment.....	9, 146
Auxiliary power unit(s) (APU).....	127

MIL-STD-3048 (USAF)**B**

Background colors	201
Ballistic equations	154
Ballistics tables information	160
Barrier limitations	136
Base-level restrictions	113
Basic Issue Items (BII)	9
Basic layout for reduced screen real estate	191
Basis of Issue (BOI)	9
Before landing	133
Before leaving aircraft	133
Before takeoff	132
Before taxiing	132
Bleed air supply system	127
Block diagram	9
Bomb fuzes	95
Bomb involved in fire procedures	185
Bomb involved in ground accident procedures	185
Bomb monitor and control system components - Functional description	166
Bomb preflight procedures	167, 175, 184, 186-187
Bomb safing procedures	176, 185
Bomb suspension and release systems, including alternate and emergency release systems - Functional description	166
Bomb suspension system	178
Bomb type munitions	89
Bookmark icons	193
Brake system	127
BREX reference	43
BREX Reference data module code	24
Browsing display icons	194
Built-in Test Equipment (BITE)	9
Bulk material	9
Business Rules EXchange (BREX)	9
By whom to be accomplished	110

C

Calibrate	9
Calibration performance tables	140
Calibration process	140
Callout	9
Callouts, leader lines, and numbering items	33
Canopies	128
Cargo accommodations and aerial delivery	129
Carrier-borne aircraft	120
Carrier/missile preflight	173
Cartridge installation	96
Catalog Sequence Number (CSN) coding	33
Cautions in separate data modules	22
Center of gravity limitations	136
Change marking for IPD data modules	27
Changeover procedures	142, 147
Changes for paper and page-oriented display	189
Changes to S1000D	18

MIL-STD-3048 (USAF)

Chapter 1 - Basic information - Arrangement	85
Chapter 1 - Foreword	82
Chapter 1 - General	80–81
Chapter 1 - General support information	88
Chapter 1 - Munitions description	89
Chapter 1 - Prepositioning and munitions preparation	93, 97
Chapter 1 - Supplementary information	91
Chapter 1 - Technical manuals lists	111
Chapter 1 - Work unit code - noun - system/subsystem/reference designation index (equipment and SE)..	151
Chapter 1, Space system description	141
Chapter 1, Weapon System Description	145
Chapter 2 - Bombs/weapons loading procedures	86
Chapter 2 - Equipment list	80
Chapter 2 - Maintenance Parts List (MPL)	83
Chapter 2 - Part number to PMC	111
Chapter 2 - Servicing/loading	94, 98
Chapter 2 - Suspension equipment description	89
Chapter 2 - System/subsystem/reference designation index - noun - work unit code (equipment and SE)..	151
Chapter 2 - through Chapter N - Loading procedures (One chapter for each munitions or group of munitions)	92
Chapter 2 and subsequent - Schematic diagrams	81
Chapter 2 through N - Loading operations (one chapter for each weapon or group of weapons)	88
Chapter 2, Space system operating functions	141
Chapter 2, Weapon System Operating Functions	146
Chapter 3 - Guns and gun pods description	90
Chapter 3 - Numerical Index	84
Chapter 3 - Practice bomb loading procedures	87
Chapter 3 - Wire harness and connection lists	80
Chapter 3, Normal operating procedures	142, 147
Chapter 4 - Reference Designation Index and System Subsystem Sub-subsystem Number	84
Chapter 4 - Support Equipment description	90
Chapter 4 and subsequent - Wiring diagrams	81
Chapter 4 Publication modules	81
Chapter 4, Emergency procedures	142, 148
Chapter 5 - Supplementary information	91
Chapter 5, Malfunction Procedures	143, 148
Chapter 6 - Support equipment inspection criteria and illustrated parts breakdown	91
Chapter 6, Operating Limitations	143, 148
Chapter 7, Crew Duties and Responsibilities	143, 148
Chapter N+1 - Supplementary loading information	88
Chapters (one for each crew position)	113
Chart and table description	160
Charts and tables	159, 162
Charts, forms, and tables	179
Checklist (CL-1)	99
Checklist (CL-2)	100
Checklist program	131
Chemical, Biological, Radiological, and Nuclear (CBRN)	9
Circling approaches	133
Classified 3D content	22
Classified multimedia	22
Classifying the CSDB	20
Classifying the publications	20

MIL-STD-3048 (USAF)

Clearance procedures	171
Climb	132
Cluster bomb release envelope tables	161
Cockpit access	120
Coded Switch System (CSS) enabling procedures	170, 182
Coding	144, 149
Cold weather, hot weather, and desert/tropical operation	137
Color and font sizes	196
Command disable procedures	183
Commenting method	41
Commercial and Government Entity (CAGE) Code (CAGEC)	9
Communications	145
Communications and avionics systems	129
Communications equipment procedures	142, 147
Communications system	171
Complete repair	9
Complex or launch control facilities entry, and exit procedures	147
Complex status and verification/launch control facility inspections and system test procedures	147
Component	9
Components of End Item (COEI)	9
Comprehensibility	9
Computer Graphics Metafile (CGM)	9
Computer Program Identification Number	72
Configuration management of product attributes	69
Configuration management of the conditions	69
Configuration management of the product instances	69
Consistent population	36
Content of steps	30
Content of the List of Effective Pages	23
Continuous Acquisition Life-cycle Support (CALs)	9
Control surface rebalancing	115
Controls	153
Conversion tables	156
Conversion values	154
Conversion values chart information	164
Coordinating learning plans	35
Corrective action procedures	183
Correlated fault concept	31
Correlated faults	74
Corrosion Prevention and Control (CPC)	10
Countdown hold limitations	148
Countdown hold restrictions	143
Crash handling and shipping	115
Crash landing procedures	186
Crew member types	32
Criteria for application of values for first verification	21
Critical Safety Item (CSI)	10
Cross-servicing equipment list	119
Cruise	132
Cursory inspection	94, 98
CWDS	177

MIL-STD-3048 (USAF)

D

Damage assessment	105
Damage evaluation.....	115
Danger areas.....	131
Data Dispatch Note schema.....	41
Data module codes.....	24
Data module coding	71, 84, 101, 111, 121–122
Data module coding definitions	75
Data module coding strategy	25
Data module title.....	188
Data restrictions	23, 41, 43
De-icing.....	120
Defined file formats.....	203
Defining crew/operator skill levels	25
Defining maintenance skill levels	25
Definitions for C-E and legacy information sets.....	19
Definitions of changes and revisions	27
Definitions of security terms.....	20
Degradation.....	10
Degree of application of QA.....	21
Delayed flight or alert	96, 101
Deleted content	27
Deleted data modules and publication modules.....	41
Department of Defense (DoD).....	10
Department of Defense Ammunition Code (DODAC)	10
Departures	137
Depot-level maintenance	10
Descendant publication numbering.....	67
Descent.....	132
Descent procedures	167, 182
Description.....	117
Description of Aircraft Features	102
Description of charts and tables.....	155
Description of the aircraft	114
Description of the ground station/sensor	141
Description of the missile	145
Description of the satellite	141
Descriptions	72
Descriptive data for air-to-air missiles.....	157
Determine best zoning (granularity) methodology	20
Development and sustainment of project business rules	18
Dialog boxes	196
Dialog defaults	35
Dialog display	201
Dialogs associated with variables	35
Dimensions and weight data	117
Disassemble	10
Disassembly code usage	71
Disconnect, remove, and disassemble	73
Displaying footnotes	191
Displaying procedural steps.....	197
Displaying table titles	197
Dive angle versus distance.....	161

MIL-STD-3048 (USAF)

Dive angle versus distance chart.....	163
Dive recovery.....	161
Dive recovery characteristics.....	137
Dive recovery chart.....	156, 163
Document instance.....	10
Documentation of SNS.....	39
Documentation of SNS and technical names.....	39
Documenting SNS selection.....	39
Doors.....	128
Draft delivery of unverified data modules.....	21
Drag chute limits.....	136
Drag chutes and arresting equipment.....	128

E

Ejection procedures.....	185
Electrical power.....	145
Electrical power supply system.....	127
Electronic Countermeasures (ECM).....	10
Electrostatic Discharge (ESD).....	10
Electrostatic Discharge Sensitive (ESDS) parts.....	33, 83
Element depth and titles.....	189
Elements for MPL data.....	33
Embedded.....	10
Emergency access and crew evacuation.....	120
Emergency aircrew procedures.....	180
Emergency aircrew procedures (bomb).....	183
Emergency aircrew procedures (missile).....	183
Emergency aircrew procedures and abnormal operations procedures.....	185
Emergency bomb release procedures.....	183
Emergency crash handling.....	121
Emergency crew.....	135
Emergency equipment.....	129
Emergency in-flight notification procedures.....	171
Emergency operation procedures.....	168
Emergency procedures.....	92–93, 97–98, 103
Emergency procedures checklists.....	144, 149
Emergency release procedures.....	154, 180
Emphasis.....	29
End Item Acronym Code (EIAC).....	10
End of Runway (EOR) procedures checklists (CL-00).....	100
Engine.....	126
Engine fire extinguisher system.....	127
Engine ground operation.....	132
Engine limitations.....	135
Engine operation.....	137
Engine overheat and fire detection system.....	127
Engine run-up.....	132
Engine shutdown.....	133
Engine starting.....	120
Engineering and related terms and abbreviations.....	21
Engineering numbers and revision status.....	22
Engines.....	108
Enterprise names and codes.....	24

MIL-STD-3048 (USAF)

Environmental control	145
Environmental restrictions	143, 148
Equipment	31
Equipment nomenclature	11
Equipment requirements	139
Error analysis	154, 159
Essential	11
Evacuation.....	11, 166, 177
Examinations, tests, and checks.....	73
Exchange of draft data modules within the project	25
Expendability, Recoverability, Reparability Category.....	10
Expendable items.....	11
Explanation of columns	209
Explanation of the standard numbering system and Higher Level Designations (HLD)	80-81
Extended Storage	78
Extensible Markup Language (XML).....	11
Extensible Style sheet Language (XSL)	11
External air conditioning.....	119
External electric power	119
External hydraulic/pneumatic power	119
External publication references for new projects.....	28

F

Fault code reference index	75
Fault impacts.....	74
Fault indexes	74
Fault isolation data module coding.....	74
Fault log book reports.....	75
Fault master index.....	75
Fault reporting - Detected faults	74
Fault reporting - Isolated faults.....	74
Fault reporting - Observed faults	74
Fault symptom index	74
Fault system/subsystem index	75
Ferry mission procedures.....	182
Ferry procedures	87, 176
Figures	33
Filtering.....	16
Final aircraft preparation.....	94, 99
Final cockpit preparation	94, 99
Final delivery of unverified data modules	20
Finding part numbers, illustration, description.....	82
Fire fighting.....	120
Firefighting.....	165, 177
Firefighting criteria	154, 180
Fixed range mark nautical miles (nmi) ground range in feet (ft) conversion table	163
Flight characteristics	132
Flight control system	137
Flight control systems	128
Flight instruments	128
Flight line servicing	121
Flight maneuvering limitations	136
Flight planning	131

MIL-STD-3048 (USAF)

Flight with asymmetric loads.....	137
Flow diagrams.....	142, 146
Flow/sequence charts.....	113
Flying safety.....	138
Folding procedures.....	120
Follow-on maintenance.....	11
Footer.....	11
Footnote links within text.....	29
Footnotes.....	29
Foreword.....	104, 117
Format.....	41
Forms.....	156
Fragment deconfliction.....	158
Frequency of updates.....	20
Front matter.....	82, 111, 113, 117
Front matter content.....	125
Fuel supply system.....	127
Fuel tank sealing.....	116
Function.....	117
Functional check manual.....	112
Functional check procedures checklists (CL-1).....	100
Functional checks.....	92, 100
Functional description of operating procedures.....	142, 146
Functional description of the nuclear bomb.....	164
Functional diagram.....	11
Functional explanation of normal, emergency and malfunction procedures.....	146
Functional explanation of normal, emergency, and malfunction procedures.....	141
Functional Group Code (FGC).....	11
Functionality matrix.....	11
Fuze and sensor.....	96
Fuze arming time charts.....	155
Fuze compatibility table.....	160
Fuzes.....	89

G

General.....	1, 4, 17, 87–88, 92, 138
General description.....	95, 105
General descriptions of observed faults.....	74
General discussion of missiles, type, and classification.....	157
General emergency procedures.....	134
General fault assessment tables.....	75
General information.....	117
General Instructions.....	76
General procedures.....	92, 99–101
General purpose model identification code value.....	39
General repair.....	116
General safety requirements.....	92–93, 97
General shop practices.....	115
Glossary.....	122, 138, 143, 149, 166, 168, 172, 174, 177, 179
Go around/missed approach.....	133
Government documents.....	1
Grammar and writing.....	21
Granularity.....	30

MIL-STD-3048 (USAF)

Graphic navigation icons	195
Graphic(s)	11
Graphics in data modules	29
Ground alert procedures	176, 184
Ground marshaling	120
Ground operation emergency procedures	134
Ground safing procedures	167, 182
Ground steering system	127
Guidance performance	172
Gun loading	98
Gun pods	90
Gun unloading	94
Guns	90

H

Hard-time scheduled maintenance	11
Hardness Critical Item (HCI)	11
Hardness Critical Items (HCI)	33
Hardness Critical Process (HCP)	11
Hardware breakdown	11
Harmonization	154
Hazardous Air Pollutants- (HAP-) free	11
Hazardous materials icons	191
Header	12
Heading	109
Helicopters operating from ships	121
Help display	201
Help information	191
Holding instrument approaches	133
Hot refueling	133
Hovering limitations	136
How malfunctioned codes (alphabetic sequence)	150
How malfunctioned codes (numeric sequence)	150
How to find the applicable schematic diagram	81
How to find the applicable wiring diagram	80
How to use the connection list	80-81
How to use the schematic lists	81
How to use the wire lists	80
How work is accomplished	110
Human readable display text	36
Hydraulic power supply system	127
Hyperlinks	197

I

ICN structure	41
Icon	12
Identification access points	20
Identification and description	139
IETM font and background colors	191
IETM inner shell contents	190
IETM main menu bar contents	190
IETM reset area	190
IETM subtitle bar contents	190

MIL-STD-3048 (USAF)

IETM table of contents	190
IETM title bar contents	190
Illustrated Parts Data (IPD).....	16
Illustration	12
Illustration display	201
Immediately prior to launch.....	94, 96, 99, 101
Impact spacing	161
Impact spacing tables.....	163
Impulse cartridges, chaff, flares and photoflash.....	89
In-flight emergencies	134
In-flight procedures.....	154, 167, 170, 176, 179–182, 184, 186–187
In-flight safety.....	165, 177
In-service use criteria.....	115
Including the usable on code.....	39
Inclusion of front matter	71
Inclusion of legacy data.....	203
Inclusion of the attribute cautionType	22
Inclusion of the attribute noteType	22
Inclusion of the attribute warningType	22
Index	122
Index number/Item number.....	12
Indicating changed content for on-screen display	192
Indicating changes and insertions to the on-screen display of sheets in multisheet figures, illustrations, and graphics.....	192
Indicating changes or insertions to on-screen display of multimedia and their titles.....	192
Indicating changes or insertions to on-screen display of tables and their titles.....	192
Indicating changes or insertions to the on-screen display of single sheet figures, illustrations and graphics..	192
Indicating inserted content for on-screen display	192
Information code use with schemas.....	206
Information code variant values.....	40
Information code variants	206
Information codes	24, 206
Information codes and information names	40
Information common to product frame and engine	105
Information names	206
Information set.....	16
Information sets	19
Information specific for the engine.....	105
Information specific for the product frame	105
Inline presentation of titles of non-S1000D publications	189
Inserting or deleting a sheet into a figure, illustration, or graphic	27
Inserting or deleting figures, illustrations, or graphics	26
Inspect.....	12
Inspection	120
Inspection and treatment during storage.....	77–78
Inspection definitions.....	31, 112
Inspection requirements	113
Install	12
Institute of Electrical and Electronics Engineers (IEEE).....	12
Instrument markings	135
Integrated combat turnaround procedures checklists.....	97
Integrated combat turnaround procedures manual.....	93
Intended use	206, 209
Interactive Electronic Technical Manual (IETM).....	12

MIL-STD-3048 (USAF)

Interactive Electronic Technical Publication (IETP)	16
Interchangeability	12
Interchangeability data	107
Intercontinental ballistic missile systems - Checklists	149
Intercontinental ballistic missile systems - Classified manual	149
Intercontinental ballistic missile systems - Operation manual	144
Interior arrangement of compartments	118
Interior inspection procedures	167, 181
International Organization for Standardization (ISO)	12
Introduction	71-73, 75, 105, 108, 114, 131, 134
Introduction - weight checklists	84
Issue date	41
Item location code value for training data	40

J

Jettison procedures	185
Joint Service business rules	1
Joint Service business rules numbering	1
Joint test until launch systems	171

L

Landing	133
Landing emergencies	134
Landing gear system	127
Landing limitations	136
Landing procedures	167, 182
Language	24, 111
Launch	119
Launch facilities	145
Launch procedures	176, 179, 184, 186-187
Launchers and dispensers	90
Leading particulars	117
Legacy data conversion projects	17
Legend	12
Level of applicability life cycle	69
Level of context filtering	34
Level of implementation of quantity data	30
Life cycle management	27
Life data of the items in storage	77, 79
Lighting systems	129
Limited repair	12
Limits on battery life	148
Limits on range and azimuth	143
Limits on start of countdown or launch	148
Line up	132
Linear Interactive Electronic Technical Publication (IETP)	12
Linking from the procedure text to required spares	29
Linking from the procedure text to required support equipment	29
Linking IPD information to graphics	33
Linking to list items	28
Linking to schematics	34
Linking to wiring data	34
Links	200

MIL-STD-3048 (USAF)

Links from the change record pages	23
List of Applicable Publications (LOAP).....	12
List of CAGE codes	26
List of consumables	109
List of effective data modules content.....	23
List of tables for IETM.....	190
Listed parts.....	33
Listing of similar assemblies	83
Load crew briefing.....	97
Load Planning	102
Loading	96, 103
Loading data.....	84-85
Loading data control	85
Loading data PM title	85
Loading procedures.....	87-88, 93, 97, 100
Loading procedures checklists.....	97
Locally manufactured equipment	122
Locating and identifying bomb monitor and control system components.....	166
Locating and identifying bomb suspension and release systems, including alternate and emergency release systems.....	166
Location and identification of bomb components of direct interest to the aircrew	164
Location of parts.....	75
Location of the navigation panel.....	190, 193
Location of the reset area.....	193
Logistics Management Information (LMI).....	12
Logo	24, 43
Lubrication requirements.....	113

M

Main menu bar	201
Main menu bar functions	201
Maintenance level.....	12
Maintenance Parts List content and format	33
Maintenance task	12
Malfunction analysis operation.....	172
Malfunction analysis procedures.....	176, 185
Malfunction index.....	75
Manual command disable procedures.....	186
Manual mode selection procedures.....	185
Manufacturer part number	111
Manufacturers list.....	83
Marking changes to content within elements.....	26
Marking changes to elements.....	26
Marking changes to figures, illustrations, and graphics.....	26
Marking changes to multimedia.....	27
Marking changes to multiple sheets.....	26
Marking changes to tables	27
Markup method for common information	30
Master Data File (MDF).....	13
Materials	106
Maximum bomb fragment travel	158
Mean Time Between Corrective Maintenance (MTBCM).....	13
Mean Time Between Failures (MTBF).....	13

MIL-STD-3048 (USAF)

Mean Time to Repair (MTTR).....	13
Menu or user entry dialogs.....	35
Message index.....	75
Method of defining multiple values or ranges.....	37
Method of displaying invalid content.....	69
Method of tagging variables.....	34
Methods for zoning.....	20
Methods of grounding/earthing.....	119
Microcomputer weapons delivery software.....	159
Military and associated terms and abbreviations.....	21
Minimum cross-reference.....	27
Minimum release altitude for fuze arming.....	158, 161
Minimum release altitude for fuze arming charts.....	163
Miscellaneous emergencies.....	134
Miscellaneous emergency equipment.....	134
Miscellaneous equipment.....	129
Missile flight software.....	173
Missile hardware.....	173
Missile jettison procedures.....	184
Missile launch.....	173
Missile performance.....	174
Missile post launch.....	173
Missiles, rockets, and ammunition.....	89
Mission description.....	153
Mission equipment.....	129
Mission identification.....	105
Mission planning.....	159, 177
Mission planning example.....	162
Mission planning form.....	162
Mission planning form use.....	159
Mission planning system.....	173
Mission procedures.....	170, 182
Model identification code for general purpose data modules.....	39
Model identifiers in information names.....	206
Model structure or expression.....	34
Model(s) covered.....	82
Modification Work Card (MWC).....	13
Modified Table of Organization and Equipment (MTOE).....	13
Module.....	13
Mouse-over.....	13
Movement of stored items to another location.....	77, 79
Multimedia technologies and environment.....	21
Multiple model identification codes.....	39
Multisheet illustration numbering.....	189
Munitions.....	89
Munitions description.....	95
Munitions preparation.....	94, 96, 98
Munitions/tanks loading.....	98
Munitions/tanks unloading.....	94
N	
Narrative text.....	68
National Item Identification Number (NIIN).....	13

MIL-STD-3048 (USAF)

NATO stage B cross-servicing checklists	99
Navigation panel - Cascading menus.....	193
Navigation panel - Custom IETM functions.....	193
Navigation panel - IETM Busy.....	193
Navigation panel - Main menu bar	193
Navigation panel - Print icon	193
Navigation panel - Security markings.....	193
Navigation panel - Subtitle bar	193
Navigation system.....	129
Navigational data.....	174
Next Higher Assembly (NHA).....	13
No stores loaded procedures	187
Nomenclature	13, 43
Non-Destructive Testing Inspection (NDTI).....	13
Non-government publications.....	3
Nonlinear Interactive Electronic Technical Publication (IETP).....	13
Nonnuclear munitions basic information manual (standard volume).....	88
Nonnuclear munitions loading procedures manual.....	91
Nonnuclear munitions loading standard data packages	95
Nonnuclear training weapons and equipment.....	153
Nonnuclear weapon delivery checklists.....	180
Nonnuclear weapon delivery manual.....	152
Nonnuclear weapon delivery source data package	180
Nonnuclear weapon fuzes	153
Nonnuclear weapons (combat)	153
Nonstrike procedures	181
Normal aircrew procedures.....	180, 184
Normal aircrew procedures (bomb).....	181
Normal aircrew procedures (missile).....	182
Normal flight characteristics	137
Normal in-flight notification procedures.....	171
Notations	68
Notes in separate data modules.....	22
Notification of changes	200
NSN Optional attributes.....	32
Nuclear bomb deliveries	175
Nuclear bomb description	175
Nuclear bomb monitor, control, and release	175
Nuclear bomb safe jettison procedures	183
Nuclear bomb suspension system.....	175
Nuclear delivery training mission planning procedures.....	179
Nuclear effects data.....	175
Nuclear hardness.....	83
Nuclear practice bomb deliveries.....	178
Nuclear practice bomb descriptions.....	178
Nuclear weapon delivery checklists (Strategic bomber aircraft).....	181
Nuclear weapon delivery manual (Strategic bomber aircraft).....	164
Nuclear weapons basic information and loading procedures manual (fighter aircraft) - Arrangement.....	85
Nuclear weapons loading procedures manual (bomber aircraft)	88
Number of ACT, CCT and PCT data module instances	69
Number of Applicability Cross-reference Tables	37
Number of characters in the unit or assembly	39

MIL-STD-3048 (USAF)**O**

Obtaining a product value.....	36
Offloading	103
Oil Analysis Program (OAP).....	13
Oil supply system.....	127
On-condition maintenance.....	13
On/offloading checklists	103
Openings that must be sealed from rain and dust.....	78
Operating practices	147
Operation.....	72
Operational test launch procedures.....	171
Operational test launch system	171
Operator maintenance	13
Optional or mandatory entries in dialogs.....	35
Order of precedence.....	4
Organization of the technical content.....	1
Organization responsible for printing	188
Other Government documents, drawings, and publications	2
Other limitations	136
Other supplementary information (as required).....	91
Overhaul.....	13
Overhaul Inspection Procedure (OIP) (aircraft)	14
Oxygen systems	129

P

Page-based font.....	188
Page-formatted (or page-oriented) publication.....	17
Paragraph significant data	29
Part Number (P/N).....	14
Parts in kits or quick-change units.....	83
Parts standardization	83
Passenger briefing	131
Peculiar and special mission equipment wiring.....	108
Performance data (when specified).....	138
Permissive action disable procedures	183
Personnel accommodations.....	129
Phased Maintenance Inspection (PMI) (aircraft).....	14
Picketing and deck securing.....	119
Pictorial	14
Pilot-to-ground electronic communication	119
Pitot static system	128
Planning procedures.....	179
Pneumatic power supply system.....	127
Pop-up attack planning	162
Pop-up planning chart information.....	164
Pop-up planning chart use.....	162
Pop-up planning worksheet.....	162
Pop-up windows	201
Population of the element <service>	32
Population or generation of the element <displayText>	36
Post mission activities.....	146
Post-flight.....	133
Post-flight procedures	154, 180

MIL-STD-3048 (USAF)

Post-launch shutdown procedures.....	148
Post-mission activities	141
Power restrictions.....	143
Practice bomb monitor and control.....	178
Practice bomb release	178
Practice bombing using Bomb Dummy Units (BDUs) procedures.....	186
Practice bombing using dispensers procedures.....	186
Practice bombs and practice bomb simulators - Identification and functional description.....	168
Practice normal aircrew procedures.....	186
Pre takeoff procedures	170
Preflight check	131
Preflight procedures	153, 167, 170, 179–182
Prelanding procedures.....	170, 183
Preliminary operations	139
Preliminary technical manuals.....	23
Preparation and Securing.....	78
Preparation and securing information.....	76
Preparation for mission.....	141, 146
Preparation for transport.....	76, 78
Preparation of digital data for electronic delivery	17
Preparation of figures, illustrations, and graphics.....	21
Preparation of stored items for use after storage	77, 79
Preparation of stored items for use after transport.....	77, 79
Prepositioning inspection.....	93, 98
Presentation for page-oriented publications.....	188
Presentation for security classification markings for paper.....	188
Presentation of "End of data module".....	188
Presentation of cross-references	28
Presentation of ICN.....	40
Presentation of inwork markings	188
Presentation of references	201
Presentation of the data module code	188
Presentation of the data module issue date	188
Presentation of the page number.....	188
Presentation of titles in reference tables	189
Presenting changes.....	200
Presenting footnotes.....	189
Presenting illustrations.....	200
Preservation.....	76, 78
Preshop analysis.....	14
Pressure testing	115
Pretakeoff procedures	167, 181–182
Preunloading	96
Preventive maintenance (scheduled maintenance)	14
Preventive Maintenance Checklist (PMC).....	14
Preventive maintenance daily (aircraft).....	14
Preventive maintenance services inspection (aircraft).....	14
Primary filter	37
Printed output from an IETP.....	201
Printing classified data	201
Printing warnings, cautions, and notes	188
Priority of project's business rules.....	18
Procedural steps related to figures, illustrations, and graphics.....	30
Procedures covering strike, nonstrike, restrike, abort, and ferry missions for all bombs.....	168

MIL-STD-3048 (USAF)

Procedures to keep the stored items serviceable in storage	77, 79
Procedures to load vehicle into another	76, 78
Procedures to put the items to be stored into containers.....	76, 78
Procedures to remove the stored items from containers	77, 79
Procedures to unload vehicle from another	77, 79
Process data module variable mapping.....	36
Process to bring the system to operational capability.....	141, 146
Product	17
Product attribute, conditions naming, and identification scheme	69
Product attributes and conditions to include.....	37
Product identifier type.....	36
Project BREX data module code	68
Project BREX Reference data module code	68
Project business rules.....	17
Project decision numbering.....	1
Project decision points	17
Project decisions	18–23, 25–41, 43, 67–69, 71–73, 75, 79, 82, 84–85, 101, 104, 108–111, 114, 116, 122, 124, 138, 140, 143–144, 149–151, 187–189, 201–203, 205–206
Project specific functionality.....	201
Propeller limitations.....	135
Proponent	14
Providing the human readable part of applicability.....	69
Publication	17
Publication module arrangements.....	42
Publication Module Codes for MIL-DTL-83495 arrangements.....	43
Publication Module Codes for MIL-DTL-87929 arrangements.....	45
Publication Module Coding for Acceptance and Functional Check Flight Manual arrangement.....	57
Publication Module Coding for Aircraft Battle Damage Assessment and Repair Manual arrangement.....	57
Publication Module Coding for Aircraft Cross-Servicing Guides arrangement.....	59
Publication Module Coding for Aircraft Engine Testing and Trending Procedures Special Manuals.....	48
Publication Module Coding for Aircraft Power Package (Engine Installation Hardware Configuration) Testing Procedures Special Manuals	48
Publication Module Coding for Aircraft Structural Integrity Program (ASIP) Special Manuals.....	49
Publication Module Coding for Aircrew Information Manual arrangement	59
Publication Module Coding for Aircrew Nuclear Bomb Delivery Checklist Manual (Tactical Aircraft).....	67
Publication Module Coding for Aircrew Nuclear Bomb Delivery Manual (Tactical Aircraft).....	66
Publication Module Coding for Aircrew Nuclear Missile Delivery Manual (Strategic Bomber Aircraft)	65
Publication Module Coding for ATE Operator Test Procedures Special Manuals	49
Publication Module Coding for Cargo Loading Manual arrangement	56
Publication Module Coding for Checklists.....	51
Publication Module Coding for Combined Manuals	45
Publication Module Coding for Fault Isolation Manuals	44
Publication Module Coding for Fault Reporting Manuals	44
Publication Module Coding for General Equipment Manuals	43
Publication Module Coding for General Systems Manuals.....	44
Publication Module Coding for ICBM Systems - Checklists Manual.....	62
Publication Module Coding for ICBM Systems - Classified Manuals.....	62
Publication Module Coding for Illustrated Parts Work Packages	47
Publication Module Coding for Inspection Work Packages	46
Publication Module Coding for Installation-Engineering Facility (Ground C-E Equipment) Special Manuals..	51
Publication Module Coding for Integrated Combat Turnaround Procedures Checklists Manual	55
Publication Module Coding for Integrated Combat Turnaround Procedures Manual.....	54
Publication Module Coding for Integrated Loading Procedures Checklists Manual	55

MIL-STD-3048 (USAF)

Publication Module Coding for Intercontinental Ballistic Missile (ICBM) Systems - Operational Manuals...	61
Publication Module Coding for Job Guide Manuals	44
Publication Module Coding for List of Applicable Publications arrangement.....	57
Publication Module Coding for Loading Procedures Checklists Manual	54
Publication Module Coding for Maintenance Work Packages	46
Publication Module Coding for NATO Stage B Cross-Servicing Manual	55
Publication Module Coding for Non-Destructive Inspection (NDI) Special Manuals.....	49
Publication Module Coding for Non-Nuclear Munitions Basic Information Manual (Standard Volume).....	52
Publication Module Coding for Non-Nuclear Munitions Loading Procedures Manual.....	53
Publication Module Coding for Non-nuclear Munitions Loading Standard Data Packages Manual.....	54
Publication Module Coding for Non-Nuclear Weapon Delivery Checklists Manual.....	66
Publication Module Coding for Non-Nuclear Weapon Delivery Source Data Packages Manual.....	66
Publication Module Coding for Non-nuclear Weapons Delivery Manuals (1 and 2 volume).....	63
Publication Module Coding for Nuclear Weapon Delivery Checklist Manual (Strategic Bomber Aircraft)....	67
Publication Module Coding for Nuclear Weapon Delivery Manual (Strategic Bomber Aircraft).....	64
Publication Module Coding for Nuclear Weapons Basic Information and Loading Procedures Manual (Fighter Aircraft).....	52
Publication Module Coding for Nuclear Weapons Loading Procedures Checklists Manual	55
Publication Module Coding for Nuclear Weapons Loading Procedures Manual (Bomber Aircraft).....	52
Publication Module Coding for Operation Work Packages.....	46
Publication Module Coding for Operators Instructions (Hand-Held Flight Computers) Special Manuals.....	50
Publication Module Coding for Parachute Packing Procedures Special Manuals	50
Publication Module Coding for Receiving and Handling Work Packages.....	45
Publication Module Coding for Schematics Manuals	44
Publication Module Coding for Servicing Work Packages	45
Publication Module Coding for Shipment and Storage Work Packages	47
Publication Module Coding for Space systems - Checklists Manual	61
Publication Module Coding for Space systems - Classified Manuals	61
Publication Module Coding for Space systems - Operational Manuals	60
Publication Module Coding for Specialized Storage and Maintenance Procedures: AUR Munitions and Associated Support Equipment, Conventional Components and CMBR Agents Special Manuals.....	50
Publication Module Coding for Stand Alone Illustrated Parts Manuals.....	45
Publication Module Coding for Static Firing of Missile Motors Special Manuals	48
Publication Module Coding for Storage Inspection Work Packages.....	47
Publication Module Coding for Structural Repair Manual arrangement.....	59
Publication Module Coding for System Peculiar Corrosion Control Special Manuals.....	49
Publication Module Coding for TCTOs arrangement	57
Publication Module Coding for Test Instrument Calibration Manual arrangement	60
Publication Module Coding for Weight and Balance arrangement	51
Publication Module Coding for Wiring Data Manuals.....	44
Publication Module Coding for Work Card Manual arrangement.....	58
Publication Module Coding for Work Unit Code Manuals (2 Chapter).....	62
Publication Module Coding for Work Unit Code Manuals (3 Chapter).....	63
Publication module definitions	42
Publication module references.....	28
Publication modules and maintenance levels	42
Publication type	14
Published or unpublished documents	111
Purpose.....	76, 101, 110
Pylon jettison procedures.....	184

Q

Quality Assurance (QA).....	14
-----------------------------	----

MIL-STD-3048 (USAF)

Quality assurance for IETMs	21
-----------------------------------	----

R

Racks	89
Radiation Hazard (RADHAZ)	143
Radio and repair equipment essential for flight	118
Radome repairs	116
Reason for update	43, 200
Rebuild	14
Records	110
Recovery	119
Redline function icons	194
Reference designator	14, 33
References	27
References in titles	28
Referencing comments	41
Referencing other DMRLs	41
Referencing verbiage	28
Registering MI with NAMSA	39
Relative wind vector	160
Relative wind vector chart	163
Reliability Centered Maintenance (RCM)	14
Reliability, Maintainability and Supportability (RMS) and Operational Availability (OA)	14
Remarks	25
Removal	77, 79
Removal of preservation materials	77, 79
Remove	14
Repair	15
Repair part	15
Repair restrictions	113
Repairs and locally make	73
Replace	15
Replacement schedule	113
Reset area	17
Response to systems nuclear caution display procedures	185
Restrike procedures	181
Retaining deleted content	27
Retargeting, preparatory launch, and launch procedures	148
Retention of classifications	20
Revision	15
Rotary-wing and fixed-wing aircraft and CE-COM equipment zones	107
Rotary-wing/fixed-wing aircraft and CE-COM equipment zones	105
Rotor limitations	135
Rules and decision numbering	1

S

S1000D - Chapter 3.4 - Information generation - Zoning and access	20
S1000D Chapter 1 - Introduction to the specification	17
S1000D Chapter 1.4 - Introduction to the specification - How to tailor for a specific project	18
S1000D Chapter 1.5 - Introduction to the specification - Request for change	18
S1000D Chapter 2 - Documentation process	18
S1000D Chapter 3 - Information generation	18
S1000D Chapter 3.3 - Information generation - Information sets	19

MIL-STD-3048 (USAF)

S1000D Chapter 3.5 - Information generation - Updating data modules.....	20
S1000D Chapter 3.6 - Information generation - Security and data restrictions.....	20
S1000D Chapter 3.7 - Information generation - Quality assurance.....	20
S1000D Chapter 3.9.1 - Authoring - General writing rules.....	21
S1000D Chapter 3.9.2 - Authoring - Illustration rules and multimedia	21
S1000D Chapter 3.9.2.1 - Illustration rules and multimedia - Illustrations, General.....	21
S1000D Chapter 3.9.2.3 - Illustration rules and multimedia - Use of color and photographs	22
S1000D Chapter 3.9.2.4 - Illustration rules and multimedia - Multimedia, general	22
S1000D Chapter 3.9.2.5 - Illustration rules and multimedia - Interactive 3D content.....	22
S1000D Chapter 3.9.3 - Authoring - Warnings, cautions, and notes.....	22
S1000D Chapter 3.9.4 - Authoring - Front matter.....	23
S1000D Chapter 3.9.5.1 - Data modules - Identification and status section	23
S1000D Chapter 3.9.5.1.1 - Identification and status section - Export control	26
S1000D Chapter 3.9.5.2.1.1 - Common constructs - Change marking	26
S1000D Chapter 3.9.5.2.1.10 - Common constructs - Text elements.....	29
S1000D Chapter 3.9.5.2.1.11 - Common constructs - Controlled content	30
S1000D Chapter 3.9.5.2.1.12 - Common constructs - Common information	30
S1000D Chapter 3.9.5.2.1.2 - Common constructs - Referencing	27
S1000D Chapter 3.9.5.2.1.4 - Common constructs - Caption groups	28
S1000D Chapter 3.9.5.2.1.6 - Common constructs - Tables.....	28
S1000D Chapter 3.9.5.2.1.7 - Common constructs - Figures and foldouts	29
S1000D Chapter 3.9.5.2.1.9 - Common constructs - Preliminary requirements and requirements after job completion	29
S1000D Chapter 3.9.5.2.10 - Content section - Process data module	34
S1000D Chapter 3.9.5.2.11 - Content section - Technical information repository.....	35
S1000D Chapter 3.9.5.2.12 - Content section - Container data module.....	35
S1000D Chapter 3.9.5.2.13 - Content section - Learning data module.....	35
S1000D Chapter 3.9.5.2.2 - Content section - Descriptive information.....	30
S1000D Chapter 3.9.5.2.3 - Content section - Procedural information	30
S1000D Chapter 3.9.5.2.4 - Content section - Fault information.....	31
S1000D Chapter 3.9.5.2.5 - Content section - Maintenance planning information.....	31
S1000D Chapter 3.9.5.2.6 - Content section - Crew/Operator information	31
S1000D Chapter 3.9.5.2.7 - Content section - Parts information	32
S1000D Chapter 3.9.5.2.8 - Content section - Battle damage assessment and repair	34
S1000D Chapter 3.9.5.2.9 - Content section - Wiring data	34
S1000D Chapter 3.9.5.3 - Data modules - Applicability.....	36
S1000D Chapter 3.9.5.3.1 - Applicability - Applicability cross-reference table.....	37
S1000D Chapter 3.9.5.3.2 - Applicability - Conditions cross-reference table	37
S1000D Chapter 3.9.5.3.3 - Applicability - Products cross-reference table.....	37
S1000D Chapter 3.9.6.1 - Attributes - Project configurable values.....	37
S1000D Chapter 3.9.6.2 - Attributes - Fixed values.....	38
S1000D Chapter 4 - Information management.....	38
S1000D Chapter 4.10 - Information management - Business rules exchange	68
S1000D Chapter 4.10.1 - Business rules exchange - Coding of BREX data modules	68
S1000D Chapter 4.10.2 - Business rules exchange - The BREX data module	68
S1000D Chapter 4.12 - Information management - Multiple instances of data modules.....	68
S1000D Chapter 4.14 - Information management - Applicability	69
S1000D Chapter 4.14.1 - Applicability - Applicability cross-reference table.....	69
S1000D Chapter 4.14.2 - Applicability - Conditions cross-reference table	69
S1000D Chapter 4.14.3 - Applicability - Products cross-reference table.....	69
S1000D Chapter 4.2.1 - Common source database - Information objects.....	38
S1000D Chapter 4.3.1 - Data module code - Model identification code.....	38
S1000D Chapter 4.3.2 - Data module code - System difference code	39
S1000D Chapter 4.3.3 - Data module code - Standard numbering system.....	39

MIL-STD-3048 (USAF)

S1000D Chapter 4.3.4 - Data module code - Disassembly code.....	39
S1000D Chapter 4.3.5 - Data module code - Disassembly code variant.....	40
S1000D Chapter 4.3.6 - Data module code - Information code	40
S1000D Chapter 4.3.7 - Data module code - Information code variant.....	40
S1000D Chapter 4.3.8 - Data module code - Item location code.....	40
S1000D Chapter 4.4 - Information management - Information control number.....	40
S1000D Chapter 4.5.1 - Data module lists - Data module requirements list.....	41
S1000D Chapter 4.5.2 - Data module lists - Common Source Data Base (CSDB) status list.....	41
S1000D Chapter 4.6 - Information management - Comment.....	41
S1000D Chapter 4.8 - Information management - Interchange of data modules	41
S1000D Chapter 4.9.1 - Publication and SCORM content package management - Publication module.....	41
S1000D Chapter 4.9.2 - Publication and SCORM content package management - Coding of publications and SCOs	43
S1000D Chapter 5 - Information sets and publications.....	69
S1000D Chapter 5.2 - Information sets and publications - Information sets.....	70
S1000D Chapter 5.2.1.10 - Common information sets - Weapon loading information	85
S1000D Chapter 5.2.1.11 - Common information sets - Cargo loading information.....	101
S1000D Chapter 5.2.1.14 - Common information sets - Aircraft battle damage assessment and repair information.....	104
S1000D Chapter 5.2.1.15 - Common information sets - Illustrated tool and support equipment information..	108
S1000D Chapter 5.2.1.16 - Common information sets - Service bulletins (TCTO).....	109
S1000D Chapter 5.2.1.2 - Common information sets - Description and operation.....	71
S1000D Chapter 5.2.1.20 - Common information sets - List of applicable publications.....	110
S1000D Chapter 5.2.1.21 - Common information sets - Maintenance checklists and inspections.....	111
S1000D Chapter 5.2.1.3.1 - Maintenance information - Maintenance procedures	72
S1000D Chapter 5.2.1.3.2 - Maintenance information - Fault Manual	73
S1000D Chapter 5.2.1.3.5 - Maintenance information - Storage	75
S1000D Chapter 5.2.1.4 - Common information sets - Wiring data	79
S1000D Chapter 5.2.1.5 - Common information sets - Illustrated parts data.....	82
S1000D Chapter 5.2.1.7 - Common information sets - Weight and balance information.....	84
S1000D Chapter 5.2.2.2 - Air specific information sets - Structure repair information.....	114
S1000D Chapter 5.2.2.3 - Air specific information sets - Cross-servicing information.....	116
S1000D Chapter 5.2.2.6 - Air specific information sets - Engine standard practices.....	122
S1000D Chapter 5.2.2.7 - Air specific information sets - Aircrew information.....	124
S1000D Chapter 6 - Information presentation/use	187
S1000D Chapter 6.2 - Information presentation/use - Page-oriented publications	188
S1000D Chapter 6.2.1 - Page-oriented publications - Page layout, paper publications, headers and footers..	188
S1000D Chapter 6.2.2 - Page-oriented publications - Typography - Layout elements	188
S1000D Chapter 6.3.1 - Information presentation/use - Interactive electronic technical publications.....	190
S1000D Chapter 6.4.2 - Functionality - Functionality Matrix	201
S1000D Chapter 7 - Information processing.....	202
S1000D Chapter 7.1 - Information processing - Introduction	202
S1000D Chapter 7.2 - Information processing - Basic concepts	202
S1000D Chapter 7.3.1.3 - Data module schema - Invocation	203
S1000D Chapter 7.4.1.1 - IETP - Generation process.....	203
S1000D Chapter 7.4.3 - Generation of publications - Inclusion of legacy information.....	203
S1000D Chapter 7.5.1 - Information interchange - File based transfer.....	203
S1000D Chapter 7.5.3 - Information interchange - RDF/DC metadata	203
S1000D Chapter 8 - Standard numbering systems, information codes and learn codes	203
S1000D Chapter 8.2.1 - Maintained SNS - Generic.....	204
S1000D Chapter 8.4 - SNS, information and learn codes - Information codes.....	205
S1000D Chapter 8.4.1 - Information codes - Short definitions	206
S1000D Chapter 9 - Terms and data dictionary.....	206

MIL-STD-3048 (USAF)

S1000D IETMs functionality.....	17
Safe escape.....	158
Safe escape and fuze arming tables.....	161
Safe escape and fuze arming time data.....	154
Safe escape charts.....	155
Safe escape maneuvers.....	158
Safe escape/safe separation charts.....	158
Safe escape/safe separation/fuze arming.....	160
Safe separation.....	158
Safety devices, blanks, and covers.....	120
Safety information.....	107
Safety procedures.....	142, 147
Safety summary.....	117
Safing.....	96, 101
Sample basic weight checklists.....	84
Sample completed checklists.....	113
Sample problems for each type of delivery mode.....	155
Scheduled Inspection and Maintenance Requirements.....	111
Schema invocation.....	203
Schematic diagram.....	15
Schematic diagrams.....	72
Schematic diagrams manual.....	81
Scope.....	1, 93–94, 97–98, 153, 155, 209
Scope of content.....	73, 75, 80, 82, 84–85, 101, 104, 108–111, 114, 116, 125, 139–140, 144–145, 150–152
Scope of content for front matter.....	71
Scope of printable data.....	21
Scope of the product instances.....	69
Seats, ejection seats, and modules.....	128
Section I - Bomb description.....	164
Section I - Bomb lift trucks.....	90
Section I - Definition of terms.....	168
Section I - Description.....	152, 156, 169, 172, 175, 178
Section I - Description and operation.....	125
Section I - General.....	114
Section I - General safety requirements.....	86
Section I - Nuclear bomb monitor and control system.....	166
Section II - Air-to-surface munitions.....	157
Section II - Bombing data.....	168
Section II - Emergency procedures.....	86
Section II - Mission planning.....	173
Section II - Munitions handling and loading adapters.....	90
Section II - Normal aircrew procedures.....	153, 169, 175, 178
Section II - Normal procedures.....	130
Section II - Nuclear bomb effects.....	165
Section II - Nuclear bomb suspension and release system.....	166
Section II - Repair sections.....	115
Section III - Aircraft description and general arrangement.....	86
Section III - Austere mission planning.....	173
Section III - Bomb limitations.....	165
Section III - Bombing data forms.....	169
Section III - Damage due to landing gear failure.....	116
Section III - Emergency aircrew procedures.....	154, 170
Section III - Emergency aircrew procedures and abnormal operations.....	176
Section III - Emergency Procedures.....	134

MIL-STD-3048 (USAF)

Section III - Fuzes.....	157
Section III - Munitions trailers.....	90
Section III - Normal aircrew procedures.....	167
Section III - Planning procedures and sample problems.....	179
Section IV - Ammunition loading systems.....	90
Section IV - Emergency aircrew procedures.....	168
Section IV - Error analysis.....	179
Section IV - Escape data.....	165
Section IV - Mission Crew Duties and Procedures.....	134
Section IV - Planning procedures and sample problems - Arrangement.....	176
Section IV - Repair materials and special tools.....	116
Section IV - Special equipment.....	157
Section IV - Supplementary data.....	154, 170, 173
Section IV - Support equipment description.....	86
Section IX - Mission planning.....	159
Section IX - Stray voltage checks.....	86
Section V - Air-to-air missiles.....	157
Section V - Bomb/weapon descriptions.....	86
Section V - Missile signatures.....	174
Section V - Nuclear practice bomb description.....	168
Section V - Operating limitations.....	135, 171
Section V - Planning charts and tables.....	177
Section V - Planning procedures and sample problems.....	155
Section V - Supplementary data.....	165, 177
Section V - Test equipment.....	91
Section VI - Flight characteristics.....	136
Section VI - General procedures.....	86
Section VI - Mission planning.....	171
Section VI - Planning charts and ballistic tables.....	155
Section VI - Suspension systems.....	157
Section VI - Test adapters.....	91
Section VII - Adverse weather operation.....	137
Section VII - Aircraft preparation.....	86
Section VII - Safe escape/safe separation.....	158
Section VII - Systems operation.....	172
Section VIII - Air refueling procedures.....	138
Section VIII - Flight circuit test (FCT)/functional checks.....	86
Section VIII - Supplementary data error analysis.....	158
Security.....	43
Security classification.....	41
Sequence of phases, actions, inspections, and checks.....	131
Serialization.....	82
Service.....	15
Servicing.....	73
Servicing diagram.....	130
Session control icons.....	193
Set.....	15
Sheet number explanation.....	83
Sight depression angle.....	161
Sight depression angle chart.....	163
Sight depression angle charts.....	156
Simplified drop sequence diagrams.....	165
Simplified fusing and firing schematics.....	165

MIL-STD-3048 (USAF)

Sixth element of the SMR code	33
Skill level code.....	24
Skill level code for aircrew.....	25
Skill levels on steps.....	31
Small, short range, or specialized aircraft.....	115
Snow, ice, rain, fog, and slush	137
SNS.....	139
SNS documentation	68
Source of the disassembly code variant.....	40
Source of the model identification code.....	39
Source of the technical names.....	26
Source, Maintenance, and Recoverability (SMR) code.....	15
Source, Maintenance, and Recoverability (SMR) codes	83
Space systems - Checklists.....	144
Space systems - Classified manual	143
Space systems - Operational manual	140
Spare part.....	15
Special inspections.....	131
Special Inspections after a specific occurrence.....	112
Special terms.....	16
Special tools.....	15, 91
Special tools and test equipment.....	76
Special tools and test equipment list.....	108
Special-type takeoffs.....	132
Specialized Repair Activity (SRA).....	15
Specific aircraft manual (one volume).....	152
Specific aircraft manual (two volumes).....	152
Specific contents	41
Specific procedures	104
Specific safety requirements	96
Specifications, standards and handbooks.....	2
Speed brake system and spoiler system.....	128
Spins.....	137
Stall limiter system	128
Stalls.....	137
Standard munitions loading procedures.....	95
Standard munitions unloading procedures.....	96
Standard numbering system.....	140, 145
Standard Numbering System (SNS).....	17
Standard Numbering System (SNS) titles	68
Standard practices	71
Standard practices numbering system application.....	122
Standard statements for reason for update.....	27
Standard volume manual.....	156
Starter limitations.....	135
Starting engines.....	131
Static numbering	21
Status and fault monitoring.....	142, 147
Status bar.....	191
Status monitoring.....	141, 146
Stores coverage.....	129
Stores weight table.....	162
Stray voltage checks	92
Strike procedures	181

MIL-STD-3048 (USAF)

Structures assessment.....	107
Subassembly	15
Subject term (key word) listing.....	206
Summary table of limitations.....	135
Supersedure.....	24, 43
Supplemental information and supplements to the basic technical order.....	110
Supplemental repair restrictions for contingency operations.....	113
Support equipment.....	93, 95, 98
Support Equipment.....	15
Support equipment illustrated parts breakdown	91
Support equipment information	108
Support equipment/special tools.....	106
Support inspection criteria.....	91
Support of the structure.....	115
Suspend and restart.....	193
Sustainment maintenance.....	15
Symbol size.....	29
Symbols	83
System.....	15
System assessment.....	107
System breakdown code and functional item code.....	43
System descriptions	106
System emergencies.....	134
System test procedures.....	142

T

Table display	201
Table footnotes.....	189
Table of contents - Front and rear matter.....	192
Table of contents initial display	192
Table of contents items	192
Table of contents order.....	192
Table of contents references.....	192
Table of contents, lists of tables and figures, and page numbering.....	188
Table titles.....	28
Table, figure, graphic, and illustration numbering.....	189
Tables as graphics	28
Tables necessary for planning all types of releases	156
Tags.....	15
Tailoring (business rules).....	15
Takeoff.....	132
Takeoff and landing data card.....	131
Takeoff emergencies	134
Takeoff, landing, instrument approach, and missed approach diagrams	132
Task.....	16
Task definitions	31, 112
Task groupings	31
Task references.....	31
Task sequence	31
Taxiing	132
Technical information repositories	35
Technical Information Repository in published deliverables.....	35
Technical Manual (TM).....	16

MIL-STD-3048 (USAF)

Temporary storage	76
Terminal area	173
Terminology	138
Terminology database or glossary	21
Terms.....	8
Test.....	16
Test instrument calibration.....	139, 204
Test launch system information	171
Test, Measurement, and Diagnostic Equipment (TMDE).....	16
Text justification.....	188
Theory of guidance system operation.....	172
Three-Chapter Work Unit Codes Manual	151
Tie-down points and cable information	77-78
Time Between Overhaul (TBO) items	16
Time limit information.....	31
Time Limits.....	31
TIR during production	35
Title case in references.....	28
Title page of publications.....	43
Titles for multivolume publications	43
Tool tips	201
Top-down generation breakdown	16
Touch-and-go landings.....	133
Towing or winching	119
Training mode procedures	187
Transportation of hazardous materials.....	165, 177
Trigonometric functions.....	161
Trigonometric functions table information.....	164
Turbulence and thunderstorms.....	137
Two-Chapter Work Unit Codes Manual	150
Type I checklists (Nonintegrated).....	144, 149
Type II checklists (Integrated).....	144, 149
Type maintenance codes	150
Types of quantity data	30
Types of Storage	76
Types of unit of measure.....	30
Typical mission scenarios	173
Typical repairs.....	106
Typical repairs and applications.....	116
Typography and layout	189

U

Unique data codes for maintenance cost system.....	151
Units of measure	21
Unloading.....	96
Unloading procedures	87-88, 93, 95, 97, 100
Unscheduled landing procedures	170, 183
Unscheduled landing with nuclear bombs aboard	166, 177
Updating a DMRL	41
Usable On Code (UOC).....	16
Usable on codes	83
USAF business rules.....	18-23, 26-32, 34-43, 68-73, 75, 79, 82, 84-85, 101, 104, 108-111, 114, 116, 122, 124, 139-140, 143-144, 149-152, 188, 190, 201-206

MIL-STD-3048 (USAF)

USAF business rules numbering.....	1
Use and format of the attribute referredFragment of element <dmRef>.....	28
Use and marking of security classifications.....	20
Use in CSDB objects.....	203
Use of <reasonForUpdate> and change packages.....	26
Use of a compass rose icon in the reset area.....	190
Use of a published or a transient data module.....	69
Use of alternative data module nodes.....	34
Use of alternatives.....	35
Use of applicability.....	27, 36
Use of Available for projects information codes.....	205
Use of borders for illustrations.....	201
Use of caption groups.....	28
Use of Chapter 6.3.1.....	190
Use of color.....	22
Use of Combat Weapons Delivery Software (CWDS) procedures.....	179
Use of commercial classifications.....	20
Use of common information.....	30
Use of container data module concept.....	35
Use of controlled content.....	30
Use of copyrighted material.....	24
Use of data module code extensions.....	26
Use of identification.....	29
Use of identification extensions.....	68
Use of legends.....	41
Use of list of effective pages.....	23
Use of loops.....	35
Use of media.....	43
Use of modify and add.....	26
Use of modularized or flat schemas.....	202
Use of multiple tables.....	37
Use of NATO classified data.....	23
Use of numbered notes within a data module.....	189
Use of originator and Responsible Partner Company.....	42
Use of presentation settings.....	28
Use of procedural steps.....	30
Use of product attributes versus conditions.....	69
Use of product safety.....	25
Use of project business rules.....	18
Use of project Business Rules Exchange data module.....	68
Use of project-specific values.....	38
Use of publication modules.....	42
Use of reason for amendment.....	27
Use of S1000D schemas.....	202–203
Use of Simplified English.....	21
Use of System Breakdown Code.....	24
Use of technical names and SNS.....	39
Use of textual applicability annotations.....	36
Use of the <snsRules> branch.....	68
Use of the attribute applicDisplayClass.....	36
Use of the attribute applicProperty.....	36
Use of the attribute id.....	28, 30
Use of the attribute internalRefTargetType.....	28

MIL-STD-3048 (USAF)

Use of the attribute updateHighlight.....	26
Use of the attribute updateReasonType	26
Use of the attribute vitalWarningFlag.....	22
Use of the coding for nonchapterized IPD in the SNS	39
Use of the collection of warnings and cautions	23
Use of the Conditions Cross-reference Table	37
Use of the container data module.....	35
Use of the cross-reference method for the reason for update	26
Use of the CSDB status list.....	41
Use of the element <assign>.....	37
Use of the element <authorityNotes> with the element <techStandard>	24
Use of the element <behavior>.....	28
Use of the element <dataConds>	23
Use of the element <dataDestruction>.....	23
Use of the element <dataDisclosure>	23
Use of the element <dataDistribution>.....	23
Use of the element <dataHandling>	24
Use of the element <enterpriseName> in top-level publication modules.....	43
Use of the element <estimatedTime>	29
Use of the element <exportControl>	26
Use of the element <infoName>	23
Use of the element <issueDate>	24, 42
Use of the element <personCategory>.....	29
Use of the element <personnel>	29
Use of the element <policyStatement>	23
Use of the element <reasonForUpdate> and highlights.....	26
Use of the element <refs>.....	28
Use of the element <reqTechInfoGroup>	29
Use of the element <security>	23
Use of the element <snsDescr>	68
Use of the element <trade>.....	29
Use of the functional item reference	24
Use of the functionality matrix	201
Use of the learning schema.....	35
Use of the pattern.....	69
Use of the process data module	34
Use of the Product Cross-reference Table	37
Use of the reference information branch	32
Use of the schedule schema	31
Use of the SNS.....	39
Use of the SNS in IPD data modules.....	39
Use of the UOC.....	39
Use of the wiring data schema.....	34
Use of this schema	32
Use of title and issue date in data module references.....	28
Use of unit of measure	30
Use of value patterns.....	37
Use of warnings and cautions in descriptive data.....	22
Use of XML	38
User.....	16
Using publication modules for field and depot manuals.....	42
Using zoning and access	20

MIL-STD-3048 (USAF)**V**

Values for reference designators	33
Values for the attribute securityClassification.....	37
Variable naming and typing	35
Vertical drop required for fuze arming.....	160
Viewer	16
Volume 1 - Aircrew nuclear bomb delivery.....	174
Volume 1 - Aircrew weapon delivery and Volume 2 - Classified supplement	169
Volume 1 - Nuclear bomb basic information.....	164
Volume 2 - Aircrew practice bomb delivery.....	178
Volume 2 - Nuclear bomb delivery basic information and operating procedures	166
Volume 3 - Aircrew weapon delivery, mission planning	172
Volume 3 - Nuclear bomb delivery ballistics.....	168

W

Walkways	117
Warning, caution, and note placement.....	22
Warnings and cautions summary data module.....	23
Warnings in separate data modules.....	22
Warnings, cautions, and notes.....	198
Weapon delivery	158
Weapon Delivery	152
Weapon effects.....	174
Weapon suspension systems	153
Weapons capability	173
Weight and balance	131
Weight checklists	84
Weight checklists control.....	84
Weight checklists PM title	84
Weight limitations.....	136
What is required.....	110
When discovered codes.....	150
When to be accomplished	110
Wing flaps, slat system, and boundary layer control	128
Wing fold systems.....	128
Wing sweep system.....	128
Wiring diagram	16
Work area diagrams	113
Work Cards	113
Work unit codes - support general	150
Writing warnings and cautions	21

Z

Zero line of sight attack milliradian (MIL) tables	163
Zero sight line angle of attack.....	161
Zone references.....	33

MIL-STD-3048 (USAF)

CONCLUDING MATERIAL

Custodians:

Air Force - 16

Preparing activity:

Air Force - 16

(Project TMSS-2012-006)

Review activities:

Air Force - 11, 13, 16, 19, 71, 99

NOTE

The activities listed above were interested in this document as of the date of this document. Since organizations and responsibilities can change, you should verify the currency of the information above using the ASSIST Online database at <https://assist.dla.mil>.